



HOUSE OF ROHL.

PRESENTS

EMTEK®

EMTEK SELECT SOLID BRASS DOOR PULLS

Riobel

PERRIN & ROWE®
LONDON



victoria ⊕ albert®

ROHL

Schaub

EMTEK.



NOW INTRODUCING: EMTEK SELECT SOLID BRASS DOOR PULLS

Solid Brass Craftsmanship with Emtek SELECT Platform Personalization

Emtek SELECT Solid Brass Door Pulls offer a new level of personalization, creating a look that is uniquely yours.

Mix grip textures and stem designs in any combination of finishes to create hundreds of custom door pull configurations for your project.



EMTEK[®]

PRECISION IN EVERY DETAIL

Personalization You Can Feel

- ❖ Solid brass construction with an elevated, substantial feel
- ❖ Assembled to order to support mix-and-match personalization
- ❖ Built on the same Emtek SELECT component philosophy used across related Emtek SELECT products



EMTEK

PERSONALIZED STYLE, EFFORTLESS FUNCTION



SELECT SOLID BRASS DOOR PULL DESIGN OPTIONS



EMTEKSELECT

Choose from Smooth, Knurled and Straight Knurled pulls with L-Square or R-Bar stems, all available in eight mix-and-match finishes.



L-SQUARE (LS)



R-BAR (RA)



SMOOTH (SM)



KNURLED (KN)



STRAIGHT KNURLED (SK)



EMTEK SELECT SOLID BRASS DOOR PULLS: CUSTOMIZATIONS AT A GLANCE

Mix-and-Match Style & Finish for Grip & Stem



L-Square with
Smooth
86494.LSUS19.SMUS19



L-Square with
Straight Knurled
86494.LSUS4.SKUS19



L-Square with
Knurled
86494.LSUS4.KNUS7



R-Bar with
Smooth
86494.RAUS19.SMUS26



R-Bar with
Straight Knurled
86494.RAUS14.SKUS15



R-Bar with
Knurled
86494.RAUS3NL.KNUS15

EMTEK.



FINISH OPTIONS


Available in Eight Mix-and-Match Finishes



Satin Brass
(US4)



French
Antique
(US7)



Oil Rubbed
Bronze
(US10B)



Polished Nickel
- Lifetime
(US14)



Satin Nickel
(US15)



Flat Black
(US19)



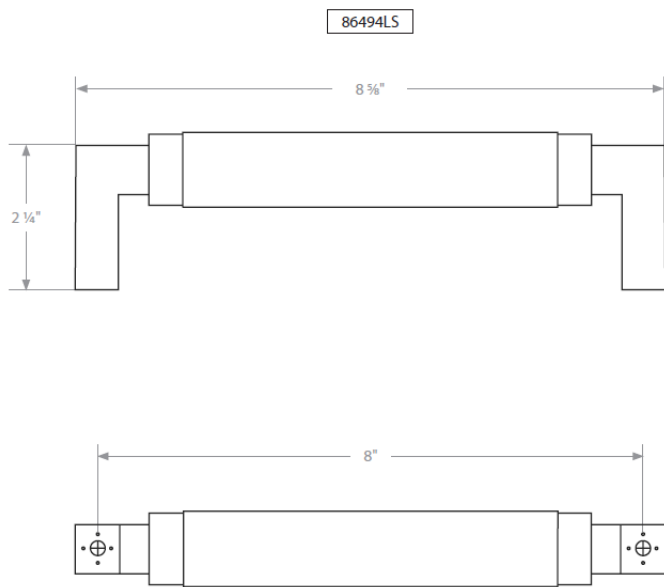
Polished
Chrome
(US26)



Unlacquered
Brass
(US3NL)



TECH SPECS/DIMENSIONS



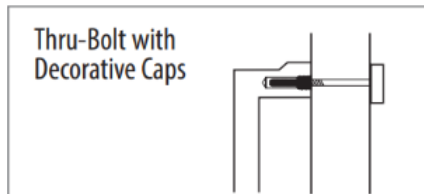
Emtek SELECT 8" Brass Door Pull
L-Square

EMTEK.

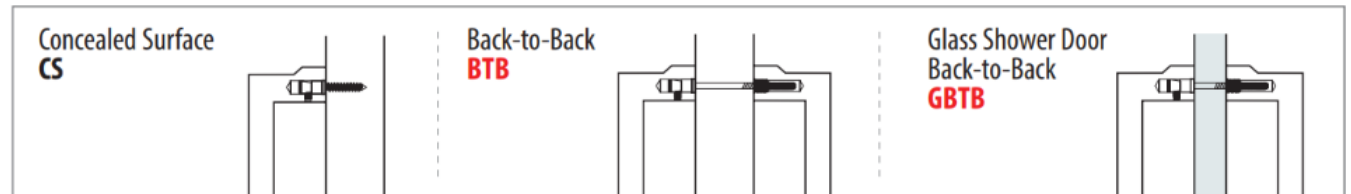


MOUNTING OPTIONS

Standard Mounting



Optional Mounting Options





HOW TO ORDER

- ❖ Include selections for Product Code, Stem, and Pull
- ❖ Indicate Style and Finish for Stem and Pull
- ❖ Stem and pull will be permanently affixed
- ❖ Indicate optional mounting if needed

8" BRASS DOOR PULLS	Optional Mounting	Product Code	Stem	Handle	List Price	Back-to-Back List Price
SELECT Solid Brass 8" Door Pull	CS/BTB/GBTB	86494	 L-SQUARE (LS)  R-BAR (RA)	 SMOOTH (SM)  KNURLED (KN)  STRAIGHT KNURLED (SK)	\$197	\$394

FINISH OPTIONS FOR STEM AND PULL

Satin Brass (US4) French Antique (US7) Oil Rubbed Bronze (US10B) Polished Nickel - Lifetime (US14) Satin Nickel (US15) Flat Black (US19) Polished Chrome (US26) Unlacquered Brass (US39L)*

To order: CS/BTB/GBTB 86494 . RAUS4 . KNUS15

Product Name: SELECT Solid Brass Door Pull 8" C-to-C + R-Bar Stem Satin Brass (US4) + Knurled Pull Satin Nickel (US15)

Stem (Style/Finish): RAUS4
Pull (Style/Finish): KNUS15

Product Name: SELECT Solid Brass Door Pull 8" C-to-C + R-Bar Stem Satin Brass (US4) + Knurled Pull Satin Nickel (US15)

*per Door/Appliance Pull and Back-to-Back pulls are available for a \$20 List Price upcharge per pair.



HOUSE OF ROHL.

THANK YOU

Riobel

PERRIN & ROWE
LONDON



victoria + albert®

ROHL

Schaub

EMTEK.