



**THE
FURNITURE GUILD**

ESTD 1984

WHAT'S NEW -
WHAT'S GONE

2025

PRODUCTION LEAD TIMES

2 additional weeks added for Customizations

Custom Items require CAD approvals

48 Hours

Guilder Classic & in stock tops

in stock tops: Mineralstone, Fireclay or Marmo Quartz

hardware for GC ships in 1-2 weeks via UPS Grounds

1-2 weeks

Guilder Modern (standard 21.5"D) w/ in stock top

in stock tops: Mineralstone, Fireclay or Marmo Quartz

Guilder Modern (compact 18"D) – NO TOP

in stock tops not compatible on 18"D

4-6 weeks

400 Series

Guilder Classic with made to order tops

Guilder Modern with made to order tops and/or metal accents

made to order: Guildstone, Custom Quartz, Fenix, Carrara

metal accents: INLAY1, BAND1, FRAME2, CAMP1/2, MOLDINGS

6-8 weeks

100-200-500*-600 Series

Metal Bases


Fluted Vanities

8-10 weeks

*522-524-526 Series

COMING DECEMBER 2025

COMPACT 18"D MINERALSTONE COUNTERSINK



WM White Matte



WG White Gloss

Faucet Holes are 1 3/8" Dia
Drain Holes are 1 13/16" Dia
Works best with larger european drain



(0) Zero holes (for wall-mounted faucets)

(1) Single-hole

(3) Widespread



three sizes:

24"W x 18"D

30"W x 18"D

36"W x 18"D

COMPACT DEPTH 18"D - 18 1/8" depth countertop for all compact depth vanities

Size	Item #	Basin Size	Overall Size	List
24COM	MS-[color]-2.0-24COM-F-[0/1/3]-MSR3	15 1/2 x 13 x 4 3/4 deep	24 1/4 x 18 1/8 x 5 3/4	1395
30COM	MS-[color]-2.0-30COM-F-[0/1/3]-MSR3	15 1/2 x 13 x 4 3/4 deep	30 1/4 x 18 1/8 x 5 3/4	1495
36COM	MS-[color]-2.0-36COM-F-[0/1/3]-MSR3	15 1/2 x 13 x 4 3/4 deep	36 1/4 x 18 1/8 x 5 3/4	1595

NEW DESIGN



COHEN - 107

The Cohen vanity features a modern, thin-framed cabinet construction with a refined slim Shaker-style door and drawer design. Built for both style and functionality, Cohen is available in various configurations in sizes from 24" - 72" as standard. This design blends classic craftsmanship with contemporary simplicity—ideal for transitional and modern interiors alike.



0002



0102



0202



0205



0302



0305



0402



0405



0502



0602



0606



0802



0805

NEW DESIGN



CALDER - 108

The Calder vanity features a modern, thin-framed cabinet construction with a refined slim Shaker-style door and drawer design. Built for both style and functionality, Calder offers maximum storage with various configurations in sizes from 24" - 72" as standard. A 3" integrated toekick provides a clean, grounded look while maintaining easy access. This design blends classic craftsmanship with contemporary simplicity—ideal for transitional and modern interiors alike.



0003



0102



0106



0203



0205



0206



0303



0306



0403



0406



0503



0803



0806

NEW DRAWER LIGHT

NO ELECTRICAL OUTLET NEEDED



Drawer Light - Rechargeable - No electrical outlet needed

2 Light bars on each side of the drawer turn on when opened

Turns off after 30 sec or after closing the drawer

4000K LED fully diffused lighting on both sides of the drawer box

Includes Micro USB charging cable and Li-Ion battery back attached to back of the drawer.


8 months estimated between charges

Order qty of one per drawer (includes 2 light bars, one on each side of the drawer)

Wood Version Available in Q2 2025

Item #	Size	List
DWRLT	Standard Drawer Depth	395 per drawer

NEW
CALACATTA GOLD
CUSTOM QUARTZ



DISCONTINUED
CREMONA
CUSTOM QUARTZ



Guilder Classic

STOCKED - Ships 1-2 days

Introducing Guilder Classic, where timeless craftsmanship meets modern functionality. Guilder Classic delivers the trusted quality you expect with the added benefit of quick delivery by utilizing Furniture Guild design, high quality materials and manufacturing from our global factory network.



HUDSON



ASTORIA



OWEN

NO HARDWARE INCLUDED / NO DRILL HOLES PROVIDED
(If you order hardware will ship separately-installed onsite)

3 vanity styles
4 sizes - 24" 30" 36" 48"



Clear Wood Dovetailed Drawers

24" CONFIGURATION

- Single Sink Centered
- False Top Drawer at 24"

48" CONFIGURATION

- Single Sink Centered
- Adjustable shelf behind doors
- 6 working drawers



Hudson in White
now available



Hudson in Smoked Walnut
COMING 11/15



Owen in White
COMING 11/15



Owen in Washed Oak
COMING 11/15

★ **SINGLE HOLE**
OR
3 HOLE

NEW-IN STOCK

4 SIZES (24" 30" 36" 48")



Fireclay Countersink

fully integrated countersink


- Made in Italy
- 5 year residential warranty
- 1 year commercial warranty
- Drain Hole = 1 5/8"D
- Faucet Hole = 1 3/8"D

Handmade in Italy, our new Fireclay countersinks are state of the art. This material quality is impeccable, extremely durable and perfect for bathroom environments. Available in standard 2" thickness and in several colors, our new Fireclay creates an elegant look that is perfect for any style of bath.

- Countersinks are made from natural minerals including kaolins and first choice clay from Italy
- Fireclay is hand finished and double fired for extraordinary durability
- Includes integrated overflow
- Available in standard White Gloss and Matte Black
- Available in new textured ceramic finishes Caliza and Basalt Concreto
- Standard 2" Edge Thickness
- Faucet Holes Available - 1 or 3
- Sized with Semi-Flush Overhang of 1/4" on 3 sides



WG White Gloss



MB Matte Black



CZ Caliza Concreto



BA Basalt Concreto

★ **SINGLE HOLE**
OR
3 HOLE

NEW-IN STOCK MARMO QUARTZ

4 SIZES (24" 30" 36" 48")

- Available in Marmo finish: Ivory white with subtle grey veining.
- 1.5" Edge thickness comes standard.
- Flush Fit gives an 1/8" overhang on both sides and front.
- Choose between [1] single hole or [3] 8" widespread.
- Undermount ROXY sink included 17.25" x 13.125".
- Includes 3/4" x 4" backsplash



GUILDER MODERN - QUICKSHIP PROGRAM

- 2 WEEK LEADTIME
- 18"DEPTH AVAILABLE (CUSTOM SIZING FOR 4 WEEK LEADTIME)
- SET FREIGHT COST

NEWEST DESIGN



G1 Summit



G2 Avila



G3 Modo



G4 Mesa



G5 Vista



G6 Vue



G7 Terra



C68 Biondo



C67 Nocino



C60 Ashlin



C63 Nimbus



C65 Charred



C1 White Nanomatte



C2 Black Nanomatte



C3 Fossil Beige Nan...



C4 Ice Gray Nanom...



C5 Basalt Gray Nan...




C6 Anthracite Gray ...




C7 Admiral Blue Na...




C8 Misty Blue Nano...




C9 Seafoam Green ...



C10 Blush Pink Nan...



C11 Ruby Red Nano...



C12 Terra Brown Na...



C13 Moss Green Na...



C14 Deep Sea Nano...

GUILDER MODERN - TERRA G7

DOOR & DRAWER CONFIGURATIONS



24"
30"
36"
42"
48"



60"D
72"D



GUILDER MODERN - SUMMIT G1

NEW DOOR & OPEN CUBBY CONFIGURATIONS

36" 42" & 48"



48"



60"D & 72"D



GUILDER MODERN - AVILA G2

NEW DOOR & OPEN CUBBY CONFIGURATIONS

24" 30" 36"
42" & 48"



36" 42" & 48"



48"



60"D & 72"D



GUILDER MODERN - MODO G3

NEW DOOR & OPEN CUBBY CONFIGURATIONS

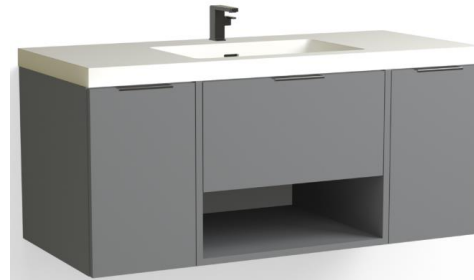
24" 30" 36"
42" & 48"



36" 42" & 48"



48"



60"D & 72"D



LIVE on the
Configurator!

230 VAUGHN 2.0

REDESIGNED WITH SLIM SHAKER FRONTS



No false panels! Even on 24"

230 VAUGHN 2.0

EXPANDED SIZES & CONFIGURATIONS



0002 Configuration

Top and Bottom drawer split for plumbing

Item#	Without Top
230-0002-24	24W x 21.5D x 34H
230-0002-30	30W x 21.5D x 34H
230-0002-36	36W x 21.5D x 34H
230-0002-42	42W x 21.5D x 34H
230-0002-48	48W x 21.5D x 34H



0202 Configuration

Double Sink, 2 Drawers each side

Item#	Without Top
230-0202-48	48W x 21.5D x 34H
230-0202-54	54W x 21.5D x 34H
230-0202-60	60W x 21.5D x 34H
230-0202-66	66W x 21.5D x 34H
230-0202-72	72W x 21.5D x 34H



0606 Configuration

Sing Sink Centered

2 Doors below sink

Item#	Without Top
230-0606-48	48W x 21.5D x 34H
230-0606-54	54W x 21.5D x 34H
230-0606-60	60W x 21.5D x 34H
230-0606-66	66W x 21.5D x 34H
230-0606-72	72W x 21.5D x 34H



0102 Configuration

2 Door

Item#	Without Top
230-0102-24	24W x 21.5D x 34H
230-0102-30	30W x 21.5D x 34H
230-0102-36	36W x 21.5D x 34H
230-0102-42	42W x 21.5D x 34H
230-0102-48	48W x 21.5D x 34H



0205 Configuration

Double Sink, 2 Doors each side

Item#	Without Top
230-0205-48	48W x 21.5D x 34H
230-0205-54	54W x 21.5D x 34H
230-0205-60	60W x 21.5D x 34H
230-0205-66	66W x 21.5D x 34H
230-0205-72	72W x 21.5D x 34H



0802 Configuration

Double Sink, 2 drawers each section

Item#	Without Top
230-0802-60	60W x 21.5D x 34H
230-0802-66	66W x 21.5D x 34H
230-0802-72	72W x 21.5D x 34H



0502 Configuration

Single Sink Centered

All drawers are full drawers

Item#	Without Top
230-0502-48	48W x 21.5D x 34H
230-0502-54	54W x 21.5D x 34H
230-0502-60	60W x 21.5D x 34H
230-0502-66	66W x 21.5D x 34H
230-0502-72	72W x 21.5D x 34H



0602 Configuration

Sing Sink Centered

2 Drawers below sink

Item#	Without Top
230-0602-48	48W x 21.5D x 34H
230-0602-54	54W x 21.5D x 34H
230-0602-60	60W x 21.5D x 34H
230-0602-66	66W x 21.5D x 34H
230-0602-72	72W x 21.5D x 34H



0805 Configuration

Double Sink, 2 doors under sink

24" Door sections under sink

Item#	Without Top
230-0805-60	60W x 21.5D x 34H
230-0805-66	66W x 21.5D x 34H
230-0805-72	72W x 21.5D x 34H

NEW DOOR CONFIGURATIONS

290 HAYDEN



294 HANNAH



NEW DOOR CONFIGURATIONS

295 EDWIN



505 JOSIE



420 REVO - NOW WALL HUNG ON THE CONFIGURATOR




- **400 Series Design w/ Doors added to the Configurator!**
- **Compatible with all of our 7”H Metal Legs, Metal Bases and Wooden Bases (Wood Base Compatibility - Bwood and C/A Colors)**
- **No Longer comes with 2”x 2”x 7”H Legs**


CONFIGURATOR UPGRADES FOR DOOR CABINETS ADDED!

SIZE & CONFIGURATION PANEL FINISH METAL FINISH HARDWARE COUNTERTOP **UPGRADES**


Interiors Glass Dividers Lighting Electrical Finish Options




Walnut Drawer



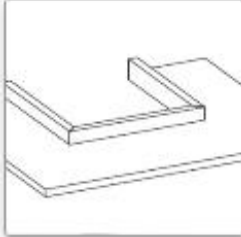
Oak Drawer




Upper U-Shaped Pu...

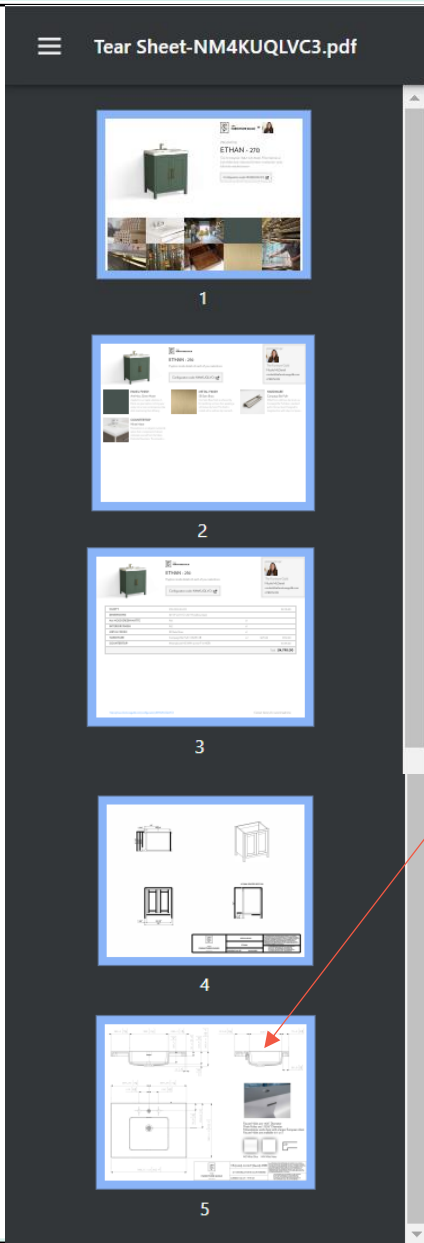


Pullout Tray



Adjustable Shelf





MINERALSTONE, FIRECLAY AND STOCK

MARMO QUARTZ

SPEC SHEETS GENERATED IN

CONFIGURATOR

TEARSHEET

NO OTHER TOP SPECS WILL BE GENERATED

DISCONTINUED FINISH



Café Bailey

Big Rosewood

NEW 2024 BWOOD BOOKS BEING DISTRIBUTED

MOVING FORWARD ALL SAMPLES WILL BE DATED

every B-WOOD Book will need to be replaced-Trash all B-WOOD samples not dated 2024

- ❑ **B54 Cerused Oak**
- ❑ **B57 Milk Oak**
- ❑ **B58 Manhattan Oak**

**** these 3 finishes have all changed ever so slightly so the old samples are not good.

- ❑ **B59 Chocolate Oak-changed to B52 Cafe Oak**

- ❑ **B42 Granite Walnut is still available but it will eventually be discontinued.** Granite Walnut is still on the configurator and still in the digital price book. NO MORE B42 Displays - showrooms should start thinking about selling off their B42 displays over the next year! We do still have plenty of samples on hand to send for loose requests.