



**Corporate Office & Showroom** 1295 N Opdyke Road Auburn Hills MI 48326 248.377.2300 / 800.482.1948  
**Cleveland Office & Showroom** 12610 Corporate Drive Cleveland OH 44130 216.362.9200 / 800.362.2807

www.trevarrowinc.com



## INDUCTION RANGE Consumer Rebate PROGRAM

Effective Dates: April 1, 2025 through December 31, 2025

Scope: All dealers with account in good standing

### The many benefits of INDUCTION COOKING

#### ASTONISHING PRECISION

Induction cooktops generate a magnetic field that induces heat directly in the pan. The surface is no longer the direct heat source—the cookware is. Induction offers precise, nearly instantaneous temperature response.

### Sell & Ship any\* INDUCTION RANGE & your customer is eligible for a Mail-In Rebate

MODEL NUMBER	\$ VALUE	MODEL NUMBER	\$ VALUE
IR30450/S/T	\$250	IR36550/S/T	\$400
IR30450/S/P	\$250	IR36550/S/P	\$400
IR30451/S/P	\$250	IR36551/S/P	\$400
*Dual Install eligible.		IR48751/S/P	\$600

\*Rangetop and Cooktop models not eligible for rebate.

### Coordinate ELEGANTLY HANDLES & TOUCH SCREEN CONTROLS

Whether you prefer the elegant tubular handle and clean lines of the transitional style, or want to make a bold professional-style statement with heavy-duty handles. Either option coordinates elegantly with a full suite of similarly styled Sub-Zero, Wolf, and Cove appliances.

Featuring a large 7" interactive display, the full-color touchscreen is intuitive, highly readable, and locks for safety. Clearly marked graphics help to properly center pans on the heating element.

#### 30 INCHES

##### TRANSITIONAL

IR30450/S/T  
W 29 7/8" x H 35 1/2" x D 28 1/4"



Transitional Model Shown.

##### PROFESSIONAL

IR30450/S/P  
W 29 7/8" x H 35 1/2" x D 28 1/4"

4 INDEPENDENTLY CONTROLLED ZONES

ONE 1,400-WATT ZONE with 2,200-Watt Boost  
TWO 2,100-WATT ZONES with 3,700-Watt Boost  
ONE 2,600-WATT ZONE with 3,700-Watt Boost

#### 36 INCHES

##### TRANSITIONAL

IR36550/S/T  
W 35 7/8" x H 35 1/2" x D 28 1/4"



Professional Model Shown.

##### PROFESSIONAL

IR36550/S/P  
W 35 7/8" x H 35 1/2" x D 28 1/4"

5 INDEPENDENTLY CONTROLLED ZONES

FOUR 2,100-WATT ZONES with 3,700 Watt Boost  
ONE 2,600-WATT ZONE with 3,700-Watt Boost

### CONNECTED


The oven's Wi-Fi enabled feature provides convenience and simplicity. Remotely preheat, select modes, and adjust oven temperature all from your mobile device.

### Personalize YOUR RANGE DOOR COLORS & KNOB CONTROLS


With three\* widths, three colors, and 10 combinations of knobs and bezels, you can personalize your Professional Induction Range to fit seamlessly into any kitchen design.

Sturdy knobs mimic the experience of cooking with gas, with precision across the temperature range. Flick past the highest setting to quickly engage Boost Mode.


#### DOOR COLORS



#### KNOB FINISHES



#### BEZEL FINISHES



#### 30 INCHES



#### 36 INCHES



#### 48 INCHES

