

2025

A ACCURATE
LOCK & HARDWARE
AMERICAN CRAFTED SINCE 1972



PRICE BOOK

NET PRICES EFFECTIVE JAN 1

CONTENTS

MORTISE SWINGING DOORS

TUBULAR SWINGING DOORS

ELECTRIFIED LOCKS

SLIDING, POCKET + BARN DOORS

GLASS DOORS

TRIM

THOM FILICIA FOR ACCURATE

PIVOT + HARMON HINGES

STRIKES

INSTITUTIONAL HARDWARE

SUPPORT


F O R O V E R H A L F A C E N T U R Y ,
we have been committed to providing the highest quality American-made hardware solutions for the entire door. From our legacy products to your most intricate custom needs, we have designed our business to meet your needs and exceed your expectations.

A stylized, handwritten signature in black ink, consisting of a large, sweeping 'R' followed by a horizontal line.

Ronald M. Salvatore
FOUNDER + CHAIRMAN

A stylized, handwritten signature in black ink, consisting of a large, sweeping 'R' followed by a horizontal line.

Reed M. Salvatore
CEO

A stylized, handwritten signature in black ink, consisting of a large, sweeping 'R' followed by a horizontal line.

Rodd M. Salvatore
SENIOR VICE PRESIDENT

MORTISE
SWINGING
DOORS

Add-On Options for Swinging Doors

SilentPac Solutions

9000/9100 Series Mortise Locks

9000/9100 Series Specialty Mortise Locks

9000/9100 Series Marine Grade Mortise Locks

9000/9100 Series | Special Strikes

9000/9100 Series | Special Options

8700/8800 Series Narrow Backset Mortise Locks

8700/8800 Series Narrow Backset Specialty Mortise Locks

8700UL/8800UL Listed Narrow Backset Mortise Locks

8700/8800 Series | Special Strikes

8700/8800 Series | Special Options

8500/8600 Series Narrow Backset Mortise Locks

8500/8600 Series | Special Strikes

8500/8600 Series | Special Options

5000TG Thumb Grip Entry Set | 9100 Series UL Listed Mortise Lock

5000TG Thumb Grip Entry Set | 8800 Series UL Listed Narrow Backset Mortise Lock

1700 Series Narrow Backset Mortise Locksets

1700 Series Narrow Backset Mortise Locks

1700 Series | Special Strikes

1700 Series | Special Options

9500 Series Interior Mortise Locks

9800 Series Interior Mortise Locks

Bit Key Mortise Locks

Interior and Bit Key | Special Strikes

Interior and Bit Key Mortise Lock | Special Options

6500 Series Screen Door Privacy Sets

6500 Series Screen Door Passage Sets

6500 Series Screen Door Mortise Locks

6500 Series Screen Door | Special Strikes

733 Horizontal Mortise Locks

1912 Urban Deadbolt

9500 Deadlocks

7200 Deadlocks

1600 Deadlocks

Other Deadlocks

Passage Knob Latches

7800 Series Dead Latches

7800 Series Dead Latches | Handles

Deadlocks, Knob Latches, Dead Latches | Special Options

Traditional Style Rabbeted Kits

Standard Style Rabbeted Kits

Add-On Options For Mortise Swinging Doors



SilentPac™ Quiet Lock

Cushioned Latch Bolt and Insulated Lock Body Muffle Noise

Available for 9100 Series

Add \$277.00 to lock cost

Specify Q after lock series number
(E.g. 9167Q)



SilentPac™ Lever Dampening Disc

Diminishes Noise by Making Lever Return Smoother

Pair with Quiet Mortise Lock or Magnetic Latch for the Complete Quiet Package

Available for 8500, 8800, 9100, 9500, 9800 Series

Add \$91.00 to lock cost

Specify SP after lock series number
(E.g. 9139Q.SP)



Magnetic Latch

Invisible Strike Meets Quiet Operation

Available for 8800, 9100, 9500, 9800 Series

8800ML/9100ML:

Not UL approved

Add \$277.00 to lock cost

9500/9800 Series:

Add \$113.00 to lock cost

Specify ML after lock series number
(E.g. 9525ML)



High Security Solutions

300x Stronger than the Grade 1 Requirement.

Available for 9100 Series & 7200 Series Deadlocks.

Add \$277.00 to lock cost

Specify SEC after lock series number
(E.g. 9167SEC, 7203SEC)

NOT ALL OPTIONS CAN BE COMBINED.

PLEASE CALL FOR ASSISTANCE.

Silentpac™ Solutions

Acoustically engineered to eliminate door disturbance.

ACCURATE LOCK SERIES	ADD SILENTPAC™ LEVER DAMPENING DISC (SP)	UPCHARGE	DESCRIPTION
9100Q	✓	Price on Application	Complete Quiet Package 9100Q Quiet Lock with SilentPac™ Lever Dampening Disc
9100Q		\$277.00	Quiet Lock with NO Lever Dampening Disc
9100	✓	\$91.00	Regular 9100 lock with Lever Dampening Disc
8500	✓	\$91.00	8500 Lock with Lever Dampening Disc
8800	✓	\$91.00	8800 Lock with Lever Dampening Disc
9500	✓	\$91.00	9500 Lock with Lever Dampening Disc
9800	✓	\$91.00	9800 Lock with Lever Dampening Disc
8800ML	✓	\$368.00	8800 Magnetic Latch with Lever Dampening Disc
8800ML		\$277.00	8800 Magnetic Latch with NO Lever Dampening Disc
9100ML	✓	\$368.00	9100 Magnetic Latch with Lever Dampening Disc
9100ML		\$277.00	9100 Magnetic Latch with NO Lever Dampening Disc
9500ML	✓	\$204.00	Quietest Interior Mortise Set 9500 Magnetic Latch with Lever Dampening Disc
9500ML		\$113.00	9500 Magnetic Latch with NO Lever Dampening Disc
9800ML	✓	\$204.00	Quietest Interior Mortise Set 9800 Magnetic Latch with Lever Dampening Disc
9800ML		\$113.00	9800 Magnetic Latch with NO Lever Dampening Disc

Silentpac™ Lever Dampening Disc Is Compatible With Most Through-Bolted Mortise Locks And A Wide Variety Of Other Manufacturers' Trim. Please Refer To SILENTPACSOLUTIONS.COM For Compatibility Information. Price On Application.

LOCK ONLY

9000/9100 Series Mortise Locks

HOW TO SPECIFY:

FUNCTION. BACKSET. TRIM. FINISH. HAND. DOORTHICKNESS

EXAMPLE:

9124. 212. LXL.8MM. US3NL. RH. 134

Look for these colors next to individual products signifying that add-on option is available.			FINISH GROUP 1 US4, US4NL, US32D, US26D		FINISH GROUP 2 US3, US3NL, US26, US32, US9, US10, US10B, US14, US15, US19		SPECIAL ARCHITECTURAL FINISHES BN, BB, TN, TB, DURO, ESN, US15A, US5, US19LL					
SilentPac™ Quiet Lock	SilentPac™ Lever Dampening Disc	Magnetic Latch	High Security Solutions	SEE PRICING								
Backset			2-1/2"	2-3/4"	2-1/2"	2-3/4"	2-1/2"	2-3/4"				
		9000ADLS	9100ADLS	Active Dummy Lock as Strike	\$419.00		\$425.00		\$437.00			
		9000ADL	9100ADL	Active Dummy Lock	\$192.00	\$173.00	\$198.00	\$179.00	\$210.00	\$191.00		
		9001	9101	Deadlock	\$196.00	\$177.00	\$202.00	\$183.00	\$214.00	\$195.00		
		9002	9102	Deadlock								
		9003	9103	Deadlock								
		9004	9104	Deadlock								
		9005	9105	Deadlock								
				9022	9122	Store Door	\$246.00	\$227.00	\$252.00	\$233.00	\$264.00	\$245.00
				9024	9124	Dormitory	\$196.00	\$177.00	\$202.00	\$183.00	\$214.00	\$195.00
				9025	9125	Passage						
			9034	9134	Hotel	\$278.00	\$259.00	\$284.00	\$265.00	\$296.00	\$277.00	
				9039	9139	Privacy	\$246.00	\$227.00	\$252.00	\$233.00	\$264.00	\$245.00
			9042	9142	Entrance or Public Restroom	\$278.00	\$259.00	\$284.00	\$265.00	\$296.00	\$277.00	
			9043	9143	Institutional Privacy	\$424.00	\$405.00	\$430.00	\$411.00	\$442.00	\$423.00	
			9043E	9143E	Institutional Privacy							
			9044	9144	Institutional Privacy	\$278.00	\$259.00	\$284.00	\$265.00	\$296.00	\$277.00	
			9044E	9144E	Institutional Privacy							
			9045	9145	Classroom							
			9045S	9145S	Classroom Security							
			9046	9146	Classroom Double Locking							
			9048	9148	Entrance							
			9049	9149	Entrance							
			9053	9153	Entrance	\$303.00	\$284.00	\$309.00	\$290.00	\$321.00	\$302.00	
			9056	9156	Entrance or Office	\$278.00	\$259.00	\$284.00	\$265.00	\$296.00	\$277.00	
		9058	9158	Institutional or Asylum	\$246.00	\$227.00	\$252.00	\$233.00	\$264.00	\$245.00		
			9059	9159							Storeroom	
			9060	9160							Asylum x Deadbolt	
			9067	9167	Entrance	\$303.00	\$284.00	\$309.00	\$290.00	\$321.00	\$302.00	
			9069	9169	Entrance							

For 3-3/4": Add \$305.00 to 2-3/4" Price | For 5": Add \$433.00 to 2-3/4" Price | For 6": Add \$558.00 to 2-3/4" Price

NOTES

- Specify trim manufacturer, spindle size or Accurate trim options.
- Locks only, no cylinders or trim included.
- See Electrified section for more options.
- Locks set up for Euro Profile Cylinders, specify 9100PC, please call for pricing and specs.
- If specifying a door thickness larger than 1 3/4", please refer to the 9000/9100 Series Special Strikes section.

QUICK LINKS

[SPECIAL OPTIONS](#)

[SPECIAL STRIKES](#)

LOCK ONLY



9000/9100 Series Specialty Mortise Locks

HOW TO SPECIFY:

FUNCTION. BACKSET. TRIM. FINISH. HAND. DOORTHICKNESS

EXAMPLE:

9124RL. 212. US3NL. RH. 134

Look for these colors next to individual products signifying that add-on option is available. SEE PRICING  SilentPac™ Lever Dampening Disc  High Security Solutions			FINISH GROUP 1 US4, US4NL, US32D, US26D		FINISH GROUP 2 US3, US3NL, US26, US32, US9, US10, US10B, US14, US15, US19		SPECIAL ARCHITECTURAL FINISHES BN, BB, TN, TB, DURO, ESN, US15A, US5, US19LL	
Backset			2-1/2"	2-3/4"	2-1/2"	2-3/4"	2-1/2"	2-3/4"
9022ARL	9122ARL	Roller Latch Lock for Double Cylinder	\$273.00		\$279.00		\$291.00	
9024ARL	9124ARL	Roller Latch Lock						
9025ARL	9125ARL	Passage Roller Latch	\$245.00		\$251.00		\$263.00	
9039ARL	9139ARL	Privacy Roller Latch	\$270.00		\$276.00		\$288.00	
9040CC	9140CC	Communicating Privacy Lock	Price on Application		Price on Application		Price on Application	
9040DCC	9140DCC	Communicating Privacy Deadlock						
9044TO	9144TO	Time-Out Lock						
For 3-3/4", 5", 6" Backsets: Price on Application								

NOTES

- Specify trim manufacturer, spindle size or Accurate trim options.
- Locks only, no cylinders or trim included.

QUICK LINKS

[SPECIAL OPTIONS](#)

LOCK ONLY

9000/9100 Series Marine Grade Mortise Locks

			FINISH GROUP 1 US4, US4NL, US32D, US26D		FINISH GROUP 2 US3, US3NL, US26, US32, US9, US10, US10B, US14, US15, US19		SPECIAL ARCHITECTURAL FINISHES BN, BB, TN, TB, DURO, ESN, US15A, US5, US19LL	
Backset			2-1/2"	2-3/4"	2-1/2"	2-3/4"	2-1/2"	2-3/4"
9001M	9101M	Deadlock	\$875.00	\$856.00	\$881.00	\$862.00	\$893.00	\$874.00
9002M	9102M	Deadlock						
9003M	9103M	Deadlock						
9004M	9104M	Deadlock						
9005M	9105M	Deadlock						
9022M	9122M	Store Door	\$1,105.00	\$1,086.00	\$1,111.00	\$1,092.00	\$1,123.00	\$1,104.00
9024M	9124M	Dormitory or Entrance						
9025M	9125M	Passage or Closet	\$875.00	\$856.00	\$881.00	\$862.00	\$893.00	\$874.00
9039M	9139M	Privacy	\$1,105.00	\$1,086.00	\$1,111.00	\$1,092.00	\$1,123.00	\$1,104.00
9059M	9159M	Storeroom or Closet						
For 3-3/4", 5", 6" Backsets: Price on Application								

9000/9100 Series **Special Strikes**

HOW TO SPECIFY:

ELS. FUNCTION. FINISH. HAND. LIPTOCENTER

EXAMPLE:

ELS. 9124. US3NL. RH. 112

FINISH GROUP 1 US4, US4NL, US32D, US26D	FINISH GROUP 2 US3, US3NL, US26, US32, US9, US10, US10B, US14, US15, US19	SPECIAL ARCHITECTURAL FINISHES BN, BB, TN, TB, DURO, ESN, US15A, US5, US19LL
\$22.00	\$23.00	\$31.00

NOTES

- All 9000/9100 Series Mortise Locks include standard strikes for 1-3/4" thick doors.
- For all extended strikes, specify as listed above.
- Please call for pricing larger than 2" lip to center.

9000/9100 Series **Special Options**

	ADD
SS-SECURITY Security Strikes	\$26.00
USD KxK Upside Down (cylinder/thumb turn below knobs)	No Additional Charge
USD LxL Upside Down (cylinder/thumb turn below levers)	\$46.00
SLB Solid Latch Bolt (not available for SilentPac Quiet Lock)	\$37.00
KxL Knob Outside, Lever Inside	\$133.00
LxK Lever Outside, Knob Inside	
Custom 5mm SQUARE thumb turn hub (all t-turn operated functions except 9143, 9143E, 9144, 9144E, 9153)	\$75.00
Custom 6mm SQUARE thumb turn hub (all t-turn operated functions except 9143, 9143E, 9144, 9144E, 9153)	
9100 Backset Extension Kit (custom backsets)	Price on Application
T9000.212, T9100.212, T9000.234, T9100.234 Empty Lock Body as Template. Supplied with Faceplate, Strike and Dustbox in Stainless Steel. Other backsets price on application.	\$100.00
Quiet Lock	Price on Application
SilentPac Lever Dampening Disc	\$91.00
Magnetic Latch (see applicable functions)	\$277.00
High Security	
SCH.PAK Pair of modified Schlage® Spring Packs*	\$33.00

NOTES

- *Required for use with all Schlage® Lever Sets
- Always consult with one of our sales engineers prior to using any 9000 / 9100 lock with escutcheon plates

LOCK ONLY

8700/8800 Series Narrow Backset Mortise Locks

HOW TO SPECIFY:

FUNCTION. BACKSET. TRIM. FINISH. HAND. DOORTHICKNESS

EXAMPLE:

8825. 134. 18L/1R. US3NL. RH. 134

Look for these colors next to individual products signifying that add-on option is available.			FINISH GROUP 1 US4, US4NL, US32D, US26D				FINISH GROUP 2 US3, US3NL, US26, US32, US9, US10, US10B, US14, US15, US19				SPECIAL ARCHITECTURAL FINISHES BN, BB, TN, TB, DURO, ESN, US15A, US5, US19LL			
SEE PRICING														
 			Backset											
			1-1/2"	1-3/4"	2"	2-1/4"	1-1/2"	1-3/4"	2"	2-1/4"	1-1/2"	1-3/4"	2"	2-1/4"
■ 8700ADLS	8800ADLS	Active Dummy Lock as Strike	\$439.00				\$445.00				\$457.00			
■ 8700ADL	8800ADL	Active Dummy Lock	\$223.00				\$229.00				\$241.00			
8701	8801	Deadlock	\$228.00				\$234.00				\$246.00			
8702	8802	Deadlock												
8703	8803	Deadlock												
8704	8804	Deadlock												
8705	8805	Deadlock												
■ 8722	8822	Store Door	\$305.00				\$311.00				\$323.00			
■ 8724	8824	Dormitory	\$228.00				\$234.00				\$246.00			
■ 8725	8825	Passage												
■ 8739	8839	Privacy												
■ 8742	8842	Entrance or Public Restroom	\$365.00				\$371.00				\$383.00			
■ 8744	8844	Office or Institutional	\$480.00				\$486.00				\$498.00			
■ 8745	8845	Classroom	\$365.00				\$371.00				\$383.00			
■ 8745S	8845S	Classroom Security												
■ 8746	8846	Classroom Double Locking												
■ 8748	8848	Entrance												
■ 8749	8849	Entrance	\$480.00				\$486.00				\$498.00			
■ 8753	8853	Entrance or Office												
■ 8756	8856	Office												
■ 8758	8858	Institutional	\$305.00				\$311.00				\$323.00			
■ 8759	8859	Storeroom												

NOTES

- Specify trim manufacturer, spindle size or Accurate trim options.
- Locks only, no cylinders or trim included.
- See Electrified section for more options.
- Locks set up for Euro Profile Cylinders, specify 8800PC, please call for pricing and specs.
- If specifying a door thickness larger than 1 3/4", please refer to the 8700/8800 Series Special Strikes section.

QUICK LINKS

[SPECIAL OPTIONS](#)

[SPECIAL STRIKES](#)

LOCK ONLY

8700/8800 Series Narrow Backset Specialty Mortise Locks

HOW TO SPECIFY:

FUNCTION. BACKSET. TRIM. FINISH. HAND. DOORTHICKNESS

EXAMPLE:

8124RL. 134. US3NL. RH. 134

			FINISH GROUP 1 US4, US4NL, US32D, US26D				FINISH GROUP 2 US3, US3NL, US26, US32, US9, US10, US10B, US14, US15, US19				SPECIAL ARCHITECTURAL FINISHES BN, BB, TN, TB, DURO, ESN, US15A, US5, US19LL			
Backset			1-1/2"	1-3/4"	2"	2-1/4"	1-1/2"	1-3/4"	2"	2-1/4"	1-1/2"	1-3/4"	2"	2-1/4"
8722ARL	8822ARL	Roller Latch Lock for Double Cylinder	\$471.00				\$477.00				\$489.00			
8724ARL	8824ARL	Roller Latch Lock												
8725ARL	8825ARL	Passage x Roller Latch	\$436.00				\$442.00				\$454.00			
8739ARL	8839ARL	Privacy Roller Latch	\$471.00				\$477.00				\$489.00			

NOTES

- Locks only, no cylinders or trim included.
- If specifying a door thickness larger than 1 3/4", please refer to the 8700/8800 Series Special Strikes section.

QUICK LINKS

- [SPECIAL OPTIONS](#)
- [SPECIAL STRIKES](#)

LOCK ONLY

8700UL/8800UL Series Narrow Backset Mortise Locks

HOW TO SPECIFY:

FUNCTION. BACKSET. TRIM. FINISH. HAND. DOORTHICKNESS

EXAMPLE:

8824UL. 134. LxL.8mm. US3NL. RH. 134

Look for these colors next to individual products signifying that add-on option is available. SEE PRICING SilentPac™ Lever Dampening Disc			FINISH GROUP 1 US4, US4NL, US32D, US26D				FINISH GROUP 2 US3, US3NL, US26, US32, US9, US10, US10B, US14, US15, US19				SPECIAL ARCHITECTURAL FINISHES BN, BB, TN, TB, DURO, ESN, US15A, US5, US19LL			
Backset			1-3/4"	2"	2-1/4"	1-3/4"	2"	2-1/4"	1-3/4"	2"	2-1/4"			
■ 8722UL	8822UL	Store Door	\$707.00				\$713.00				\$725.00			
■ 8724UL	8824UL	Dormitory												
■ 8725UL	8825UL	Passage	\$633.00				\$639.00				\$651.00			
■ 8739UL	8839UL	Privacy	\$707.00				\$713.00				\$725.00			
■ 8748UL	8848UL	Entrance	\$764.00				\$770.00				\$776.00			
■ 8756UL	8856UL	Office												
■ 8759UL	8859UL	Storeroom	\$707.00				\$713.00				\$719.00			

NOTES

- Specify trim manufacturer, spindle size or Accurate trim options.
- Locks only, no cylinders or trim included.
- If specifying a door thickness larger than 1 3/4", please refer to the 8700/8800 Series Special Strikes section

QUICK LINKS

- [SPECIAL STRIKES](#)

8700/8800 Series **Special Strikes**

HOW TO SPECIFY:

ELS. FUNCTION. FINISH. HAND. LIPTOCENTER

EXAMPLE:

ELS. 8824. US3NL. RH. 112

FINISH GROUP 1 US4, US4NL, US32D, US26D	FINISH GROUP 2 US3, US3NL, US26, US32, US9, US10, US10B, US14, US15, US19	SPECIAL ARCHITECTURAL FINISHES BN, BB, TN, TB, DURO, ESN, US15A, US5, US19LL
\$22.00	\$23.00	\$31.00

NOTES

- All 8700/8800 Series Mortise Locks include standard strikes for 1-3/4" thick doors.
- For all extended strikes, specify as listed above.
- Please call for pricing larger than 2" lip to center.

8700/8800 Series **Special Options**

	Add
SS-SECURITY Security Strikes	\$26.00
USD KxK Upside Down (cylinder/thumb turn below knobs)	No Additional Charge
USD LxL Upside Down (cylinder/thumb turn below levers)	\$46.00
KxL Knob Outside, Lever Inside (only available in certain functions/backsets, call for details)	\$133.00
LxK Lever Outside, Knob Inside (only available in certain functions/backsets, call for details)	
TPxK Grip Outside, Knob Inside (only available in certain functions/backsets, call for details)	\$277.00
TPxL Grip Outside, Lever Inside (only available in certain functions/backsets, call for details)	
T8700.BACKSET, T8800.BACKSET Empty Lock Body as Template. Supplied with Faceplate, Strike and Dustbox in Stainless Steel. (Specify backset.)	\$113.00
SilentPac Lever Dampening Disc	\$91.00
Magnetic Latch (see applicable functions)	\$277.00
SLB Solid latch bolt for 1 3/4", 2" or 2 1/4" backset locks (please specify)	\$37.00

NOTES

- Always consult with one of our sales engineers prior to using any 8700 / 8800 lock with escutcheon plates

8500/8600 Series **Special Strikes**

HOW TO SPECIFY:

ELS. FUNCTION. FINISH. HAND. LIPTOCENTER

EXAMPLE:

ELS. 8524. US3NL. RH. 112

FINISH GROUP 1 US4, US4NL, US32D, US26D	FINISH GROUP 2 US3, US3NL, US26, US32, US9, US10, US10B, US14, US15, US19	SPECIAL ARCHITECTURAL FINISHES BN, BB, TN, TB, DURO, ESN, US15A, US5, US19LL
\$22.00	\$23.00	\$31.00

NOTES

- All 8500/8600 Series Mortise Locks include standard strikes for 1-3/4" thick doors.
- For all extended strikes, specify as listed above.
- Please call for pricing larger than 2" lip to center.

8500/8600 Series **Special Options**

	Add
SS-SECURITY Security Strikes	\$26.00
KxK Knob x Knob Configuration (not available on all functions)	\$46.00
USD LxL Upside Down (cylinder/thumb turn below levers, not available on all functions)	
USD KxK Upside Down (cylinder/thumb turn below knobs, not available on all functions)	
T8500.BACKSET, T8600.BACKSET Empty Lock Body as Template. Supplied with Faceplate, Strike and Dustbox in Stainless Steel. (Specify backset.)	\$164.00
SilentPac Lever Dampening Disc	\$91.00

NOTES

- Always consult with one of our sales engineers prior to using any 8500 / 8600 lock with escutcheon plates

COMPLETE SET

5000TG Series Thumb Grip Entry Set WITH 9100 Series UL Listed Mortise Lock

HOW TO SPECIFY:

5000TG. BACKSET. INTERIORTRIM. FINISH [CG or CM]. HAND. 134DT

EXAMPLE:

5967TG. 212. 19L. US15.CG. RH. 134

		FINISH GROUP 1 US4, US4NL, US26D		FINISH GROUP 2 US3, US3NL, US26, US10B, US14, US15, US19			SPECIAL ARCHITECTURAL FINISHES BN, BB, TN, TB, DURO, ESN, US15A, US5, US19LL	
Backset		2-1/2"	2-3/4"	2-1/2"	2-3/4"	2-1/2"	2-3/4"	
5924TG	Dormitory	\$891.00		\$891.00			\$891.00	
5948TG	Entrance							
5959TG	Storeroom							
5967TG	Entrance							
5969TG	Entrance							
For 3-3/4": Add \$305.00 to 2-3/4" Price For 5": Add \$433.00 to 2-3/4" Price For 6": Add \$558.00 to 2-3/4" Price								

NOTES

- Other functions available, please call for assistance.
- Specify CM for Cerakote Matte and CG for Cerakote Gloss.
- Furnished as a complete set. Cylinder is included.
- For 1-3/4" door thicknesses. Door thicknesses up to 2 1/4", upcharge \$115.00.
- Cerakote Premium Protective Coating comes standard with all applicable finishes.
- Other door thicknesses available, price on application.

WITH 8800 Series Narrow Backset Mortise Lock

HOW TO SPECIFY:

5000TG. BACKSET. INTERIORTRIM. FINISH [CG or CM]. HAND. 134DT

EXAMPLE:

5824TG. 2. 21L. US4.CG. RH. 134

		FINISH GROUP 1 US4, US4NL, US26D			FINISH GROUP 2 US3, US3NL, US26, US10B, US14, US15, US19			SPECIAL ARCHITECTURAL FINISHES BN, BB, TN, TB, DURO, ESN, US15A, US5, US19LL		
Backset		1-3/4"	2"	2-1/4"	1-3/4"	2"	2-1/4"	1-3/4"	2"	2-1/4"
5824TG	Dormitory	\$1,051.00			\$1,051.00			\$1,051.00		
5848TG	Entrance									
5849TG	Storeroom									
5859TG	Entrance									
For 3-3/4": Add \$305.00 to 2-3/4" Price For 5": Add \$433.00 to 2-3/4" Price For 6": Add \$558.00 to 2-3/4" Price										

NOTES

- Other functions available, please call for assistance.
- Specify CM for Cerakote Matte and CG for Cerakote Gloss.
- Furnished as a complete set. Cylinder is included.
- For 1-3/4" door thicknesses. Door thicknesses up to 2 1/4", upcharge \$115.00.
- Cerakote Premium Protective Coating comes standard with all applicable finishes.
- Other door thicknesses available, price on application.

COMPLETE SET

1700 Series Narrow Backset Mortise Locksets

HOW TO SPECIFY:

FUNCTION. FACEPLATE. BACKSET. TRIM. FINISH. HAND. DOORTHICKNESS

EXAMPLE:

1700. RC. 1. 29L/2R. US3NL. RH. 134

		FINISH GROUP 1T US4, US4NL, US26D	FINISH GROUP 2T US3, US3NL, US26, US10B, US14, US15, US19	SPECIAL ARCHITECTURAL FINISHES BN, BB, TN, TB, DURO, ESN, US15A, US5, US19LL
Backset		1" or 1-1/8"	1" or 1-1/8"	1" or 1-1/8"
1700ADL	Active Dummy Lock	\$497.00	\$503.00	\$516.00
1725	Passage			
1750	Entrance	\$602.00	\$608.00	\$621.00
1753	Entrance			
1756	Entrance	\$497.00	\$503.00	\$516.00
1757	Exit			
1758	Institution or Asylum			
1759	Storeroom			

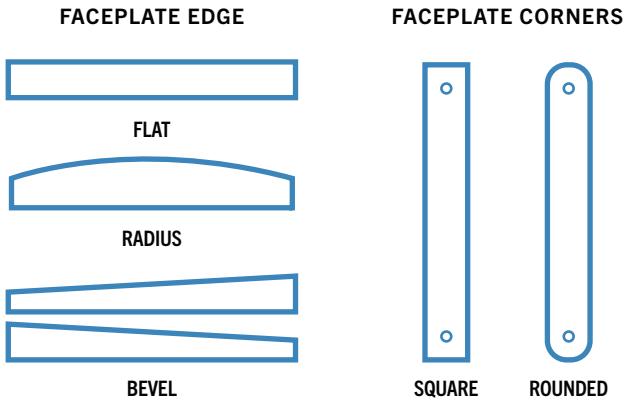
NOTES

- Optional Hold Back Feature, \$70.00 Specify function with H (e.g. 1759H)
- For 1-3/4" door thicknesses. Door thicknesses up to 2-1/4", upcharge \$68.00.
Includes extended strike.
- Other door thicknesses available, price on application.
- Complete set furnished standard with 29L Lever and 2R Rose.
Other Accurate lever options available.
- No cylinders or thumb turns included, please specify separately.

QUICK LINKS

- [ACCURATE LEVERS](#)
- [ACCURATE CYLINDERS](#)
- [SPECIAL OPTIONS](#)

FACEPLATE SPECIFICATION INFORMATION



- For Faceplate Edge specify: RF for Radius Edge, BF for Beveled Edge (determined by handing), otherwise Flat Faceplate Edge will be supplied.
- For BF (Beveled Edge) add \$33.00 net.
- For Faceplate Corners specify: RC for Round Corners, otherwise Square Corners will be supplied.

LOCK ONLY

1700 Series Narrow Backset Mortise Locks

HOW TO SPECIFY:

FUNCTION. FACEPLATE. BACKSET. TRIM. FINISH. HAND. DOORTHICKNESS

EXAMPLE:

1700. RC. 1. 29L/2R. US3NL. RH. 134

		FINISH GROUP 1 US4, US4NL, US32D, US26D		FINISH GROUP 2 US3, US3NL, US26, US32, US9, US10, US10B, US14, US15, US19		SPECIAL ARCHITECTURAL FINISHES BN, BB, TN, TB, DURO, ESN, US15A, US5, US19LL	
Backset		1-1/8"	1-3/4" or 1-1/2"	1-1/8"	1-3/4" or 1-1/2"	1-1/8"	1-3/4" or 1-1/2"
1700ADL	Active Dummy Lock	\$214.00	\$359.00	\$220.00	\$365.00	\$232.00	\$371.00
1725	Passage	\$218.00	\$364.00	\$224.00	\$370.00	\$236.00	\$376.00
1745	Classroom	\$361.00	\$532.00	\$367.00	\$538.00	\$379.00	\$544.00
1753	Entrance						
1756	Entrance	\$292.00	\$502.00	\$298.00	\$508.00	\$310.00	\$514.00
1757	Entrance		\$442.00		\$448.00		\$454.00
1758	Institution or Asylum						
1759	Storeroom						

NOTES

- Optional Hold Back Feature, \$70.00 Specify function with H (e.g. 1759H)
- No cylinders, thumb turn or trim included. Please specify separately.
- If specifying a door thickness larger than 1 3/4", please refer to the 1700 Series Special Strikes section.

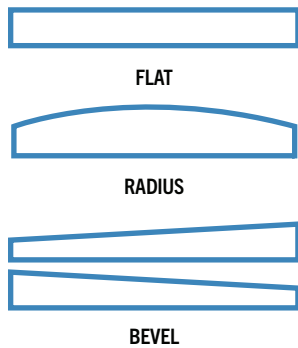
QUICK LINKS

[ACCURATE LEVERS](#)
[SPECIAL OPTIONS](#)


[ACCURATE CYLINDERS](#)
[SPECIAL STRIKES](#)

FACEPLATE SPECIFICATION INFORMATION

FACEPLATE EDGE



FACEPLATE CORNERS



- For Faceplate Edge specify: RF for Radius Edge, BF for Beveled Edge (determined by handing), otherwise Flat Faceplate Edge will be supplied.
- For BF (Beveled Edge) add \$33.00 net.
- For Faceplate Corners specify: RC for Round Corners, otherwise Square Corners will be supplied.

1700 Series Special Strikes

HOW TO SPECIFY:

ELS. FUNCTION. FINISH. LIPTOCENTER

EXAMPLE:

ELS. 1725. US3NL. 112

FINISH GROUP 1 US4, US4NL, US32D, US26D	FINISH GROUP 2 US3, US3NL, US26, US32, US9, US10, US10B, US14, US15, US19	SPECIAL ARCHITECTURAL FINISHES BN, BB, TN, TB, DURO, ESN, US15A, US5, US19LL
\$22.00	\$23.00	\$31.00

NOTES

- All 1700 Series Mortise Locks include standard strikes for 1-3/4" thick doors.
- For extended strikes, specify as listed above.
- Please call for pricing larger than 2" lip to center.

1700 Series Special Options

	Add
Hold Back Feature	\$70.00
Thicker Doors up to 2-1/4" (other door thicknesses, price on application)	\$68.00
Other Door Thicknesses	Price on Application

LOCK ONLY

9500 Series Interior Mortise Locks

HOW TO SPECIFY:

FUNCTION. BACKSET. TRIM. FINISH. HAND. DOORTHICKNESS

EXAMPLE:

9539. 212. LxL.8mm. US3NL. RH. 134

		FINISH GROUP 1 US4, US4NL, US32D, US26D			FINISH GROUP 2 US3, US3NL, US26, US32, US9, US10, US10B, US14, US15, US19			SPECIAL ARCHITECTURAL FINISHES BN, BB, TN, TB, DURO, ESN, US15A, US5, US19LL		
Backset		2" *	2-1/2"	2-3/4"	2" *	2-1/2"	2-3/4"	2" *	2-1/2"	2-3/4"
9525	Passage Latch	\$222.00	\$105.00	\$125.00	\$228.00	\$111.00	\$131.00	\$240.00	\$123.00	\$143.00
9539	Privacy Lock	\$298.00	\$114.00	\$134.00	\$304.00	\$120.00	\$140.00	\$316.00	\$132.00	\$152.00
9500ADLS	Active Dummy Lock as Strike	\$417.00			\$423.00			\$435.00		

*** 2" Backset Available As Special Order. No Through-Bolting, Trim Must Be Surface Mounted.**

NOTES

- 9500 Series comes standard with hub adjust feature that keeps levers perfectly level with a simple adjustment.
- If specifying a door thickness larger than 1 3/4", please refer to the Special Strikes section.

- Specify trim manufacturer, spindle size or Accurate trim options.
- Locks only, no trim included.
- Standard orientation is lever high.

QUICK LINKS

[SPECIAL OPTIONS](#)

[SPECIAL STRIKES](#)

LOCK ONLY

9800 Series Interior Mortise Locks

HOW TO SPECIFY:

FUNCTION. BACKSET. TRIM. FINISH. HAND. DOORTHICKNESS

EXAMPLE:

9839. 212. LxL.8mm. US3NL. RH. 134

		FINISH GROUP 1 US4, US4NL, US32D, US26D			FINISH GROUP 2 US3, US3NL, US26, US32, US9, US10, US10B, US14, US15, US19			SPECIAL ARCHITECTURAL FINISHES BN, BB, TN, TB, DURO, ESN, US15A, US5, US19LL		
Backset		2" *	2-1/2"	2-3/4"	2" *	2-1/2"	2-3/4"	2" *	2-1/2"	2-3/4"
9825	Passage Latch	\$222.00	\$131.00	\$151.00	\$228.00	\$137.00	\$157.00	\$240.00	\$149.00	\$169.00
9839	Privacy Lock	\$298.00	\$140.00	\$160.00	\$304.00	\$146.00	\$166.00	\$316.00	\$158.00	\$178.00
9800ADLS	Active Dummy Lock as Strike	\$417.00			\$423.00			\$429.00		

*** 2" Backset Available As Special Order. No Through-Bolting, Trim Must Be Surface Mounted.**

NOTES

- 9800 Series comes standard with hub adjust feature that keeps levers perfectly level with a simple adjustment.
- Specify trim manufacturer, spindle size or Accurate trim options.
- If specifying a door thickness larger than 1 3/4", please refer to the Special Strikes section.

- Locks only, no trim included.
- Locks set up for Euro Profile Cylinders, specify 9800PC, please call for pricing and specs.

QUICK LINKS

[SPECIAL OPTIONS](#)

[SPECIAL STRIKES](#)

9500MRL Series Magnetic Roller Latch

HOW TO SPECIFY:

FUNCTION. BACKSET. FINISH

EXAMPLE:

9539MRL. 212. US3NL

		FINISH GROUP 1 US4, US4NL, US32D, US26D		FINISH GROUP 2 US3, US3NL, US26, US32, US9, US10, US10B, US14, US15, US19		SPECIAL ARCHITECTURAL FINISHES BN, BB, TN, TB, DURO, ESN, US15A, US5, US19LL	
Backset		2-1/2"	2-3/4"	2-1/2"	2-3/4"	2-1/2"	2-3/4"
9525MRL	Passage Latch	\$289.00		\$289.00		\$289.00	
9539MRL	Privacy Lock	\$300.00		\$300.00		\$300.00	

9800MRL Series Magnetic Roller Latch

HOW TO SPECIFY:

FUNCTION. BACKSET. FINISH

EXAMPLE:

9839MRL. 212. US4

		FINISH GROUP 1 US4, US4NL, US32D, US26D		FINISH GROUP 2 US3, US3NL, US26, US32, US9, US10, US10B, US14, US15, US19		SPECIAL ARCHITECTURAL FINISHES BN, BB, TN, TB, DURO, ESN, US15A, US5, US19LL	
Backset		2-1/2"	2-3/4"	2-1/2"	2-3/4"	2-1/2"	2-3/4"
9825MRL	Passage Latch	\$289.00		\$289.00		\$289.00	
9839MRL	Privacy Lock	\$300.00		\$300.00		\$300.00	

LOCK ONLY



9500/9800 Bit Key Mortise Locks

HOW TO SPECIFY:

FUNCTION. BACKSET. TRIM. FINISH. HAND. DOORTHICKNESS

EXAMPLE:

9524. 212. LxL.8mm. US3NL. RH. 134

Look for these colors next to individual products signifying that add-on option is available. SEE PRICING  Magnetic Latch  SilentPac™ Lever Dampening Disc		FINISH GROUP 1 US4, US4NL, US32D, US26D					FINISH GROUP 2 US3, US3NL, US26, US32, US9, US10, US10B, US14, US15, US19					SPECIAL ARCHITECTURAL FINISHES BN, BB, TN, TB, DURO, ESN, US15A, US5, US19LL							
Backset		1-1/2"	1-3/4"	2"	2-1/2"	2-3/4"	1-1/2"	1-3/4"	2"	2-1/2"	2-3/4"	1-1/2"	1-3/4"	2"	2-1/2"	2-3/4"			
■ ■	9524	■ ■				\$200	\$222	■ ■			\$206	\$228	■ ■			\$218	\$240		
	9524LLB				\$371	\$179	\$201				\$377	\$185				\$207	\$389	\$197	\$219
■ ■	9824				\$225	\$248	\$231				\$254	\$243				\$266			
	9500BK	\$225					\$231					\$243							

NOTES

- One solid brass, raw mill finish bit key furnished with each bit key lock. Additional keys available to order. Specify as p/n 09.Bk.Finish. See Special Options for cost. Up to 3 different keys available. Price on application.
- Locks only, no trim included.
- Specify trim manufacturer or spindle size.

QUICK LINKS

- [SPECIAL OPTIONS](#)
- [BIT KEY ESCUTCHEONS](#)

Interior and Bit Key Mortise Locks **Special Strikes**

HOW TO SPECIFY:

ELS. FUNCTION. FINISH. HAND. LIPTOCENTER

EXAMPLE:

ELS. 9524. US3NL. RH. 112

FINISH GROUP 1 US4, US4NL, US32D, US26D	FINISH GROUP 2 US3, US3NL, US26, US32, US9, US10, US10B, US14, US15, US19	SPECIAL ARCHITECTURAL FINISHES BN, BB, TN, TB, DURO, ESN, US15A, US5, US19LL
\$22.00	\$23.00	\$31.00

NOTES

- All Interior and Bit Key Mortise Locks include standard strikes for 1-3/4" thick doors.
- For extended strikes, specify as listed above.
- Please call for pricing larger than 2" lip to center.

Interior and Bit Key Mortise Locks **Special Options**

	Add
USD KxK Upside Down (thumb turn above knob)	No Additional Charge
USD LxL Upside Down (thumb turn above lever)	
09-BK.BRASS Bit Key, Solid brass, Raw Mill Finish	\$27.00
09-BK.FINISH Bit Key, Choose from US3, US3NL, US26, US10B, US14, US15, US19	\$31.00
09-BK.FINISH Bit Key, Choose from BN, BB, TN, TB, US15A, US5	\$47.00
09-EK.BRASS Emergency Key, Solid Brass, Raw Mill Finish	\$27.00
09-EK.FINISH Emergency Key, Choose from US3, US3NL, US26, US10B, US14, US15, US19	\$31.00
09-EK.FINISH Emergency Key, Choose from BN, BB, TN, TB, US15A, US5	\$47.00
T9500.212, T9800.212 Empty Lock Body as Template. Supplied with Faceplate, Strike and Dustbox in Stainless Steel. (Other backsets available)	\$72.00
SilentPac Lever Dampening Disc	\$91.00
Magnetic Latch	\$113.00

COMPLETE SET

6500 Series Screen Door Privacy Locksets

HOW TO SPECIFY:

FUNCTION. BACKSET. **TRIM**[T, O, or R] / [Y, S, R, or C]. **FINISH.** HAND. **DOORTHICKNESS**

EXAMPLE:

6539. 2. T/S. US26. RH. 118

		FINISH GROUP 1T US4, US4NL, US26D			FINISH GROUP 2T US3, US3NL, US26, US10B, US14, US15, US19			SPECIAL ARCHITECTURAL FINISHES BN, BB, TN, TB, DURO, ESN, US15A, US5, US19LL		
Typical sets	Backset	1-1/2"	1-3/4"	2"	1-1/2"	1-3/4"	2"	1-1/2"	1-3/4"	2"
6539.BACKSET.T/S. FINISH.HAND.DT	Privacy Set I Includes 6539 Privacy Lock 6T/6O Escutcheons Pair of 6S/6Y/6C/6R Trim	\$308.00			\$334.00			\$401.00		
6539.BACKSET.R/S. FINISH.HAND.DT	Privacy Set I Includes 6539 Privacy Lock Pair of 6RS Roses Pair of 6S/6Y/6C/6R Trim 6RS-T Thumb Turn	\$337.00			\$368.00			\$448.00		

NOTES

- For 1-1/8" door thicknesses. Door thicknesses up to 2-1/4", upcharge \$68.00 (includes extended strike).
- Other door thicknesses available, price on application.

QUICK LINKS

[SCREEN DOOR TRIM](#)

COMPLETE SET

6500 Series Screen Door Passage Locksets

HOW TO SPECIFY:

FUNCTION. BACKSET. **TRIM**[T, O, or R] / [Y, S, R, or C]. **FINISH.** HAND. **DOORTHICKNESS**

EXAMPLE:

[6525 or 6500LB]. 2. O/S. US26. RH. 118

		FINISH GROUP 1T US4, US4NL, US26D			FINISH GROUP 2T US3, US3NL, US26, US10B, US14, US15, US19			SPECIAL ARCHITECTURAL FINISHES BN, BB, TN, TB, DURO, ESN, US15A, US5, US19LL		
Typical sets	Backset	1-1/2"	1-3/4"	2"	1-1/2"	1-3/4"	2"	1-1/2"	1-3/4"	2"
6525.BACKSET.T/Y. FINISH.HAND.DT	Passage Latch Set I Includes: 6525 Passage Latch Pair of 6T/6O Escutcheons Pair of 6S/6Y/6C/6R Trim	\$293.00			\$319.00			\$385.00		
6500LB. BACKSET.R/S. FINISH.HAND.DT	Passage Latch Set I Includes: 6500LB Passage Latch Pair of 6RS Roses Pair of 6S/6Y/6C/6R Trim	\$266.00			\$292.00			\$358.00		

NOTES

- For 1-1/8" door thicknesses. Door thicknesses up to 2-1/4", upcharge \$68.00 (includes extended strike).
- Other door thicknesses available, price on application.

QUICK LINKS

[SCREEN DOOR TRIM](#)

LOCK ONLY

6500 Series Screen Door Mortise Locks

HOW TO SPECIFY:

FUNCTION. BACKSET. TRIM. FINISH. HAND. DOORTHICKNESS

EXAMPLE:

6525. 2. LxL.8mm. US32. RH. 134

		FINISH GROUP 1 US4, US4NL, US32D, US26D			FINISH GROUP 2 US3, US3NL, US26, US32, US9, US10, US10B, US14, US15, US19			SPECIAL ARCHITECTURAL FINISHES BN, BB, TN, TB, DURO, ESN, US15A, US5, US19LL		
Backset		1-1/2"	1-3/4"	2"	1-1/2"	1-3/4"	2"	1-1/2"	1-3/4"	2"
6525	Passage Latch	\$125.00			\$131.00			\$143.00		
6539	Privacy Lock	\$133.00			\$139.00			\$151.00		
6500LB	Latch Bolt Only	\$98.00			\$104.00			\$116.00		
6500DB	Dead Bolt Only									
For 2-1/2" and 2-3/4" Backsets: \$209.00										

NOTES

- Specify trim manufacturer, spindle size or Accurate trim options.
- Locks only, no trim included.
- Locks are supplied with strikes for 1-1/8" thick doors.

6500 Series Screen Door Special Strikes

HOW TO SPECIFY:

ELS. FUNCTION. FINISH. HAND. LIPTOCENTER

EXAMPLE:

ELS. 6525. US3NL. RH. 112

FINISH GROUP 1 US4, US4NL, US32D, US26D	FINISH GROUP 2 US3, US3NL, US26, US32, US9, US10, US10B, US14, US15, US19	SPECIAL ARCHITECTURAL FINISHES BN, BB, TN, TB, DURO, ESN, US15A, US5, US19LL
\$22.00	\$23.00	\$31.00

NOTES

- All 6500 Series Mortise Locks include standard strikes for 1-1/8" thick doors.
- For extended strikes, specify as listed above.
- Please call for pricing larger than 2" lip to center.

LOCK ONLY

733 Horizontal Mortise Locks

HOW TO SPECIFY:

733. **FACEPLATE.** TRIM. **FINISH.** HAND. DOORTHICKNESS

EXAMPLE:

733. **FF.** KxK.8mm. **US4.** RH. 134

		FINISH GROUP 1 US4, US4NL, US26D, US32D	FINISH GROUP 2 US3, US3NL, US26, US32, US9, US10, US10B, US14, US15, US19	SPECIAL ARCHITECTURAL FINISHES BN, BB, TN, TB, DURO, ESN, US15A, US5, US19LL
733	Horizontal Mortise Lock	\$1,718.00	\$1,724.00	\$1,736.00

NOTES

- Locks only, no cylinder or trim included. For knob trim only, no through-bolting.
- Specify Flat Front (FF) or Beveled Front (BF).

LOCK ONLY

1912 Urban Deadbolt

HOW TO SPECIFY:

1912. **FINISH.** HAND. DOORTHICKNESS

EXAMPLE:

1912. **US26D.** RH. 134

		FINISH GROUP 1 US4, US4NL, US26D	FINISH GROUP 2 US3, US3NL, US26, US9, US10, US10B, US14, US15, US19	SPECIAL ARCHITECTURAL FINISHES BN, BB, TN, TB, DURO, ESN, US15A, US5
1912	Urban Deadbolt	\$384.00	\$390.00	\$402.00

NOTES

- Rim cylinder add \$53.00
- Rim cylinder not included, reference Support section for more information.
- Supplied with thumb turn. Other options available on special order.

LOCK ONLY

9500 Series Deadlocks

HOW TO SPECIFY: **FUNCTION. BACKSET. FINISH** EXAMPLE: **9503. 212. US26D**

		FINISH GROUP 1 US4, US4NL, US32D, US26D			FINISH GROUP 2 US3, US3NL, US26, US32, US9, US10, US10B, US14, US15, US19			SPECIAL ARCHITECTURAL FINISHES BN, BB, TN, TB, DURO, ESN, US15A, US5, US19LL		
Backset		2"	2-1/2"	2-3/4"	2"	2-1/2"	2-3/4"	2"	2-1/2"	2-3/4"
9501	Cylinder Outside Only	\$237.00	\$101.00	\$243.00	\$107.00	\$255.00	\$119.00			
9502	Double Cylinder									
9503	Cylinder Outside, T-turn Inside									
9504	Inside T-turn Only									
9505	Emergency Release x T-turn									
9503ST	Classroom Deadlock	\$297.00	\$161.00	\$303.00	\$167.00	\$315.00	\$179.00			

For 3-3/4": Add \$272.00 to 2-3/4" Price | For 5": Add \$372.00 to 2-3/4" Price | For 6": Add \$478.00 to 2-3/4" Price


NOTES

- UL Listed 3 Hour.
- Locks only, no trim included.

LOCK ONLY

7200 Series Deadlocks

HOW TO SPECIFY: **FUNCTION. BACKSET. FINISH** EXAMPLE: **7203. 212. US4NL**

Look for these colors next to individual products signifying that add-on option is available.  High Security Solutions SEE PRICING		FINISH GROUP 1 US4, US4NL, US32D, US26D		FINISH GROUP 2 US3, US3NL, US26, US32, US9, US10, US10B, US14, US15, US19		SPECIAL ARCHITECTURAL FINISHES BN, BB, TN, TB, DURO, ESN, US15A, US5, US19LL	
Backset		2-1/2"	2-3/4"	2-1/2"	2-3/4"	2-1/2"	2-3/4"
■ 7201	Cylinder Outside Only	\$101.00	\$107.00	\$119.00			
■ 7202	Double Cylinder						
■ 7203	Cylinder Outside, T-turn Inside						
■ 7204	Inside T-turn Only						
■ 7205	Emergency Release x T-turn (with through-bolting holes)						
■ 7203ST	Classroom Deadlock	\$161.00	\$167.00	\$179.00			

For 2", 3-3/4", 5", 6" Backsets: Price on Application.

NOTES

- UL Listed 3 Hour.
- Locks only, no trim included.

QUICK LINKS

[SPECIAL OPTIONS](#)

LOCK ONLY

1600 Series Deadlocks

HOW TO SPECIFY:

FUNCTION. **FACEPLATE**. BACKSET. TRIM. **FINISH**

EXAMPLE:

1601. **RFRC**. 118. 7200P. **US32D**

			FINISH GROUP 1T US4, US4NL, US26D		FINISH GROUP 2T US3, US3NL, US26, US32, US9, US10, US10B, US14, US15, US19		SPECIAL ARCHITECTURAL FINISHES BN, BB, TN, TB, DURO, ESN, US15A, US5, US19LL	
Backset			1" or 1-3/8"	1-3/4" or 1-1/2"	1" or 1-3/8"	1-3/4" or 1-1/2"	1" or 1-3/8"	1-3/4" or 1-1/2"
1601	1601SDL	Cylinder Outside Only	\$209.00	\$364.00	\$215.00	\$370.00	\$227.00	\$382.00
1602	1602SDL	Double Cylinder						
1603	1603SDL	Cylinder Outside, T-turn Inside						
1604	1604SDL	Inside T-turn Only						

NOTES

- Can only be used with thumb turn cylinder (1603, 1604 functions).
- 5mm thumb turn hub available as special order, price on application.
- Locks only, no cylinder or thumb turn cylinders included, please specify separately (refer to Cylinder section).
- 1" and 1-1/8" backset standard, 1-1/4" and 1-1/2" is available for special order.

QUICK LINKS

[SEE CYLINDERS](#)

LOCK ONLY

Other Deadlocks

HOW TO SPECIFY:
FUNCTION. HAND. FINISH

EXAMPLE:
9503. LH. US4NL

		FINISH GROUP 1 US4, US4NL, US32D, US26D	FINISH GROUP 2 US3, US3NL, US26, US32, US9, US10, US10B, US14, US15, US19	SPECIAL ARCHITECTURAL FINISHES BN, BB, TN, TB, DURO, ESN, US15A, US5, US19LL
336	1" Backset, Cylinder Outside Only	\$648.00	\$658.00	\$678.00
336 ¼	1" Backset, Double Cylinder			
337	1" Backset, Cylinder x T-turn (please specify door handing)	\$712.00	\$722.00	\$742.00
338	1-½" Backset, Cylinder Outside Only	\$648.00	\$658.00	\$678.00
338 ¼	1-½" Backset, Double Cylinder			
339	1-½" Backset, Cylinder x T-turn (specify door handing)	\$712.00	\$722.00	\$742.00

NOTES

- Locks only, no cylinder or thumb turn included.

QUICK LINKS

[SPECIAL OPTIONS](#)

LOCK ONLY

Passage Knob Latches

HOW TO SPECIFY:
FUNCTION. BACKSET. FINISH

EXAMPLE:
1000. 234. US3NL

		FINISH GROUP 1 US4, US4NL, US32D, US26D			FINISH GROUP 2 US3, US3NL, US26, US32, US9, US10, US10B, US14, US15, US19			SPECIAL ARCHITECTURAL FINISHES BN, BB, TN, TB, DURO, ESN, US15A, US5, US19LL		
Backset		2-½"	2-¾"	3"	2-½"	2-¾"	3"	2-½"	2-¾"	3"
1000	Passage Knob Latch		\$666.00			\$676.00			\$696.00	
1003	Passage Knob Latch	\$666.00			\$676.00			\$696.00		
1016	Passage Knob Latch		\$666.00			\$676.00			\$696.00	

Custom Backsets: Price on Application.

NOTES

- Locks only, no cylinder included.

QUICK LINKS

[SPECIAL OPTIONS](#)

LOCK ONLY

7800 Series Dead Latches

HOW TO SPECIFY:
FUNCTION. HAND. FINISH

EXAMPLE:
7802. LH. US32D

		FINISH GROUP 1 US4, US4NL, US32D, US26D	FINISH GROUP 2 US3, US3NL, US26, US32, US9, US10, US10B, US14, US15, US19	SPECIAL ARCHITECTURAL FINISHES BN, BB, TN, TB, DURO, ESN, US15A, US5, US19LL
7802	Cylinder x Handle Hold Back by Stop in Front	\$397.00	\$407.00	\$427.00
7802-¼	Cylinder x Cylinder Hold Back by Stop in Front			
7804	Cylinder x Handle No Hold Back	\$381.00	\$391.00	\$411.00
7804-¼	Double Cylinder No Hold Back			
H7804	Cylinder x Handle Hold Back by Key	\$397.00	\$407.00	\$427.00
H7804-¼	Double Cylinder Hold Back by Key			
H7805-¼	Double Cylinder x Handle Hold Back by Key			

NOTES

- Locks only, no cylinder or trim included. - 2-3/4" backset only.

7800 Series Dead Latches Handles

		FINISH GROUP 1T US4, US4NL, US26D	FINISH GROUP 2T US3, US3NL, US26, US10B, US14, US15, US19	SPECIAL ARCHITECTURAL FINISHES BN, BB, TN, TB, DURO, ESN, US15A, US5, US19LL
7800	Handle	\$61.00	\$65.00	\$76.00
7800CA	Handle (California Code)	\$81.00	\$85.00	\$96.00

NOTES

- 7800 Series dead latches can be used with other manufacturers' trim. Please call for assistance.

Deadlocks, Knob Latches, and Dead Latches Special Options

	Add
Dust Boxes for 300 Series Deadlocks, Specify Brass, Stainless Steel or US10B	\$27.00
Dust Boxes for 1000 Series Knob Latches, Specify Brass, Stainless Steel or US10B	
Dust Boxes for 7800 Dead Latches, Specify Brass, Stainless Steel or US10B	
Marine Grade	Price on Application
High Security (for 7200 Deadlocks only)	\$277.00

Traditional Style Rabbeted Kits

HOW TO SPECIFY:

TRAD. FUNCTION. HAND. FINISH. DOORTHICKNESS. 1/2. 7/8

EXAMPLE:

TRAD. 9148. LHR. US4NL. 134. 1/2. 7/8

		FINISH GROUP 1T US4, US4NL, US26D	FINISH GROUP 2T US3, US3NL, US26, US10B, US14, US15, US19	SPECIAL ARCHITECTURAL FINISHES BN, BB, TN, TB, DURO,ESN, US15A,US5, US19LL
9100	For 9100 Series Locks	\$427.00	\$433.00	\$445.00
8500	For 8500 Series Locks			
8800	For 8800 Series Locks			
9500IML	For 9500 Interior Mortise Locks	\$231.00	\$237.00	\$249.00
9500	For 9500 Deadlocks			
9800IML	For 9800 Interior Mortise Locks			
Other Locks		Price on Application		

NOTES

- Other rabbet thicknesses and depths available, price on application.

Standard Style Rabbeted Kits

HOW TO SPECIFY:

STDRAB. FUNCTION. HAND. FINISH. DOORTHICKNESS. 1/2. 7/8

EXAMPLE:

STDRAB. 9148. LHR. US4NL. 134. 1/2. 7/8

		FINISH GROUP 1T US4, US4NL, US26D	FINISH GROUP 2T US3, US3NL, US26, US10B, US14, US15, US19	SPECIAL ARCHITECTURAL FINISHES BN, BB, TN, TB, DURO, ESN, US15A, US5, US19LL
9100	For 9100 Series Locks	\$193.00	\$199.00	\$211.00
8500	For 8500 Series Locks			
8800	For 8800 Series Locks			
Other Locks		Price on Application		

NOTES

- Other rabbet thicknesses and depths available, price on application.

TUBULAR
SWINGING
DOORS

T2200 Tubular Lockset
T2200 Tubular Latch
T2200 | Special Strikes
TES2300 Tubular Entry Set
TD2300 Tubular Deadbolt Set
TD2300 Tubular Deadbolt
TPS2300 Tubular Privacy Set
TP2300 Tubular Privacy Bolt

COMPLETE SET

T2200 Tubular Lockset

HOW TO SPECIFY:

LATCH. BACKSET. TRIM. FINISH. HAND. DOORTHICKNESS

EXAMPLES:

Sectional Lever Trim Passage Set

Sectional Knob Trim Privacy Set

TL2225. 234. 19L/19TR. US4. RH. 138

TK2239. 234. 18K/18TR. US10B. LH. 134

	FINISH GROUP 1 US4, US4NL, US32D, US26D	FINISH GROUP 2 US3, US3NL, US26, US32, US9, US10, US10B, US14, US15, US19	SPECIAL ARCHITECTURAL FINISHES BN, BB, TN, TB, DURO, ESN, US15A, US5, US19LL
Backset	2-3/8" or 2-3/4"	2-3/8" or 2-3/4"	2-3/8" or 2-3/4"
TL2225 Passage Lever Set	\$442.00	\$481.00	\$586.00
TL2239 Privacy Lever Set			
TK2225 Passage Knob Set			
TK2239 Privacy Knob Set			

NOTES

- Prepared for knob or lever strength spring tension. Latch projection and lever tilt are field adjustable with only 15 degree rotation for ease of use.
- Pricing applies to sets for 1 3/8" or 1 3/4" thick doors. Other door thicknesses to be priced on application.
- 2-3/8" or 2-3/4" backset standard.
- Furnished as a complete set with Accurate trim.

QUICK LINKS

[TUBULAR TRIM](#)

LOCK ONLY

T2200 Tubular Latch

HOW TO SPECIFY:

FUNCTION. BACKSET. TRIM. FINISH. HAND. DOORTHICKNESS

EXAMPLE:

TL2225. 238. LxL.8mm. US4NL. RH. 138

	FINISH GROUP 1 US4, US4NL, US32D, US26D	FINISH GROUP 2 US3, US3NL, US26, US32, US9, US10, US10B, US14, US15, US19	SPECIAL ARCHITECTURAL FINISHES BN, BB, TN, TB, DURO, ESN, US15A, US5, US19LL
Backset	2-3/8" or 2-3/4"	2-3/8" or 2-3/4"	2-3/8" or 2-3/4"
TL2225 Passage Tubular for Levers	\$60.00	\$67.00	\$80.00
TL2239 Privacy Tubular for Levers			
TK2225 Passage Tubular for Knobs			
TK2239 Privacy Tubular for Knobs			

NOTES

- Prepared for knob or lever strength spring tension. Latch projection and lever tilt are field adjustable with only 15 degree rotation for ease of use.
- 2-3/8" or 2-3/4" backset standard.
- If specifying a door thickness larger than 1 3/4", please refer to the Special Strikes section.

QUICK LINKS

[SPECIAL STRIKES](#)

T2200 Special Strikes

HOW TO SPECIFY:

ELS. FUNCTION. FINISH. LIPTOCENTER

EXAMPLE:

ELS. TL2225. US3NL. 112

FINISH GROUP 1 US4, US4NL, US32D, US26D	FINISH GROUP 2 US3, US3NL, US26, US32, US9, US10, US10B, US14, US15, US19	SPECIAL ARCHITECTURAL FINISHES BN, BB, TN, TB, DURO, ESN, US15A, US5, US19LL
\$22.00	\$23.00	\$31.00

NOTES

- All T2200 Series Mortise Locks include standard strikes for 1-3/4" thick doors.
- For extended strikes, specify as listed above.
- Please call for pricing larger than 2" lip to center.

COMPLETE SET

TES2300 Tubular Entry Set

HOW TO SPECIFY SECTIONAL TRIM:

LATCH. BACKSET. TRIM. FINISH. HAND. DOORTHICKNESS
DEADBOLT. BACKSET. TRIM. FINISH. DOORTHICKNESS

EXAMPLE:

Tubular Sectional Lever Trim Set

TL2225. 238. 21L/21TR. US4. RH. 138

TD2300. 238. 21R-T/21R-C. US4. 138

HOW TO SPECIFY ESCUTCHEON TRIM:

LATCH. DEADBOLT. BACKSET. TRIM. FINISH. HAND. DOORTHICKNESS

EXAMPLE:

Tubular Escutcheon Knob Trim Set

TK2225. TD2300. 238. 19K/19TE-T/19TE-C. US4. RH. 138

	FINISH GROUP 1 US4, US4NL, US32D, US26D	FINISH GROUP 2 US3, US3NL, US26, US32, US9, US10, US10B, US14, US15, US19	SPECIAL ARCHITECTURAL FINISHES BN, BB, TN, TB, DURO, ESN, US15A, US5, US19LL
Backset	2- ³ / ₈ " or 2- ³ / ₄ "	2- ³ / ₈ " or 2- ³ / ₄ "	2- ³ / ₈ " or 2- ³ / ₄ "
T2200 Tubular Latch and TD2300 Tubular Deadbolt Sectional Trim Set	\$595.00	\$645.00	\$776.00
T2200.TD2300 Tubular Latch and Deadbolt Escutcheon Trim Set	\$608.00	\$655.00	\$792.00

NOTES

- Prepared for knob or lever strength spring tension. Latch projection and lever tilt are field adjustable with only 15 degree rotation for ease of use.
- Pricing applies to sets for 1 3/8" or 1 3/4" thick doors. Other door thicknesses to be priced on application.
- 2-3/8" or 2-3/4" backset standard.
- Furnished as a complete set with Accurate trim and rim cylinder.

QUICK LINKS

TUBULAR TRIM

COMPLETE SET

TD2300 Tubular Deadbolt Set

HOW TO SPECIFY:

DEADBOLT. BACKSET. TRIM. **FINISH**. DOORTHICKNESS

EXAMPLES:

TD2300. 238. 18R-T/18R-C. **US4NL**. 138

	FINISH GROUP 1 US4, US4NL, US32D, US26D	FINISH GROUP 2 US3, US3NL, US26, US32, US9, US10, US10B, US14, US15, US19	SPECIAL ARCHITECTURAL FINISHES BN, BB, TN, TB, DURO, ESN, US15A, US5, US19LL
Backset	2-3/8" or 2-3/4"	2-3/8" or 2-3/4"	2-3/8" or 2-3/4"
TD2300 Tubular Deadbolt Set (Sectional T-Turn/Cylinder Housing)	\$153.00	\$164.00	\$190.00

NOTES

- 2-3/8" or 2-3/4" backset standard.
- Pricing applies to sets for 1 3/8" or 1 3/4" thick doors. Other door thicknesses to be priced on application.
- Furnished as a complete set with Accurate trim and rim cylinder.

LOCK ONLY

TD2300 Tubular Deadbolt

HOW TO SPECIFY:

DEADBOLT. BACKSET. **FINISH**. HAND. DOORTHICKNESS

EXAMPLE:

TD2300. 238. **US4NL**. RH. 138

	FINISH GROUP 1 US4, US4NL, US32D, US26D	FINISH GROUP 2 US3, US3NL, US26, US32, US9, US10, US10B, US14, US15, US19	SPECIAL ARCHITECTURAL FINISHES BN, BB, TN, TB, DURO, ESN, US15A, US5, US19LL
Backset	2-3/8" or 2-3/4"	2-3/8" or 2-3/4"	2-3/8" or 2-3/4"
TD2300 Tubular Deadbolt	\$60.00	\$67.00	\$80.00

NOTES

- 2-3/8" or 2-3/4" backset standard.
- Tubular deadbolt only, no cylinder or trim included.
- Specify trim manufacturer and model.

COMPLETE SET

TPS2300 Tubular Privacy Set

HOW TO SPECIFY SECTIONAL TRIM:
LATCH. BACKSET. TRIM. FINISH. HAND. DOORTHICKNESS
PRIVACYBOLT. BACKSET. T-TURN/ER. FINISH. DOORTHICKNESS

EXAMPLE:
TL2225. 238. 21L/21TR. US10B. RH. 138
TP2300. 238. 21TR-T/21TR-E. US10B. 138

HOW TO SPECIFY ESCUTCHEON TRIM:
LATCH. BOLT. BACKSET. TRIM. FINISH. HAND. DOORTHICKNESS

EXAMPLE:
TL2225. TP2300. 238. 21L/21TE-T/21TE-E. US14. RH. 138

	FINISH GROUP 1 US4, US4NL, US32D, US26D	FINISH GROUP 2 US3, US3NL, US26, US32, US9, US10, US10B, US14, US15, US19	SPECIAL ARCHITECTURAL FINISHES BN, BB, TN, TB, DURO, ESN, US15A, US5, US19LL
Backset	2-3/8" or 2-3/4"	2-3/8" or 2-3/4"	2-3/8" or 2-3/4"
T2200 Tubular Latch and TP2300 Tubular Privacy Sectional Trim Set	\$395.00	\$426.00	\$518.00
TP2300 Tubular Privacy Escutcheon Trim Set	\$509.00	\$542.00	\$652.00

NOTES

- Prepared for knob or lever strength spring tension. Latch projection and lever tilt are field adjustable with only 15 degree rotation for ease of use.
- Pricing applies to sets for 1 3/8" or 1 3/4" thick doors. Other door thicknesses to be priced on application.
- 2-3/8" or 2-3/4" backset standard.
- Furnished as a complete set with Accurate trim.

QUICK LINKS

TUBULAR TRIM

LOCK ONLY

TP2300 Tubular Privacy Bolt

HOW TO SPECIFY:
DEADBOLT. BACKSET. FINISH. DOORTHICKNESS

EXAMPLE:
TP2300. 238. US4NL. 138

	FINISH GROUP 1 US4, US4NL, US32D, US26D	FINISH GROUP 2 US3, US3NL, US26, US32, US9, US10, US10B, US14, US15, US19	SPECIAL ARCHITECTURAL FINISHES BN, BB, TN, TB, DURO, ESN, US15A, US5, US19LL
Backset	2-3/8" or 2-3/4"	2-3/8" or 2-3/4"	2-3/8" or 2-3/4"
TP2300 Tubular Privacy Deadbolt	\$59.00	\$62.00	\$77.00

NOTES

- 2-3/8" or 2-3/4" backset standard.
- Tubular deadbolt only, no cylinder or trim included.
- Specify trim manufacturer and model.

ELECTRIFIED LOCKS

Add-On Options for Electrified Locks

M9100E Series Motor Drive Electrified Mortise Locks

M9134E/M9167E Series Motor Drive Electrified Mortise Locks with Mechanical Deadbolt

M9000E/M9100E Series | Special Strikes

M8700E/M8800E Series Motor Drive Electrified Narrow Backset Mortise Locks

M8700E-UL/M8800E-UL Listed Motor Drive Electrified Narrow Backset Mortise Locks

M8700E/M8800E Series | Special Strikes

M1700E Motor Drive Electrified Narrow Backset Mortise Locks

M1700E Series | Special Strikes

Motor Drive Electrified Mortise Locks | Special Options

SmartEntry™ SM9159E Series Smartphone Mortise Lock

SmartEntry™ SL-SM9159E Self-Latching Mortise Lock for Sliding Doors

SL-M915XE Self-Latching Motor Drive Electrified Mortise Lock for Sliding Doors

M9100ELR Electrified Latch Retraction Lock

M9134ELR Electrified Latch Retraction with Deadbolt Lock

M9143ELR Electrified Latch Retraction Accessible Restroom Lock

M9100E-ELR Series Motor Drive Electrified Dual Motor Mortise Lock

M9100ELR Series | Special Strikes

M8800ELR Electrified Latch Retraction Narrow Backset Lock

Add-On Options For Electrified Locks



SilentPac™ Quiet Lock

Cushioned Latch Bolt and Insulated Lock Body Muffle Noise

Available for 9100 Series

Add \$277.00 to lock cost

Specify Q after lock series number
(E.g. 9167Q)



SilentPac™ Lever Dampening Disc

Diminishes Noise by Making Lever Return Smoother

Pair with Quiet Mortise Lock or Magnetic Latch for the Complete Quiet Package

Available for 8500, 8800, 9100, 9500, 9800 Series

Add \$91.00 to lock cost

Specify SP after lock series number
(E.g. 9139Q.SP)



High Security Solutions

300x Stronger than the Grade 1 Requirement.

Available for 9100 Series & 7200 Series Deadlocks.

Add \$277.00 to lock cost

Specify SEC after lock series number
(E.g. 9167SEC, 7203SEC)

LOCK ONLY

M9100E Series Motor Drive Electrified Mortise Locks

HOW TO SPECIFY:

FUNCTION-MONITOR. BACKSET. TRIM. FINISH. HAND. DOORTHICKNESS

EXAMPLE:

M9158E-AE. 212. LxL.8mm. US3NL. RH. 134


Look for these colors next to individual products signifying that add-on option is available. SEE PRICING  SilentPac™ Quiet Lock  SilentPac™ Lever Dampening Disc  High Security Solutions		FINISH GROUP 1 US4, US4NL, US32D, US26D		FINISH GROUP 2 US3, US3NL, US26, US32, US9, US10, US10B, US14, US15, US19		SPECIAL ARCHITECTURAL FINISHES BN, BB, TN, TB, DURO, ESN, US15A, US5, US19LL		
		Backset	2-1/2"	2-3/4"	2-1/2"	2-3/4"	2-1/2"	2-3/4"
	M9045E	M9145E	\$959.00	\$940.00	\$965.00	\$946.00	\$977.00	\$958.00
	M9056E	M9156E						
	M9058E	M9158E	\$606.00	\$587.00	\$612.00	\$593.00	\$624.00	\$605.00
	M9059E	M9159E						
For 3-3/4": Add \$305.00 to 2-3/4" Price For 5": Add \$433.00 to 2-3/4" Price For 6": Add \$558.00 to 2-3/4" Price								

NOTES

- Pair with Accurate Trim for a Complete Set: Add \$337 for 1-3/4" Doors, or specify trim manufacturer/spindle size.
- Locks only, no cylinders or trim included.
- Furnished as FAIL SECURE, can easily be changed to FAIL SAFE.
- Locks set up for Euro Profile Cylinders, specify M9100EPC, please call for pricing and specs.
- If specifying a door thickness larger than 1 3/4", please refer to the Special Strikes section.

QUICK LINKS

- [SPECIAL OPTIONS](#)
- [MORTISE TRIM](#)
- [SPECIAL STRIKES](#)



RMS Rapid Make + Ship Program:
 Ship in 3 days | Specify RMS.M915XE | 2-1/2" or 2-3/4" Backset (no monitor)
 Finish Groups 1 + 2 | Add 20% to set cost | Shipping + Handling are additional | Limit 10 Per Order

MONITORING FUNCTIONS		ADD-ON COST PER MONITOR PER UNIT
AE	REX (Authorized Egress)	\$222.00
AM	Dead Latch Monitoring	
LM	Latch Bolt Monitoring	
LB	Locking Bar Monitoring	
SM	Security Monitoring	
LMR	Latch Bolt Monitor Retracted	\$281.00
SM2	Security Monitoring	
DPS	Door Position Monitoring	
LPF	Lock Out Privacy Monitoring	

LOCK ONLY

M9134E / M9167E Series Motor Drive Electrified Mortise Locks with Mechanical Deadbolt

HOW TO SPECIFY:

FUNCTION-MONITOR. BACKSET. TRIM. FINISH. HAND. DOORTHICKNESS

EXAMPLE:

M9167E-DM. 212. 29L/2R. US10B. RH. 134

Look for these colors next to individual products signifying that add-on option is available. SEE PRICING  SilentPac™ Quiet Lock  SilentPac™ Lever Dampening Disc  High Security Solutions		FINISH GROUP 1 US4, US4NL, US32D, US26D		FINISH GROUP 2 US3, US3NL, US26, US32, US9, US10, US10B, US14, US15, US19		SPECIAL ARCHITECTURAL FINISHES BN, BB, TN, TB, DURO, ESN, US15A, US5, US19LL	
Backset		2-1/2"	2-3/4"	2-1/2"	2-3/4"	2-1/2"	2-3/4"
M9034E	M9134E	\$959.00	\$940.00	\$965.00	\$946.00	\$977.00	\$958.00
M9067E	M9167E	\$1,099.00	\$1,080.00	\$1,105.00	\$1,086.00	\$1,117.00	\$1,098.00
For 3-3/4": Add \$305.00 to 2-3/4" Price For 5": Add \$433.00 to 2-3/4" Price For 6": Add \$558.00 to 2-3/4" Price							

NOTES

- Pair with Accurate Trim for a Complete Set: Add \$375 (includes thumb turn) for 1-3/4" Doors, or specify trim manufacturer/spindle size.
- Furnished as FAIL SECURE, can easily be changed to FAIL SAFE.
- DS (Deadbolt Security Monitor) must be specified on M9034E/M9134E. It will come standard on M9067E/M9167E.
- Locks only, no cylinders or trim included.
- If specifying a door thickness larger than 1 3/4", please refer to the Special Strikes section.

QUICK LINKS

[SPECIAL OPTIONS](#)

[SPECIAL STRIKES](#)

[MORTISE TRIM](#)

MONITORING FUNCTIONS

				ADD-ON COST PER MONITOR PER UNIT
		M9034E / M9134E	M9067E / M9167E	
AE	REX (Authorized Egress)	●		\$222.00
AM*	Dead Latch Monitoring	●		
LB	Locking Bar Monitoring	●	●	
DM	Deadbolt Monitoring	●	●	
DS	Deadbolt Secure (Fail Secure Locks Only)	No upcharge (specify if needed)	Standard (no upcharge)	

- AM Dead Latch Monitoring is not available on 2 1/2" backset mortises.

M9000E/M9100E Series Special Strikes

HOW TO SPECIFY:

ELS. FUNCTION. FINISH. HAND. LIPTOCENTER

EXAMPLE:

ELS. M9124E. US3NL. RH. 112

FINISH GROUP 1 US4, US4NL, US32D, US26D \$22.00	FINISH GROUP 2 US3, US3NL, US26, US32, US9, US10, US10B, US14, US15, US19 \$23.00	SPECIAL ARCHITECTURAL FINISHES BN, BB, TN, TB, DURO, ESN, US15A, US5, US19LL \$31.00
--	--	---

NOTES

- All M9000E/M9100E Series Mortise Locks include standard strikes for 1-3/4" thick doors. - Please call for pricing larger than 2" lip to center.
- For all extended strikes, specify as listed above.

LOCK ONLY

M8700E/M8800E Series Motor Drive Electrified Narrow Backset Mortise Locks

HOW TO SPECIFY:

FUNCTION-MONITOR. BACKSET. TRIM. FINISH. HAND. DOORTHICKNESS

EXAMPLE:

M8758E-AE. 2. 29L/2R. US26D. RH. 138

		FINISH GROUP 1 US4, US4NL, US32D, US26D				FINISH GROUP 2 US3, US3NL, US26, US32, US9, US10B, US14, US15, US19				SPECIAL ARCHITECTURAL FINISHES BN, BB, TN, TB, DURO, ESN, US15A, US5, US19LL			
Backset		1-1/2"	1-3/4"	2"	2-1/4"	1-1/2"	1-3/4"	2"	2-1/4"	1-1/2"	1-3/4"	2"	2-1/4"
M8724E	M8824E	\$1,129.00	\$959.00			\$1,136.00	\$965.00			\$1,148.00	\$977.00		
M8758E	M8858E	\$1,080.00	\$907.00			\$1,083.00	\$913.00			\$1,095.00	\$925.00		
M8759E	M8859E												

NOTES

- M8858E/M8859E: Pair with Accurate Trim for a Complete Set: Add \$337 for 1-3/4" Doors, or specify trim manufacturer/spindle size.
- M8824E: Pair with Accurate Trim for a Complete Set: Add \$375 for 1-3/4" Thick Doors, or specify trim manufacturer/spindle size.
- Locks only, no cylinders or trim included.
- Furnished as FAIL SECURE, can easily be changed to FAIL SAFE.
- If specifying a door thickness larger than 1 3/4", please refer to the Special Strikes section.
- AE Monitor Available.

QUICK LINKS

SPECIAL OPTIONS

MORTISE TRIM

SPECIAL STRIKES

LOCK ONLY

M8700E-UL/M8800E-UL Series Listed Motor Drive Electrified Narrow Backset Mortise Locks

HOW TO SPECIFY:

FUNCTION-MONITOR. BACKSET. TRIM. FINISH. HAND. DOORTHICKNESS

EXAMPLE:

M8758E-UL. 2. 29L/2R. US3NL. RH. 138

		FINISH GROUP 1 US4, US4NL, US32D, US26D			FINISH GROUP 2 US3, US3NL, US26, US32, US9, US10B, US14, US15, US19			SPECIAL ARCHITECTURAL FINISHES BN, BB, TN, TB, DURO, ESN, US15A, US5, US19LL		
Backset		1-3/4"	2"	2-1/4"	1-3/4"	2"	2-1/4"	1-3/4"	2"	2-1/4"
M8724E-UL	M8824E-UL	\$1,436.00			\$1,442.00			\$1,454.00		
M8758E-UL	M8858E-UL	\$1,336.00			\$1,342.00			\$1,354.00		
M8759E-UL	M8859E-UL									

NOTES

- M8858E-UL/M8859E-UL: Pair with Accurate Trim for a Complete Set: Add \$337 for 1-3/4" Doors, or specify trim manufacturer/spindle size.
- M8824E-UL: Pair with Accurate Trim for a Complete Set: Add \$375 for 1-3/4" Thick Doors, or specify trim manufacturer/spindle size.
- Locks only, no cylinders or trim included.
- Furnished as FAIL SECURE, can easily be changed to FAIL SAFE.
- If specifying a door thickness larger than 1 3/4", please refer to the Special Strikes section.
- AE Monitor Available.

QUICK LINKS

SPECIAL OPTIONS

MORTISE TRIM

SPECIAL STRIKES

MONITORING FUNCTIONS

M8700E/M8800E Series **Special Strikes**

HOW TO SPECIFY:

ELS. FUNCTION. **FINISH**. HAND. LIPTOCENTER

EXAMPLE:

ELS. M8824E. **US3NL**. RH. 112

FINISH GROUP 1 US4, US4NL, US32D, US26D	FINISH GROUP 2 US3, US3NL, US26, US32, US9, US10, US10B, US14, US15, US19	SPECIAL ARCHITECTURAL FINISHES BN, BB, TN, TB, DURO, ESN, US15A, US5, US19LL
\$22.00	\$23.00	\$31.00

NOTES

- All M8700E/M8800E Series Mortise Locks include standard strikes for 1-3/4" thick doors.
- For all extended strikes, specify as listed above.
- Please call for pricing larger than 2" lip to center.

LOCK ONLY

M1700E Motor Drive Electrified Narrow Backset Mortise Locks

HOW TO SPECIFY:

FUNCTION. **FACEPLATE**. BACKSET. TRIM. **FINISH**. HAND. DOORTHICKNESS

EXAMPLE:

M1759E. **RFRC**. 118. 29L/2R. **US26D**. RH. 134

		FINISH GROUP 1 US4, US4NL, US32D, US26D		FINISH GROUP 2 US3, US3NL, US26, US32, US9, US10B, US14, US15, US19		SPECIAL ARCHITECTURAL FINISHES BN, BB, TN, TB, DURO, ESN, US15A, US5, US19LL		
Backset		1-1/8"	1-3/4" or 1-1/2"	1-1/8"	1-3/4" or 1-1/2"	1-1/8"	1-3/4" or 1-1/2"	
M1758E	Institutional or Asylum	Fail Secure	\$1,077.00	\$1,128.00	\$1,083.00	\$1,134.00	\$1,095.00	\$1,146.00
M1759E	Storeroom							

NOTES

- Pair with Accurate Trim for a Complete Set: Add \$337 for 1-3/4" Doors (Compatible with all Levers, 2R/4R Roses, 1E-175 Escutcheon.)
Or, specify trim manufacturer/spindle size
- AE Monitor Available.
- If specifying a door thickness larger than 1 3/4", please refer to the Special Strikes section.

QUICK LINKS

[SPECIAL OPTIONS](#)

[SPECIAL STRIKES](#)

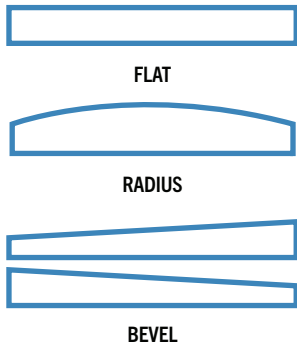
[MORTISE TRIM](#)

MONITORING FUNCTIONS

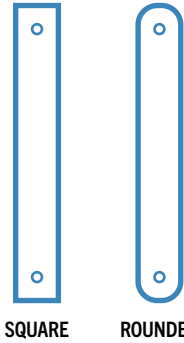
			ADD-ON COST PER MONITOR PER UNIT	
		M8700E/M8800E (UL)	M1700E	
AE	REX (Authorized Egress)	●	●	
			\$222.00	

FACEPLATE SPECIFICATION INFORMATION

FACEPLATE EDGE



FACEPLATE CORNERS



- For Faceplate Edge specify: RF for Radius Edge, BF for Beveled Edge (determined by handing), otherwise Flat Faceplate Edge will be supplied.
- For BF (Beveled Edge) add \$32.00 net.
- For Faceplate Corners specify: RC for Round Corners, otherwise Square Corners will be supplied.

M1700E Series Special Strikes

HOW TO SPECIFY:

ELS. FUNCTION. FINISH. LIPTOCENTER

EXAMPLE:

ELS. M1725E. US3NL. 112

FINISH GROUP 1 US4, US4NL, US32D, US26D	FINISH GROUP 2 US3, US3NL, US26, US32, US9, US10, US10B, US14, US15, US19	SPECIAL ARCHITECTURAL FINISHES BN, BB, TN, TB, DURO, ESN, US15A, US5, US19LL
\$22.00	\$23.00	\$31.00

NOTES

- All M1700E Series Mortise Locks include standard strikes for 1-3/4" thick doors.
- For extended strikes, specify as listed above.
- Please call for pricing larger than 2" lip to center.

Motor Drive Electrified Mortise Locks Special Options

	Add
Molex Connector for Motor Drive Electrified Mortise Locks (Specify MOLEX_ASSA or MOLEX_ALLEGION. For other hinge brands or monitors not included in these connectors please call for assistance)	\$67.00
Long Lead Wires for Motor Drive Electrified Mortise Locks	\$18.00 per foot

LOCK ONLY

SmartEntry™ SM9159E Series Smartphone Mortise Lock

HOW TO SPECIFY:

SM9159E-SEC. **BACKSET.** **TRIM.** **FINISH.** **HAND.** **DOORTHICKNESS**

EXAMPLE:

SM9159E-SEC. **212.** **LxL.8mm.** **US3.** **RH.** **134**

	FINISH GROUP 1 US4, US4NL, US32D, US26D	FINISH GROUP 2 US3, US3NL, US26, US32, US9, US10B, US14, US15, US19	SPECIAL ARCHITECTURAL FINISHES BN, BB, TN, TB, DURO, ESN, US15A, US5, US19LL
SM9159E-SEC	\$1,375.00*		

INCLUDED IN NET PRICE

High Security SmartEntry Mortise Lock
CPU Logic Board
Battery Pack
3 Year Service + Support Plan*

* Support plan renewal required after 3 years of service.

FOR LOCAL + REMOTE LOCK OPERATION:

Lock device must use open source platforms to integrate with at least four commercially available devices per the following:

Accurate can provide the below devices at market price (not included).

Apple HomePod Mini	Apple TV 4K Wifi or Ethernet
Apple HomePod	Amazon Echo 4th Generation

One of the devices above is required. Homeowners can use existing device, if already owned.

NOTES

- Pair with Accurate Trim for a Complete Set: Add \$375 (includes thumb turn) for 1-3/4" doors, or specify trim manufacturer/spindle size.
- 2-1/2" or 2-3/4" backset, larger backsets available special order.
- Locks only, no cylinders or trim included.
- If specifying a door thickness larger than 1 3/4", please refer to the Special Strikes section.
- High Security Mortise Lock (SEC) provided standard (solid, stainless latch bolt).
- Brass bolts available at an upcharge.
- Optional Grade 1 Mortise with anti-friction latch bolt (AF) is available.

QUICK LINKS

[SPECIAL STRIKES](#)

[MORTISE TRIM](#)

LOCK ONLY

SmartEntry™ SL-SM9159E Self-Latching Mortise Lock for Sliding Doors

HOW TO SPECIFY:

SL-SM9159E. BACKSET. TRIM. FINISH. HAND. DOORTHICKNESS

EXAMPLES:

SL-SM9159E. 212. 29L/1R. US4. RH. 134

SL-SM9159E-ADA. 212. 29L. US15. LH. 134

SL-SM9159E-PDL. 212. US15. LH. 134

	FINISH GROUP 1 US4, US4NL, US32D, US26D	FINISH GROUP 2 US3, US3NL, US26, US32, US9, US10B, US14, US15, US19	SPECIAL ARCHITECTURAL FINISHES BN, BB, TN, TB, DURO, ESN, US15A, US5, US7, US7NL, US19LL
SL-SM9159E	\$1,375.00*		

INCLUDED IN NET PRICE

High Security SmartEntry Mortise Lock
CPU Logic Board
Battery Pack
3 Year Service + Support Plan*

* Support plan renewal required after 3 years of service.

FOR REMOTE LOCK OPERATION:

Lock device can use open source platforms to integrate with at least four commercially available devices per the following:

Accurate can provide the below devices at market price.

Apple HomePod Mini	Apple TV 4K Wifi or Ethernet
Apple HomePod	Amazon Echo 4th Generation

NOTES

- Pair with Accurate Trim for a Complete Set: Add \$375 (includes thumb turn) for 1-3/4" doors, or specify trim manufacturer/spindle size.
- 2-1/2" or 2-3/4" backset, larger backsets available special order.
- Locks only, no cylinders or trim included.
- If specifying a door thickness larger than 1 3/4", please refer to the Special Strikes section.
- High Security Mortise Lock (SEC) provided standard (solid, stainless latch bolt).
- Brass bolts available at an upcharge.

QUICK LINKS

LEVERS

POCKET DOOR TRIM

LOCK ONLY

SL-M915XE Self-Latching Motor Drive Electrified Mortise Lock for Sliding Doors

HOW TO SPECIFY:

SL-M915XE. BACKSET. TRIM. FINISH. HAND. DOORTHICKNESS

EXAMPLE:

SL-M9159E. 212. LXL.8mm. US4. RH. 134

		FINISH GROUP 1 US4, US4NL, US32D, US26D		FINISH GROUP 2 US3, US3NL, US26, US32, US9, US10B, US14, US15, US19		SPECIAL ARCHITECTURAL FINISHES BN, BB, TN, TB, DURO, ESN, US15A, US5, US19LL	
Backset		2-1/2"	2-3/4"	2-1/2"	2-3/4"	2-1/2"	2-3/4"
SL-M9058E	SL-M9158E	\$1,105.00					
SL-M9059E	SL-M9159E						

NOTES

- Pair with Accurate Trim for a Complete Set: Add \$337 for 1-3/4" Thick Doors, or specify trim manufacturer/spindle size
- Locks only, no cylinders or trim included.
- Furnished as FAIL SECURE.
- Other Backsets Available, Price on Application.

QUICK LINKS

MORTISE TRIM

MONITORING FUNCTIONS

MONITORING FUNCTIONS		ADD-ON COST PER MONITOR PER UNIT
AE	REX (Authorized Egress)	\$222.00
LPF	Lock Out Privacy Monitoring	\$281.00

LOCK ONLY

M9100ELR Series Motor Drive Electrified Latch Retraction Lock

HOW TO SPECIFY:

FUNCTION-MONITOR. BACKSET. TRIM. FINISH. HAND. DOORTHICKNESS

EXAMPLE:

M9159ELR-AE. 212. LxL.8mm. US26D. RH. 134

			FINISH GROUP 1 US4, US4NL, US32D, US26D		FINISH GROUP 2 US3, US3NL, US26, US32, US9, US10B, US14, US15, US19		SPECIAL ARCHITECTURAL FINISHES BN, BB, TN, TB, DURO, ESN, US15A, US5, US19LL		
Backset			2-1/2"	2-3/4"	2-1/2"	2-3/4"	2-1/2"	2-3/4"	
M9025ELR	M9125ELR	Passage	\$1,131.00						
M9058ELR	M9158ELR	Institutional							
M9059ELR	M9159ELR	Storeroom							
For 3-3/4": Add \$305.00 to 2-3/4" Price For 5": Add \$433.00 to 2-3/4" Price For 6": Add \$558.00 to 2-3/4" Price									

NOTES

- Pair with Accurate Trim for a Complete Set: Add \$337 for 1-3/4" Thick Doors, or specify trim manufacturer/spindle size.
- Locks only, no cylinders or trim included.
- If specifying a door thickness larger than 1 3/4", please refer to the Special Strikes section.
- Filtered and regulated power supply.
- Voltage: 24VDC (21VDC - 30VDC)

QUICK LINKS

MORTISE TRIM

SPECIAL STRIKES

MONITORING FUNCTIONS

MONITORING FUNCTIONS		ADD-ON COST PER MONITOR PER UNIT
AE	REX (Authorized Egress)	\$222.00
LMR	Latch Bolt Monitor Retracted	

- Monitors not available on M9158ELR

LOCK ONLY

M9134ELR Motor Drive Electrified Latch Retraction with Deadbolt Lock

HOW TO SPECIFY:

FUNCTION-MONITOR. BACKSET. TRIM. FINISH. HAND. DOORTYPE

EXAMPLE:

M9134ELR-AE. 212. LxL.8mm. US26D. RH. METAL

			FINISH GROUP 1 US4, US4NL, US32D, US26D		FINISH GROUP 2 US3, US3NL, US26, US32, US9, US10B, US14, US15, US19		SPECIAL ARCHITECTURAL FINISHES BN, BB, TN, TB, DURO, ESN, US15A, US5, US19LL	
Backset			2-1/2"	2-3/4"	2-1/2"	2-3/4"	2-1/2"	2-3/4"
M9034ELR	M9134ELR	Fail Secure	\$1,345.00					

NOTES

- Pair with Accurate Trim for a Complete Set: Add \$375 (includes thumb turn) for 1-3/4" Doors, or specify manufacturer trim/spindle size.
- Locks only, no cylinders or trim included.
- Filtered and regulated power supply.
- Voltage: 24VDC (21VDC - 30VDC)
- If specifying a door thickness larger than 1 3/4", please refer to the Special Strikes section.

QUICK LINKS

MORTISE TRIM

SPECIAL STRIKES

MONITORING FUNCTIONS

MONITORING FUNCTIONS		ADD-ON COST PER MONITOR PER UNIT
AE	REX (Authorized Egress)	\$222.00
DM	Deadbolt Monitoring	
LMR	Latch Bolt Monitor Retracted	

LOCK ONLY

M9143ELR Motor Drive Electrified Latch Retraction Accessible Restroom Lock

HOW TO SPECIFY:

FUNCTION. BACKSET. TRIM. FINISH. HAND. DOORTHICKNESS. DOORTYPE

EXAMPLE:

9143ELR. 212. LxL.8mm. US26D. RH. 134. METAL

			FINISH GROUP 1 US4, US4NL, US32D, US26D		FINISH GROUP 2 US3, US3NL, US26, US32, US9, US10B, US14, US15, US19		SPECIAL ARCHITECTURAL FINISHES BN, BB, TN, TB, DURO, ESN, US15A, US5, US19LL		
Backset			2-1/2"	2-3/4"	2-1/2"	2-3/4"	2-1/2"	2-3/4"	
M9043ELR	M9143ELR	Restroom							\$1,345.00

NOTES

- Pair with Accurate Trim for a Complete Set: Add \$492 (includes 7200ADA Thumb Turn and 9143Ci) for 1-3/4" Doors, or specify manufacturer trim/spindle size.
- Locks only, no cylinders or trim included.
- Filtered and regulated power supply.
- Voltage: 24VDC (21VDC - 30VDC)
- LB MONITOR Included in Cost.
- If specifying a door thickness larger than 1 3/4", please refer to the Special Strikes section/

QUICK LINKS

- MORTISE TRIM
- SPECIAL STRIKES

MONITORING FUNCTIONS

MONITORING FUNCTIONS		ADD-ON COST PER MONITOR PER UNIT
AE	REX (Authorized Egress)	\$222.00
LMR	Latch Bolt Monitor Retracted	

LOCK ONLY

M9100E-ELR Series Motor Drive Electrified Dual Motor Mortise Lock

HOW TO SPECIFY:

FUNCTION-MONITOR. BACKSET. TRIM. FINISH. HAND. DOORTHICKNESS. DOORTYPE

EXAMPLE:

M9158E-ELR-AE. 212. LxL.8mm. US26D. RH. 134. METAL

			FINISH GROUP 1 US4, US4NL, US32D, US26D		FINISH GROUP 2 US3, US3NL, US26, US32, US9, US10B, US14, US15, US19		SPECIAL ARCHITECTURAL FINISHES BN, BB, TN, TB, DURO, ESN, US15A, US5, US19LL		
Backset			2-1/2"	2-3/4"	2-1/2"	2-3/4"	2-1/2"	2-3/4"	
M9058E-ELR	M9158E-ELR	Institutional	\$1,950.00						
M9059E-ELR	M9059E-ELR	Institutional							

NOTES

- Pair with Accurate Trim for a Complete Set: Add \$337 for 1-3/4" Doors, or specify manufacturer trim/spindle size.
- 3-3/4", 5", 6" Backsets Available: Price on Application.
- Locks only, no cylinders or trim included.

- Filtered and regulated power supply.
- If specifying a door thickness larger than 1 3/4", please refer to the Special Strikes section.

QUICK LINKS

MORTISE TRIM

SPECIAL STRIKES

MONITORING FUNCTIONS

MONITORING FUNCTIONS		ADD-ON COST PER MONITOR PER UNIT
AE	REX (Authorized Egress)	\$222.00
AM	Dead Latch Monitoring	
LM	Latch Bolt Monitoring	
LB	Locking Bar Monitoring	
SM	Security Monitoring	
LMR	Latch Bolt Monitor Retracted	\$281.00
SM2	Security Monitoring	
DPS	Door Position Monitoring	
LPF	Lock Out Privacy Monitoring	

M9000ELR/M9100ELR Series Special Strikes

HOW TO SPECIFY:

ELS. FUNCTION. FINISH. HAND. LIPTOCENTER

EXAMPLE:

ELS. M9124ELR. US3NL. RH. 112

FINISH GROUP 1 US4, US4NL, US32D, US26D	FINISH GROUP 2 US3, US3NL, US26, US32, US9, US10, US10B, US14, US15, US19	SPECIAL ARCHITECTURAL FINISHES BN, BB, TN, TB, DURO, ESN, US15A, US5, US19LL
\$22.00	\$23.00	\$31.00

NOTES

- All M9000ELR/M9100ELR Series Mortise Locks include standard strikes for 1-3/4" thick doors.
- For all extended strikes, specify as listed above.
- Please call for pricing larger than 2" lip to center.

LOCK ONLY

M8800ELR Motor Drive Electrified Latch Retraction Narrow Backset Lock

HOW TO SPECIFY:

FUNCTION. BACKSET. TRIM. FINISH. HAND. DOORTHICKNESS. DOORTYPE

EXAMPLE:

M8859ELR. 214. LxL.8mm. US26. RH. 134. METAL

			FINISH GROUP 1 US4, US4NL, US32D, US26D				FINISH GROUP 2 US3, US3NL, US26, US32, US9, US10B, US14, US15, US19				SPECIAL ARCHITECTURAL FINISHES BN, BB, TN, TB, DURO, ESN, US15A, US5, US19LL			
Backset			1-1/2"	1-3/4"	2"	2-1/4"	1-1/2"	1-3/4"	2"	2-1/4"	1-1/2"	1-3/4"	2"	2-1/4"
M8725ELR	M8825ELR	Passage	1,350.00											
M8758ELR	M8858ELR	Institutional												
M8759ELR	M8859ELR	Storeroom												

NOTES

- Pair with Accurate Trim for a Complete Set: Add \$337 for 1-3/4" Doors, or specify manufacturer trim/spindle size.
- Lock only, no cylinder or trim included.
- Specify trim manufacturer/spindle size.

QUICK LINKS

MORTISE TRIM

MONITORING FUNCTIONS

MONITORING FUNCTIONS		ADD-ON COST PER MONITOR PER UNIT
AE	REX (Authorized Egress)	\$222.00
LMR	Latch Bolt Monitor Retracted	

SLIDING,
POCKET
+ BARN
DOORS

Add-On Options for Sliding + Pocket Doors
Pocket Door Hardware Sets for Single Doors | S, N, A or O Flush Pulls | Exposed Fasteners
Pocket Door Hardware Sets for Pair of Doors | S, N, A or O Flush Pulls | Exposed Fasteners
Pocket Door Hardware Sets for Single Doors | CS, CN, CA or CO Flush Pulls | Concealed Fasteners
Pocket Door Hardware Sets for Pair of Doors | CS, CN, CA or CO Flush Pulls | Concealed Fasteners
Pocket Door Hardware Sets for Single Doors | IS, IN, IA or IO Flush Pulls | Invisi-Mount Fasteners
Pocket Door Hardware Sets for Pair of Doors | IS, IN, IA or IO Flush Pulls | Invisi-Mount Fasteners
Pocket Door Hardware Sets | Special Options
Pocket Door Passage Sets | Exposed Fasteners
Pocket Door Passage Sets | Concealed Fasteners
Pocket Door Passage Sets | Invisi-Mount
Pocket Door Passage Sets | Special Options
VT Vantage Collection Pocket Door Privacy Sets | Exposed Fasteners
VT Vantage Collection Pocket Door Passage Sets | Exposed Fasteners
VTC Vantage Collection Pocket Door Privacy Sets | Concealed Screws
VTC Vantage Collection Pocket Door Passage Sets | Concealed Fasteners
VTI Vantage Collection Pocket Door Privacy Sets | Invisi-Mount
VTI Vantage Collection Pocket Door Passage Sets | Invisi-Mount
Vantage Collection Pocket Door Hardware Sets | Special Options
Pocket Door Edge Pulls
Sliding Door Locks
Pocket Door Locks
Sliding and Pocket Door | Special Options
2002 Flush Pulls | Exposed Fasteners
2002 Flush Pulls | Concealed Fasteners
I2002 Flush Pulls | Invisi-Mount
Flush Trim | FE2348 and FC2348 Series
Flush Trim | 24R Series and 24S Series
Sliding and Pocket Door Tubular Privacy Sets
Pocket Door Tubular Passage Sets
161 Pocket Door Locks
R161 Flush Trim | Tubular Locks
S161 Flush Trim | Tubular Locks
2001ADAP Sliding Door Hardware Sets
9100ADAL Sliding Door Hardware Sets
SL9100ADA Self-Latching Sliding Door Hardware Sets
SL9100PDL Self-Latching Pocket Door Hardware Sets
9100BDL Barn Door Hardware Sets | ADA Trim
9100BDL Barn Door Hardware Sets | 2002 Flush Pull Trim | Exposed Fasteners
9100BDL Barn Door Hardware Sets | 2002 Flush Pull Trim | Concealed Fasteners
9100BDL Barn Door Hardware Sets | Combination Trim ADA Pull + Flush Pull Exposed Fasteners
9100BDL Barn Door Hardware Sets | Combination Trim ADA Pull + Flush Pull Concealed Fasteners
9500VR Vertical Rod Locksets | ADA Trim
9500VR Vertical Rod Locksets | Flush Pull Trim 24R or 2002 Flush Pulls | Exposed Fasteners
9500VR Vertical Rod Locksets | Flush Pull Trim 24S or 2002 Flush Pulls | Concealed Fasteners
ADA Sliding and Pocket Door Locks
SL-1700SDL Narrow Backset Self-Latching Mortise Lock for Sliding Doors

Add-On Options For Sliding + Pocket Doors



SilentPac™ Quiet Pocket Door Pull

Features a slow-release of the edge pull resulting in a quieter solution for space-saving pocket doors.

Available for 2002CPDL, 2000, 2002CPDP, 2002CPDS Series

Add \$35.00 to lock cost

Waived when ordered as a complete set

Available for 2011PDP-Q

Add \$97.00 to lock cost

Specify as:

2002Q Pocket Door Lock
with Integrated Edge Pull

2002CPDS-Q Pocket Door Strike
with Integrated Edge Pull

2002CPDP-Q Pocket Door Edge Pull

2000Q Pocket Door Edge Pull

2011PDP-Q Pocket Door Edge Pull
with Large Bale



2011PDP-Q
Pocket Door Edge Pull
with Large Bale



2002Q
Privacy Pocket Door Lock
with Integrated Edge Pull



2002CPDS-Q
Pocket Door Strike
with Integrated Edge Pull



2002CPDP-Q
Pocket Door Edge Pull



2000Q
Pocket Door Edge Pull

Pocket Door Trim Styles


Exposed



S STYLE



N STYLE



A STYLE



O STYLE

Concealed



CS STYLE



CN STYLE



CA STYLE



CO STYLE

Invisi-Mount



IS STYLE



IN STYLE



IA STYLE



IO STYLE

Pocket Door Hardware Sets for Single Doors S, N, A or O Flush Pulls | Exposed Fasteners

HOW TO SPECIFY:

[S, N, A, O Flush Pulls]. **FUNCTION.** BACKSET. **FINISH.** DOORTHICKNESS. SD

EXAMPLE:

S. 2002CPDL-5. 2. US14. 134. SD

Look for these colors next to individual products signifying that add-on option is available.		FINISH GROUP 1T US4, US4NL, US26D			FINISH GROUP 2T US3, US3NL, US26, US10B, US14, US15, US19			SPECIAL ARCHITECTURAL FINISHES BN, BB, TN, TB, DURO, ESN, US15A, US5, US19LL		
 SilentPac™ Quiet Pocket Door Pull SEE PRICING										
Typical Sets for Single Doors	Backset	2"	2 1/2"	2 3/4"	2"	2 1/2"	2 3/4"	2"	2 1/2"	2 3/4"
■ 2002CPDL-1	By Key Outside Only for SINGLE DOORS Includes: 2002CPDL Lock with Integrated Edge Pull, Flush Trim: Cylinder Cutout x Blank, 2002C Cylinder Collar	\$422.00	\$370.00	\$438.00	\$386.00	\$484.00	\$432.00			
■ 2002CPDL-2	By Key Outside and Inside for SINGLE DOORS Includes: 2002CPDL Lock with Integrated Edge Pull, Flush Trim: Cylinder Cutout x Cylinder Cutout, 2002C Cylinder Collar									
■ 2002CPDL-3	By Key Outside x T-turn inside for SINGLE DOORS Includes: 2002CPDL Lock with Integrated Edge Pull, Flush Trim: Cylinder Cutout x T-turn, 2002C Cylinder Collar	\$441.00	\$389.00	\$457.00	\$405.00	\$504.00	\$452.00			
■ 2002CPDL-3i	By Key Outside x T-turn inside for SINGLE DOORS Includes: 2002CPDL Lock with Integrated Edge Pull, Flush Trim: Cylinder Cutout with Indicator x T-turn, 2002C Cylinder Collar	\$488.00	\$436.00	\$504.00	\$452.00	\$552.00	\$500.00			
■ 2002CPDL-4	By T-turn Inside Only for SINGLE DOORS Includes: 2002CPDL Lock with Integrated Edge Pull, Flush Trim: Blank x T-turn	\$441.00	\$389.00	\$457.00	\$405.00	\$504.00	\$452.00			
■ 2002CPDL-5	Privacy (T-turn x ER) for SINGLE DOORS Includes: 2002CPDL Lock with Integrated Edge Pull, Flush Trim: Emergency Coin Release x T-turn	\$456.00	\$404.00	\$472.00	\$420.00	\$520.00	\$468.00			
■ 2002CPDL-5i	Privacy (T-turn x ERi) for SINGLE DOORS Includes: 2002CPDL Lock with Integrated Edge Pull, Flush Trim: Emergency Coin Release with Indicator x T-turn	\$488.00	\$436.00	\$504.00	\$452.00	\$552.00	\$500.00			

LOCK

2002CPDL

NOTES

- Prices as shown when supplied with 2", 2-1/2", or 2-3/4" backset locks.
- For use on 1-3/4" thick doors.
- See Special Options for other door thicknesses.
- Cylinders not included, reference Support section for more information.

QUICK LINKS

SPECIAL OPTIONS

FLUSH PULL TRIM

COMPLETE SET


Pocket Door Hardware Sets for Pair of Doors S, N, A or O Flush Pulls | Exposed Fasteners

HOW TO SPECIFY:

[S, N, A, O Flush Pulls]. **FUNCTION.** BACKSET. **FINISH.** DOORTHICKNESS. PD

EXAMPLE:

S. 2002CPDL-5. 2. US14. 134. PD

Look for these colors next to individual products signifying that add-on option is available.  SilentPac™ Quiet Pocket Door Pull SEE PRICING		FINISH GROUP 1T US4, US4NL, US26D			FINISH GROUP 2T US3, US3NL, US26, US10B, US14, US15, US19			SPECIAL ARCHITECTURAL FINISHES BN, BB, TN, TB, DURO, ESN, US15A, US5, US19LL		
Typical Sets for Pair of Doors	Backset	2"			2 1/2"			2 3/4"		
		2"	2 1/2"	2 3/4"	2"	2 1/2"	2 3/4"	2"	2 1/2"	2 3/4"
■ 2002CPDL-3	By Key Outside x T-turn Inside for PAIR OF DOORS Includes: 2002CPDL Lock with Integrated Edge Pull, Flush Trim: Cylinder Cutout x T-turn, 2002C Cylinder Collar, 2002CPDS (or 2002CPDS-SD for 2" BS sets), Pair of Blank Flush Pulls	\$854.00	\$728.00		\$886.00	\$760.00		\$979.00	\$853.00	
■ 2002CPDL-5	Privacy (T-turn x ER) for PAIR OF DOORS Includes: 2002CPDL Lock with Integrated Edge Pull, Flush Trim: Emergency Coin Release x T-turn, 2002CPDS (or 2002CPDS-SD for 2" BS sets), Pair of Blank Flush Pulls	\$869.00	\$743.00		\$901.00	\$775.00		\$995.00	\$869.00	
■ 2002CPDL-5i	Privacy (T-turn x ERi) for PAIR OF DOORS Includes: 2002CPDL Lock with Integrated Edge Pull, Flush Trim: Emergency Coin Release with Indicator x T-turn, 2002CPDS (or 2002CPDS-SD for 2" BS sets), Pair of Blank Flush Pulls	\$901.00	\$775.00		\$933.00	\$807.00		\$1,027.00	\$901.00	

LOCKS

2002CPDL
2002CPDS

NOTES

- Prices as shown when supplied with 2", 2-1/2", or 2-3/4" backset locks.
- For use on 1-3/4" thick doors.
- See Special Options for other door thicknesses.
- Cylinders not included, reference Support section for more information.

QUICK LINKS

- [SPECIAL OPTIONS](#)
- [FLUSH PULL TRIM](#)

Pocket Door Hardware Sets for Single Doors

CS, CN, CA or CO Flush Pulls | Concealed Fasteners

HOW TO SPECIFY:

[CS, CN, CA, CO Flush Pulls]. FUNCTION. BACKSET. FINISH. DOORTHICKNESS. SD

EXAMPLE:

CS. 2002CPDL-5. 2. US14. 134. SD

Look for these colors next to individual products signifying that add-on option is available.		FINISH GROUP 1T US4, US4NL, US26D			FINISH GROUP 2T US3, US3NL, US26, US10B, US14, US15, US19			SPECIAL ARCHITECTURAL FINISHES BN, BB, TN, TB, DURO, ESN, US15A, US5, US19LL		
 SilentPac™ Quiet Pocket Door Pull SEE PRICING										
Typical Sets for Single Doors	Backset	2"	2 1/2"	2 3/4"	2"	2 1/2"	2 3/4"	2"	2 1/2"	2 3/4"
■ 2002CPDL-1	By Key Outside Only for SINGLE DOORS Includes: 2002CPDL Lock with Integrated Edge Pull, Flush Trim: Cylinder Cutout x Blank, 2002C Cylinder Collar	\$458.00	\$406.00	\$474.00	\$422.00	\$520.00	\$468.00			
■ 2002CPDL-2	By Key Outside and Inside for SINGLE DOORS Includes: 2002CPDL Lock with Integrated Edge Pull, Flush Trim: Cylinder Cutout x Cylinder Cutout, 2002C Cylinder Collar									
■ 2002CPDL-3	By Key Outside x T-turn inside for SINGLE DOORS Includes: 2002CPDL Lock with Integrated Edge Pull, Flush Trim: Cylinder Cutout x T-turn, 2002C Cylinder Collar	\$477.00	\$425.00	\$493.00	\$441.00	\$540.00	\$488.00			
■ 2002CPDL-3i	By Key Outside x T-turn inside for SINGLE DOORS Includes: 2002CPDL Lock with Integrated Edge Pull, Flush Trim: Cylinder Cutout with Indicator x T-turn, 2002C Cylinder Collar	\$524.00	\$472.00	\$540.00	\$488.00	\$588.00	\$536.00			
■ 2002CPDL-4	By T-turn Inside Only for SINGLE DOORS Includes: 2002CPDL Lock with Integrated Edge Pull, Flush Trim: Blank x T-turn	\$477.00	\$425.00	\$493.00	\$441.00	\$540.00	\$488.00			
■ 2002CPDL-5	Privacy (T-turn x ER) for SINGLE DOORS Includes: 2002CPDL Lock with Integrated Edge Pull, Flush Trim: Emergency Coin Release x T-turn	\$492.00	\$440.00	\$508.00	\$456.00	\$556.00	\$504.00			
■ 2002CPDL-5i	Privacy (T-turn x ERI) for SINGLE DOORS Includes: 2002CPDL Lock with Integrated Edge Pull, Flush Trim: Emergency Coin Release with Indicator x T-turn	\$524.00	\$472.00	\$540.00	\$488.00	\$588.00	\$536.00			

LOCK

2002CPDL

NOTES

- Prices as shown when supplied with 2", 2-1/2", or 2-3/4" backset locks.
- For use on 1-3/4" thick doors.
- See Special Options for other door thicknesses.
- Cylinders not included, reference Support section for more information.

QUICK LINKS

SPECIAL OPTIONS

FLUSH PULL TRIM

COMPLETE SET


Pocket Door Hardware Sets for Pair of Doors CS, CN, CA or CO Flush Pulls | Concealed Fasteners

HOW TO SPECIFY:

[CS, CN, CA, CO Flush Pulls]. **FUNCTION.** BACKSET. **FINISH.** DOORTHICKNESS. PD

EXAMPLE:

CS. 2002CPDL-5. 2. US14. 134. PD

Look for these colors next to individual products signifying that add-on option is available.  SilentPac™ Quiet Pocket Door Pull SEE PRICING		FINISH GROUP 1T US4, US4NL, US26D			FINISH GROUP 2T US3, US3NL, US26, US10B, US14, US15, US19			SPECIAL ARCHITECTURAL FINISHES BN, BB, TN, TB, DURO, ESN, US15A, US5, US19LL		
Typical Sets for Pair of Doors	Backset	2"	2 1/2"	2 3/4"	2"	2 1/2"	2 3/4"	2"	2 1/2"	2 3/4"
■ 2002CPDL-3	By Key Outside x T-turn Inside for PAIR OF DOORS Includes: 2002CPDL Lock with Integrated Edge Pull, Flush Trim: Cylinder Cutout x T-turn, 2002C Cylinder Collar, 2002CPDS (or 2002CPDS-SD for 2" BS sets), Pair of Blank Flush Pulls	\$926.00	\$800.00	\$958.00	\$832.00	\$1,051.00	\$925.00			
■ 2002CPDL-5	Privacy (T-turn x ER) for PAIR OF DOORS Includes: 2002CPDL Lock with Integrated Edge Pull, Flush Trim: Emergency Coin Release x T-turn, 2002CPDS (or 2002CPDS-SD for 2" BS sets), Pair of Blank Flush Pulls	\$941.00	\$815.00	\$973.00	\$847.00	\$1,067.00	\$941.00			
■ 2002CPDL-5i	Privacy (T-turn x ERi) for PAIR OF DOORS Includes: 2002CPDL Lock with Integrated Edge Pull, Flush Trim: Emergency Coin Release with Indicator x T-turn, 2002CPDS (or 2002CPDS-SD for 2" BS sets), Pair of Blank Flush Pulls	\$973.00	\$847.00	\$1,005.00	\$879.00	\$1,099.00	\$973.00			

LOCKS

2002CPDL

2002CPDS

NOTES

- Prices as shown when supplied with 2", 2-1/2", or 2-3/4" backset locks.
- For use on 1-3/4" thick doors.
See Special Options for other door thicknesses.
- Cylinders not included, reference Support section for more information.

QUICK LINKS

[SPECIAL OPTIONS](#)

[FLUSH PULL TRIM](#)

Pocket Door Hardware Sets for Single Doors IS, IN, IA or IO Flush Pulls | Invisi-Mount Fasteners

HOW TO SPECIFY:

[IS, IN, IA, IO Flush Pulls]. **FUNCTION.** BACKSET. **FINISH.** DOORTHICKNESS. SD

EXAMPLE:

IS. 2002Q-3. 2. US26. 134. SD

Look for these colors next to individual products signifying that add-on option is available.  SilentPac™ Quiet Pocket Door Pull SEE PRICING		FINISH GROUP 1T US4, US4NL, US26D			FINISH GROUP 2T US3, US3NL, US26, US10B, US14, US15, US19			SPECIAL ARCHITECTURAL FINISHES BN, BB, TN, TB, DURO, ESN, US15A, US5, US19LL		
Typical Sets for Single Doors	Backset	2"	2 1/2"	2 3/4"	2"	2 1/2"	2 3/4"	2"	2 1/2"	2 3/4"
■ 2002Q-1	By Key Outside Only for SINGLE DOORS Includes: 2002Q Lock with Integrated Edge Pull, Flush Trim: Cylinder Cutout x Blank, 2002C Cylinder Collar	\$536.00	\$484.00	\$552.00	\$500.00	\$602.00	\$550.00			
■ 2002Q-2	By Key Outside and Inside for SINGLE DOORS Includes: 2002Q Lock with Integrated Edge Pull, Flush Trim: Cylinder Cutout x Cylinder Cutout, 2002C Cylinder Collar									
■ 2002Q-3	By Key Outside x T-turn Inside for SINGLE DOORS Includes: 2002Q Lock with Integrated Edge Pull, Flush Trim: Cylinder Cutout x T-turn, 2002C Cylinder Collar	\$556.00	\$504.00	\$573.00	\$521.00	\$623.00	\$571.00			
■ 2002Q-3i	By Key Outside x T-turn Inside for SINGLE DOORS Includes: 2002Q Lock with Integrated Edge Pull, Flush Trim: Cylinder Cutout with Indicator x T-turn, 2002C Cylinder Collar	\$606.00	\$554.00	\$624.00	\$572.00	\$673.00	\$621.00			
■ 2002Q-4	By T-turn Inside Only for SINGLE DOORS Includes: 2002Q Lock with Integrated Edge Pull, Flush Trim: Blank x T-turn	\$556.00	\$504.00	\$573.00	\$521.00	\$623.00	\$571.00			
■ 2002Q-5	Privacy T-turn x ER) for SINGLE DOORS Includes: 2002Q Lock with Integrated Edge Pull, Flush Trim: Emergency Coin Release x T-turn	\$572.00	\$520.00	\$589.00	\$537.00	\$639.00	\$587.00			
■ 2002Q-5i	Privacy (T-turn x ERi) for SINGLE DOORS Includes: 2002Q Lock with Integrated Edge Pull, Flush Trim: Emergency Coin Release with Indicator x T-turn	\$606.00	\$554.00	\$524.00	\$572.00	\$673.00	\$621.00			

LOCK

2002Q

NOTES

- Prices as shown when supplied with 2", 2-1/2", or 2-3/4" backset locks.
- For use on 1-3/4" thick doors.
- See Special Options for other door thicknesses.
- Cylinders not included, reference Support section for more information.

QUICK LINKS

[SPECIAL OPTIONS](#)

[FLUSH PULL TRIM](#)

COMPLETE SET


Pocket Door Hardware Sets for Pair of Doors IS, IN, IA or IO Flush Pulls | Invisi-Mount Fasteners

HOW TO SPECIFY:

[IS, IN, IA, IO Flush Pulls]. **FUNCTION.** BACKSET. **FINISH.** DOORTHICKNESS. PD

EXAMPLE:

IS. 2002Q-3. 2. US26. 134. PD

Look for these colors next to individual products signifying that add-on option is available.		FINISH GROUP 1T US4, US4NL, US26D			FINISH GROUP 2T US3, US3NL, US26, US10B, US14, US15, US19			SPECIAL ARCHITECTURAL FINISHES BN, BB, TN, TB, DURO, ESN, US15A, US5, US19LL		
 SilentPac™ Quiet Pocket Door Pull SEE PRICING										
Typical Sets for Pair of Doors	Backset	2"	2 1/2"	2 3/4"	2"	2 1/2"	2 3/4"	2"	2 1/2"	2 3/4"
■ 2002CPDL-3	By Key Outside x T-turn Inside for PAIR OF DOORS Includes: 2002CPDL Lock with Integrated Edge Pull, Flush Trim: Cylinder Cutout x T-turn, 2002C Cylinder Collar, 2002CPDS (or 2002CPDS-SD for 2" BS sets), Pair of Blank Flush Pulls	\$1,083.00	\$957.00	\$1,116.00	\$990.00	\$1,216.00	\$1,090.00			
■ 2002CPDL-5	Privacy (T-turn x ER) for PAIR OF DOORS Includes: 2002CPDL Lock with Integrated Edge Pull, Flush Trim: Emergency Coin Release x T-turn, 2002CPDS (or 2002CPDS-SD for 2" BS sets), Pair of Blank Flush Pulls	\$1,099.00	\$973.00	\$1,132.00	\$1,006.00	\$1,232.00	\$1,106.00			
■ 2002CPDL-5i	Privacy (T-turn x ERi) for PAIR OF DOORS Includes: 2002CPDL Lock with Integrated Edge Pull, Flush Trim: Emergency Coin Release with Indicator x T-turn, 2002CPDS (or 2002CPDS-SD for 2" BS sets), Pair of Blank Flush Pulls	\$1,133.00	\$1,007.00	\$1,167.00	\$1,041.00	\$1,266.00	\$1,240.00			

LOCKS

2002Q

2002CPDS-Q

NOTES

- Prices as shown when supplied with 2", 2-1/2", or 2-3/4" backset locks.
- For use on 1-3/4" thick doors.
- See Special Options for other door thicknesses.
- Cylinders not included, reference Support section for more information.

QUICK LINKS

SPECIAL OPTIONS

FLUSH PULL TRIM

Pocket Door Hardware Sets

Special Options

	Add
138DT - 1 3/8" Thick Doors (SD Single Door Openings)	\$28.00
138DT - 1 3/8" Thick Doors (PD Openings with Pair of Doors)	\$56.00
XXXDT - Doors Thicker than 1-3/4" (please specify), for SD or PD Sets Ending in -3, -3i, -4	\$14.00
XXXDT - Doors Thicker than 1-3/4" (please specify), for SD or PD Sets Ending in -5, -5i	\$28.00
US10B or US19 Patinated Bolts/Buttons/Bales (add per opening)	\$28.00
Marine Grade Locks (add per door)	\$1,050.00
Polished Bolts/Buttons/Bales	Price on Application
Custom Through-bolting Options	
Polished Back Plates (SD Single Door Openings)	\$54.00
Polished Back Plates (PD Openings with Pair of Doors)	\$108.00
SilentPac Quiet Pocket Door Pull (2002Q, 2002CPDS-Q, 2002CPDP-Q, 2000Q)	\$37.00
SilentPac Quiet Pocket Door Pull (2011PDP-Q)	\$97.00

ADD \$258.00 PER OPENING FOR THE FOLLOWING FINISHES:

- US32 Polished Stainless Steel
- US32D Satin Stainless Steel
- US9 Polished Bronze
- US10 Satin Bronze

COMPLETE SET


Pocket Door Passage Sets | Exposed Fasteners

HOW TO SPECIFY:

TRIM. EDGE PULL. FINISH. DOOR THICKNESS

EXAMPLE:

S. 2002CPDP. US15. 134

Look for these colors next to individual products signifying that add-on option is available.  SilentPac™ Quiet Pocket Door Pull SEE PRICING	FINISH GROUP 1T US4, US4NL, US26D	FINISH GROUP 2T US3, US3NL, US26, US10B, US14, US15, US19	SPECIAL ARCHITECTURAL FINISHES BN, BB, TN, TB, DURO, ESN, US15A, US5, US19LL
2002CPDP (3-3/8" overall mortise depth, standard CPDP size)	\$339.00	\$355.00	\$401.00
2002CPDP-SD (2-7/8" overall mortise depth, "shallow depth" CPDP)	\$413.00	\$429.00	\$475.00
2000 (3-1/16" overall mortise depth, 5" tall face plate)	\$304.00	\$320.00	\$366.00

INCLUDES

Includes Pair of Blank Flush
Pulls with Pocket Door Edge Pull.

QUICK LINKS

[SPECIAL OPTIONS](#)

COMPLETE SET


Pocket Door Passage Sets | Concealed Fasteners

HOW TO SPECIFY:

TRIM. EDGE PULL. FINISH. DOOR THICKNESS

EXAMPLE:

CS. 2002CPDP. US15. 134

Look for these colors next to individual products signifying that add-on option is available.  SilentPac™ Quiet Pocket Door Pull SEE PRICING	FINISH GROUP 1T US4, US4NL, US26D	FINISH GROUP 2T US3, US3NL, US26, US10B, US14, US15, US19	SPECIAL ARCHITECTURAL FINISHES BN, BB, TN, TB, DURO, ESN, US15A, US5, US19LL
2002CPDP (3-3/8" overall mortise depth, standard CPDP size)	\$375.00	\$391.00	\$437.00
2002CPDP-SD (2-7/8" overall mortise depth, "shallow depth" CPDP)	\$449.00	\$465.00	\$511.00
2000 (3-1/16" overall mortise depth, 5" tall face plate)	\$340.00	\$356.00	\$402.00

INCLUDES

Includes Pair of Blank Flush
Pulls with Pocket Door Edge Pull.

QUICK LINKS

[SPECIAL OPTIONS](#)


Pocket Door Passage Sets | Invisi-Mount

HOW TO SPECIFY:

TRIM. EDGE PULL. FINISH. DOOR THICKNESS

EXAMPLE:

IS. 2002CPDP-Q. US15. 134

Look for these colors next to individual products signifying that add-on option is available.  SilentPac™ Quiet Pocket Door Pull SEE PRICING	FINISH GROUP 1T US4, US4NL, US26D	FINISH GROUP 2T US3, US3NL, US26, US10B, US14, US15, US19	SPECIAL ARCHITECTURAL FINISHES BN, BB, TN, TB, DURO, ESN, US15A, US5, US19LL
2002CPDP-Q (3-3/8" overall mortise depth, standard CPDP size)	\$453.00	\$469.00	\$519.00
2002CPDP-SD-Q (2-7/8" overall mortise depth, "shallow depth" CPDP)	\$527.00	\$543.00	\$593.00
2000Q (3-1/16" overall mortise depth, 5" tall face plate)	\$418.00	\$434.00	\$484.00

INCLUDES

Includes Pair of Blank Flush

Pulls with Pocket Door Edge Pull.

QUICK LINKS

[SPECIAL OPTIONS](#)

Pocket Door Passage Sets Special Options

	Add
US10B or US19 Patinated Bolts/Buttons/Bales	\$28.00 Per Opening
Polished Bolts/Buttons/Bales	Price on Application
Polished Back Plates	\$54.00 per Door

COMPLETE SET

VT Vantage Collection Pocket Door Privacy Sets | Exposed Fasteners

HOW TO SPECIFY:

VT. FUNCTION. BACKSET. FINISH. DOORTHICKNESS

EXAMPLE:

VT. 2002Q-5. 212. US15. 134

Look for these colors next to individual products signifying that add-on option is available.  SilentPac™ Quiet Pocket Door Pull SEE PRICING	FINISH GROUP 1T US4, US4NL, US26D	FINISH GROUP 2T US3, US3NL, US26, US10B, US14, US15, US19	SPECIAL ARCHITECTURAL FINISHES BN, BB, TN, TB, DURO, ESN, US15A, US5, US19LL
■ VT.2002Q-5.212 (3-3/8" overall mortise depth, comes with a 2-1/2" backset lock)	\$455.00	\$471.00	\$519.00
■ VT.2002Q-5.234 (3-5/8" overall mortise depth, comes with a 2-3/4" backset lock)			
VT Privacy Flush Pulls (VT-E/VT-T)	\$232.00	\$243.00	\$278.00

INCLUDES

Pair of VT Flush Pulls with 2002Q.



NOTES

- For 1-3/8" up to 2-1/4" thick doors.
- VT Flush Pulls and Other Backsets Available Separately, Price on Application.

QUICK LINKS

[SPECIAL OPTIONS](#)

COMPLETE SET


VT Vantage Collection Pocket Door Passage Sets | Exposed Fasteners

HOW TO SPECIFY:

VT-PA. FUNCTION. BACKSET. FINISH. DOORTHICKNESS

EXAMPLE:

VT.-PA 2002CPDP-5. 212. US15. 134

Look for these colors next to individual products signifying that add-on option is available.  SilentPac™ Quiet Pocket Door Pull SEE PRICING	FINISH GROUP 1T US4, US4NL, US26D	FINISH GROUP 2T US3, US3NL, US26, US10B, US14, US15, US19	SPECIAL ARCHITECTURAL FINISHES BN, BB, TN, TB, DURO, ESN, US15A, US5, US19LL
VT.2002CPDP-Q (3-3/8" overall mortise depth, standard CPDP size)	\$370.00	\$392.00	\$455.00
VT.2002CPDP-SD-Q (2-7/8" overall mortise depth, "shallow depth" CPDP)	\$444.00	\$466.00	\$529.00
VT.2000Q (3-1/16" overall mortise depth, 5" tall face plate)	\$335.00	\$357.00	\$420.00
VT-PA (2 blank flush pulls)	\$177.00	\$193.00	\$244.00

INCLUDES

Pair of Passage (blank) VT Flush Pulls with Quiet Edge Pull.



NOTES

- VT Flush Pulls Available Separately, Price on Application.
- For Passage Sets without Edge Pull, specify **VT-PA. FINISH. DOORTHICKNESS**

QUICK LINKS

[SPECIAL OPTIONS](#)

COMPLETE SET

VTC Vantage Collection Pocket Door Privacy Sets | Concealed Fasteners

HOW TO SPECIFY:

VTC. FUNCTION. BACKSET. FINISH. DOORTHICKNESS

EXAMPLE:

VTC. 2002Q-5. 212. US15. 134

Look for these colors next to individual products signifying that add-on option is available.  SilentPac™ Quiet Pocket Door Pull SEE PRICING	FINISH GROUP 1T US4, US4NL, US26D	FINISH GROUP 2T US3, US3NL, US26, US10B, US14, US15, US19	SPECIAL ARCHITECTURAL FINISHES BN, BB, TN, TB, DURO, ESN, US15A, US5, US19LL
■ VTC.2002Q-5.212 (3-5/8" overall mortise depth, comes with a 2-3/4" backset lock)	\$485.00	\$501.00	\$549.00
■ VTC.2002Q-5.234 (3-3/8" overall mortise depth, comes with a 2-1/2" backset lock)			
VTC Privacy Flush Pulls (VTC-E/VTC-T)	\$262.00	\$273.00	\$308.00

INCLUDES

Pair of VTC Flush Pulls with 2002Q.



NOTES

- For 1-3/8" up to 2-1/4" thick doors.
- VT Flush Pulls and Other Backsets Available Separately, Price on Application.

QUICK LINKS

[SPECIAL OPTIONS](#)

COMPLETE SET


VTC Vantage Collection Pocket Door Passage Sets | Concealed Fasteners

HOW TO SPECIFY:

VTC-PA. FUNCTION. BACKSET. FINISH. DOORTHICKNESS

EXAMPLE:

VTC.-PA. 2002CPDP-5. 212. US15. 134

Look for these colors next to individual products signifying that add-on option is available.  SilentPac™ Quiet Pocket Door Pull SEE PRICING	FINISH GROUP 1T US4, US4NL, US26D	FINISH GROUP 2T US3, US3NL, US26, US10B, US14, US15, US19	SPECIAL ARCHITECTURAL FINISHES BN, BB, TN, TB, DURO, ESN, US15A, US5, US19LL
■ VTC.2002CPDP-Q (3-3/8" overall mortise depth, standard CPDP size)	\$400.00	\$422.00	\$485.00
■ VTC.2002CPDP-SD-Q (2-7/8" overall mortise depth, "shallow depth" CPDP)	\$474.00	\$496.00	\$559.00
■ VTC.2000Q (3-7/16" overall mortise depth, 5" tall face plate)	\$365.00	\$387.00	\$450.00
■ VTC-PA (2 blank flush pulls)	\$207.00	\$223.00	\$274.00

INCLUDES

Includes: Pair of Passage (blank) VT Flush Pulls with Quiet Edge Pull.



NOTES

- VT Flush Pulls Available Separately, Price on Application.
- For Passage Sets without Edge Pull, specify **VTC-PA. FINISH. DOORTHICKNESS**

QUICK LINKS

[SPECIAL OPTIONS](#)

COMPLETE SET

VTI Vantage Collection Pocket Door Privacy Sets | Invisi-Mount

HOW TO SPECIFY:

VTI. FUNCTION. FINISH. DOORTHICKNESS

EXAMPLE:

VTI-PA. 2002CPDP-Q. US15. 134

Look for these colors next to individual products signifying that add-on option is available.  SilentPac™ Quiet Pocket Door Pull SEE PRICING	FINISH GROUP 1T US4, US4NL, US26D	FINISH GROUP 2T US3, US3NL, US26, US10B, US14, US15, US19	SPECIAL ARCHITECTURAL FINISHES BN, BB, TN, TB, DURO, ESN, US15A, US5, US19LL
VTI.2002Q-5.212 (3-5/8" overall mortise depth, comes with a 2-3/4" backset lock)	\$515.00	\$531.00	\$579.00
VTI.2002Q-5.234 (3-3/8" overall mortise depth, comes with a 2-1/2" backset lock)			
VTI Privacy Flush Pulls (VTI-E/VTI-T)	\$292.00	\$303.00	\$338.00

INCLUDES

Pair of Passage
(blank) VTI Flush Pulls
with Quiet Edge Pull.



NOTES

- Vantage Flush Pulls Available Separately, Price on Application.
- For Passage Sets without Edge Pull, specify **VTI-PA. FINISH. DOORTHICKNESS**

QUICK LINKS

[SPECIAL OPTIONS](#)

COMPLETE SET


VTI Vantage Collection Pocket Door Passage Sets | Invisi-Mount

HOW TO SPECIFY:

VTI-PA. FUNCTION. FINISH. DOORTHICKNESS

EXAMPLE:

VTI-PA 2002CPDP-Q. US15. 134

Look for these colors next to individual products signifying that add-on option is available.  SilentPac™ Quiet Pocket Door Pull SEE PRICING	FINISH GROUP 1T US4, US4NL, US26D	FINISH GROUP 2T US3, US3NL, US26, US10B, US14, US15, US19	SPECIAL ARCHITECTURAL FINISHES BN, BB, TN, TB, DURO, ESN, US15A, US5, US19LL
■ VTI.2000CPDP-Q (3-3/8" overall mortise depth, standard CPDP size)	\$430.00	\$452.00	\$515.00
■ VTI.2002CPDP-SD-Q (2-7/8" overall mortise depth, "shallow depth" CPDP)	\$504.00	\$526.00	\$589.00
■ VTI.2000Q (3-1/16" overall mortise depth, 5" tall face plate)	\$395.00	\$417.00	\$480.00
■ VTI-PA (2 blank flush pulls)	\$237.00	\$253.00	\$304.00

INCLUDES

Pair of Passage (blank)
VTI Flush Pulls with
Quiet Edge Pull.



NOTES

- VT Flush Pulls Available Separately, Price on Application.
- For Passage Sets without Edge Pull, specify **VTI-PA. FINISH. DOORTHICKNESS**

QUICK LINKS

[SPECIAL OPTIONS](#)

Vantage Collection Pocket Door Hardware Sets

Special Options

	Add
US10B or US19 Patinated Bolts/Buttons/Bales	\$28.00 Per Opening
Polished Bolts/Buttons/Bales	Price on Application
Polished Back Plates	\$54.00 per Door

LOCK ONLY

Pocket Door Edge Pulls

HOW TO SPECIFY:
EDGE PULL. FINISH

EXAMPLE:
2000. US15

Look for these colors next to individual products signifying that add-on option is available.		FINISH GROUP 1 US4, US4NL, US32D, US26D	FINISH GROUP 2 US3, US3NL, US26, US32, US9, US10, US10B, US14, US15, US19	SPECIAL ARCHITECTURAL FINISHES BN, BB, TN, TB, DURO, ESN, US15A, US5, US19LL
 SEE PRICING				
■ 2000	Spring Loaded Edge Pull, 5"	\$158.00	\$164.00	\$176.00
■ 2002CPDP	Spring Loaded Edge Pull, 8"	\$193.00	\$199.00	\$211.00
■ 2002CPDP-SD	Spring Loaded Edge Pull Narrow Stile (2-7/8" depth)	\$267.00	\$273.00	\$285.00
■ 2011PDP	Spring Loaded Edge Pull, Large Bale	\$421.00	\$427.00	\$439.00
■ 2002CPDS	Pocket Door Strike with Edge Pull (to oppose 2002CPDL on double door applications)	\$193.00	\$199.00	\$211.00
■ 2002CPDS-SD	Pocket Door Strike with Edge Pull for Narrow Stiles (2-7/8" depth) (to oppose 2002CPDL on double door applications)	\$267.00	\$273.00	\$285.00

NOTES

- Locks only, no trim included.

QUICK LINKS

[SPECIAL OPTIONS](#)

LOCK ONLY

Sliding Door Locks

HOW TO SPECIFY:
FUNCTION. BACKSET. FINISH

EXAMPLE:
2001SDL-3. 212. US15

		FINISH GROUP 1 US4, US4NL, US32D, US26D		FINISH GROUP 2 US3, US3NL, US26, US32, US9, US10, US10B, US14, US15, US19		SPECIAL ARCHITECTURAL FINISHES BN, BB, TN, TB, DURO, ESN, US15A, US5, US19LL	
Backset		2"	2-1/2" or 2-3/4"	2"	2-1/2" or 2-3/4"	2"	2-1/2" or 2-3/4"
2001SDL	Sliding Door Lock (2001SDL-1, 2001SDL-2, 2001SDL-3, 2001SDL-4, 2001SDL-5)	\$225.00	\$173.00	\$231.00	\$179.00	\$243.00	\$191.00
2001ST	Classroom Deadlock Sliding Door Lock	\$287.00	\$235.00	\$293.00	\$241.00	\$305.00	\$253.00

For 3-3/4": Add \$337.00 to 2-3/4" Price | For 5": Add \$468.00 to 2-3/4" Price | For 6": Add \$606.00 to 2-3/4" Price

For Narrow Backsets 1-1/2" or 1-3/4" (no cylinder operation): \$462.00

NOTES

- Locks only, no cylinder or trim included.

QUICK LINKS


[SPECIAL OPTIONS](#)

LOCK ONLY

Pocket Door Locks

HOW TO SPECIFY:
FUNCTION. BACKSET. FINISH

EXAMPLE:
2002CPDL-3. 212. US32D

Look for these colors next to individual products signifying that add-on option is available.  SilentPac™ Quiet Pocket Door Pull SEE PRICING		FINISH GROUP 1 US4, US4NL, US32D, US26D		FINISH GROUP 2 US3, US3NL, US26, US32, US9, US10, US10B, US14, US15, US19		SPECIAL ARCHITECTURAL FINISHES BN, BB, TN, TB, DURO, ESN, US15A, US5, US19LL		
		Backset	2"	2-1/2" or 2-3/4"	2"	2-1/2" or 2-3/4"	2"	2-1/2" or 2-3/4"
■ 2002CPDL	Pocket Door Lock with Integrated Edge Pull (2002CPDL-1, 2002CPDL-2, 2002CPDL-3, 2002CPDL-4, 2002CPDL-5)		\$276.00	\$224.00	\$282.00	\$230.00	\$294.00	\$242.00
■ 2002ST	Classroom Deadlock Pocket Door Lock with Edge Pull		\$336.00	\$284.00	\$342.00	\$290.00	\$354.00	\$302.00
For 3-3/4": Add \$337.00 to 2-3/4" Price For 5": Add \$468.00 to 2-3/4" Price For 6": Add \$606.00 to 2-3/4" Price								
For Narrow Backsets 1-1/2" or 1-3/4" (no cylinder operation): \$462.00								

NOTES

- Locks only, no cylinder or trim included.

QUICK LINKS

[SPECIAL OPTIONS](#)

Sliding and Pocket Door Locks Special Options

	Add
US10B or US19 Patinated Bolts	\$28.00
Marine Grade	\$1,050.00
2000JPP.FINISH Jamb Protector Plate, 5" x 1" Scuff Plate to Oppose 2000 Edge Pull	\$36.00
2002JPP.FINISH Jamb Protector Plate, 8" x 1" Scuff Plate to Oppose 2002CPDP or 2011PDP	
SD-8 Strike and jamb protector plate for 2002CPDL/2002Q locks	
Barn Door Strike (to oppose 2001 lock 1-3/4" door thickness, 3/8" to 1/2" gap, please specify)	FG1 \$245, FG2 \$250, SAF \$265
Polished Bolts/Buttons/Bales	Price on Application
SilentPac Quiet Pocket Door Pull (2002Q, 2002CPDS-Q, 2002CPDP-Q, 2000Q)	\$37.00
SilentPac Quiet Pocket Door Pull (2011PDP-Q)	\$97.00

2002 Flush Pulls | Exposed Fasteners



S2002B



N2002B



A2002B



O2002B



S2002C



N2002C



A2002C



O2002C



S2002E



N2002E



A2002E



O2002E



S2002T



N2002T



A2002T



O2002T



S2002-OI



N2002-OI



A2002-OI



O2002-OI



S2002-COI



N2002-COI



A2002-COI



O2002-COI

					FINISH GROUP 1T US4, US4NL, US26D	FINISH GROUP 2T US3, US3NL, US26, US10B, US14, US15, US19	SPECIAL ARCHITECTURAL FINISHES BN, BB, TN, TB, DURO, ESN, US15A, US5, US19LL
Blank	S2002B	N2002B	A2002B	O2002B	\$73.00	\$78.00	\$95.00
Cylinder (cutout only)	S2002C	N2002C	A2002C	O2002C			
Emergency Coin Release	S2002E	N2002E	A2002E	O2002E	\$88.00	\$93.00	\$111.00
Thumb Turn	S2002T	N2002T	A2002T	O2002T	\$92.00	\$97.00	\$115.00
Emergency Coin Release with Occupancy Indicator	S2002-Oi	N2002-Oi	A2002-Oi	O2002-Oi	\$120.00	\$125.00	\$143.00
Cylinder with Indicator (cutout only)	S2002-COi	N2002-COi	A2002-COi	O2002-COi			

- For 1-3/4" thick doors.

- Anything other than 1-3/4" thick doors, add \$14.00 per piece.

- Cylinders not included.

Add \$129.00 To finish group 2T for the following finishes (per flush pull):

US32 Polished Stainless Steel

US32D Satin Stainless Steel

US9 Polished Bronze

US10 Satin Bronze

Polished Back Plates - Add \$27.00 (per flush pull)

2002 Flush Pulls | Concealed Fasteners



CS2002B



CN2002B



CA2002B



CO2002B



CS2002C



CN2002C



CA2002C



CO2002C



CS2002E



CN2002E



CA2002E



CO2002E



CS2002T



CN2002T



CA2002T



CO2002T



CS2002-OI



CN2002-OI



CA2002-OI



CO2002-OI



CS2002-COI



CN2002-COI



CA2002-COI



CO2002-COI

					FINISH GROUP 1T US4, US4NL, US26D	FINISH GROUP 2T US3, US3NL, US26, US10B, US14, US15, US19	SPECIAL ARCHITECTURAL FINISHES BN, BB, TN, TB, DURO, ESN, US15A, US5, US19LL
Blank	CS2002B	CN2002B	CA2002B	CO2002B	\$91.00	\$96.00	\$113.00
Cylinder (cutout only)	CS2002C	CN2002C	CA2002C	CO2002C			
Emergency Coin Release	CS2002E	CN2002E	CA2002E	CO2002E	\$106.00	\$111.00	\$129.00
Thumb Turn	CS2002T	CN2002T	CA2002T	CO2002T	\$110.00	\$115.00	\$133.00
Emergency Coin Release with Occupancy Indicator	CS2002-Oi	CN2002-Oi	CA2002-Oi	CO2002-Oi	\$138.00	\$143.00	\$161.00
Cylinder with Indicator (cutout only)	CS2002-COi	CN2002-COi	CA2002-COi	CO2002-COi			

- For 1-3/4" thick doors.

- Anything other than 1-3/4" thick doors, add \$14.00 per piece.

- Cylinders not included.

Add \$129.00 To finish group 2T for the following finishes (per flush pull):

US32 Polished Stainless Steel

US32D Satin Stainless Steel

US9 Polished Bronze

US10 Satin Bronze

Polished Back Plates - Add \$27.00 (per flush pull)

I2002 Flush Pulls | Invisi-Mount



IS2002B



IN2002B



IA2002B



IO2002B



IS2002C



IN2002C



IA2002C



IO2002C



IS2002E



IN2002E



IA2002E



IO2002E



IS2002T



IN2002T



IA2002T



IO2002T



IS2002-OI



IN2002-OI



IA2002-OI



IO2002-OI



IS2002-COI



IN2002-COI



IA2002-COI



IO2002-COI

					FINISH GROUP 1T US4, US4NL, US26D	FINISH GROUP 2T US3, US3NL, US26, US10B, US14, US15, US19	SPECIAL ARCHITECTURAL FINISHES BN, BB, TN, TB, DURO, ESN, US15A, US5, US19LL
Blank	IS2002B	IN2002B	IA2002B	IO2002B	\$130.00	\$135.00	\$154.00
Cylinder (cutout only)	IS2002C	IN2002C	IA2002C	IO2002C			
Emergency Coin Release	IS2002E	IN2002E	IA2002E	IO2002E	\$146.00	\$151.00	\$170.00
Thumb Turn	IS2002T	IN2002T	IA2002T	IO2002T	\$150.00	\$156.00	\$175.00
Emergency Coin Release with Occupancy Indicator	IS2002-Oi	IN2002-Oi	IA2002-Oi	IO2002-Oi	\$180.00	\$186.00	\$204.00
Cylinder with Indicator (cutout only)	IS2002-COi	IN2002-COi	IA2002-COi	IO2002-COi			

- For 1-3/4" thick doors.

- Anything other than 1-3/4" thick doors, add \$14.00 per piece.

- Cylinders not included.

- IS2002B-NM No Mechanism \$25.00

Add \$129.00 To finish group 2T for the following finishes (per flush pull):

US32 Polished Stainless Steel

US32D Satin Stainless Steel

US9 Polished Bronze

US10 Satin Bronze

Polished Back Plates - Add \$27.00 (per flush pull)

New Invisi-Mount innovative mounting system offers the simplest and cleanest installation on the market. Utilizing magnets for secure and precise installation, this is an upgrade to exposed or concealed fastener options.

Flush Trim | FE2348 and FC2348 Series



FE2348B



FC2348B



FE2348C



FC2348C



FE2348E



FC2348E



FE2348T



FC2348T

			FINISH GROUP 1T US4, US4NL, US26D	FINISH GROUP 2T US3, US3NL, US26, US10B, US14, US15, US19	SPECIAL ARCHITECTURAL FINISHES BN, BB, TN, TB, DURO, ESN, US15A, US5, US19LL
Blank	FE2348B	FC2348B	\$67.00	\$73.00	\$91.00
Cylinder (cutout only)	FE2348C	FC2348C			
Emergency Coin Release	FE2348E	FC2348E	\$83.00	\$88.00	\$106.00
Thumb Turn	FE2348T	FC2348T	\$86.00	\$91.00	\$109.00

- For 1-3/4" thick doors.

- Anything other than 1-3/4" thick doors, add \$14.00 per piece.

- Cylinders not included.

Add \$129.00 To finish group 2T for the following finishes (per flush pull):

US32 Polished Stainless Steel

US32D Satin Stainless Steel

US9 Polished Bronze

US10 Satin Bronze

Polished Back Plates - Add \$27.00 (per flush pull)

Flush Trim | 24R Series



24RB



24RC



24RE



24RT

Flush Trim | 24S Series



24SB



24SC



24SE



24ST

		FINISH GROUP 1T US4, US4NL, US26D	FINISH GROUP 2T US3, US3NL, US26, US10B, US14, US15, US19	SPECIAL ARCHITECTURAL FINISHES BN, BB, TN, TB, DURO, ESN, US15A, US5, US19LL
Blank	24RB	\$73.00	\$78.00	\$95.00
Cylinder (cutout only)	24RC			
Emergency Coin Release	24RE	\$88.00	\$93.00	\$111.00
Thumb Turn	24RT	\$92.00	\$97.00	\$115.00

- For 1-3/4" thick doors.

- Anything other than 1-3/4" thick doors, add \$14.00 per piece.

- Cylinders not included.

Add \$129.00 To finish group 2T for the following finishes (per flush pull):

US32 Polished Stainless Steel

US32D Satin Stainless Steel

US9 Polished Bronze

US10 Satin Bronze

Polished Back Plates - Add \$27.00 (per flush pull)

		FINISH GROUP 1T US4, US4NL, US26D	FINISH GROUP 2T US3, US3NL, US26, US10B, US14, US15, US19	SPECIAL ARCHITECTURAL FINISHES BN, BB, TN, TB, DURO, ESN, US15A, US5, US19LL
Blank	24SB	\$91.00	\$95.00	\$114.00
Cylinder (cutout only)	24SC			
Emergency Coin Release	24SE	\$107.00	\$111.00	\$129.00
Thumb Turn	24ST	\$110.00	\$115.00	\$133.00

- For 1-3/4" thick doors.

- Anything other than 1-3/4" thick doors, add \$14.00 per piece.

- Cylinders not included.

Add \$129.00 To finish group 2T for the following finishes (per flush pull):

US32 Polished Stainless Steel

US32D Satin Stainless Steel

US9 Polished Bronze

US10 Satin Bronze

Polished Back Plates - Add \$27.00 (per flush pull)

Sliding and Pocket Door Tubular Privacy Sets

HOW TO SPECIFY:

(S or R Flush Pulls). **SDL/PDL**. **BACKSET**. **FINISH**. **DOORTHICKNESS**. **SD/PD**

EXAMPLE (SINGLE SLIDING DOOR):

R161. **SDL**. 238. **US4NL**. 134. **SD**

EXAMPLE (PAIR OF SLIDING DOORS):

S161. **SDL**. 238. **US4NL**. 134. **PD**

EXAMPLE (SINGLE POCKET DOOR):

R161. **PDL**. 238. **US4NL**. 134. **SD**

EXAMPLE (PAIR OF POCKET DOORS):

S161. **PDL**. 238. **US4NL**. 134. **PD**

		FINISH GROUP 1T US4, US4NL, US26D	FINISH GROUP 2T US3, US3NL, US26, US10B, US14, US15, US19	SPECIAL ARCHITECTURAL FINISHES BN, BB, TN, TB, DURO, ESN, US15A, US5, US19LL
Backset		2 3/8" or 2 3/4"	2 3/8" or 2 3/4"	2 3/8" or 2 3/4"
[R or S]161.SDL.SD	Sliding Door Privacy Set for SINGLE DOOR Includes: 161PDL, Flush Trim: ER x T-turn	\$176.00	\$184.00	\$229.00
[R or S]161.SDL.PD	Sliding Door Privacy Set for PAIR OF DOORS Includes: 161PDL, Flush Trim: ER x T-turn, Pair of Blank Flush Pulls	\$262.00	\$274.00	\$347.00
[R or S]161.PDL.SD	Pocket Door Privacy Set for SINGLE DOOR Includes: 161PDL, Flush Trim: ER x T-turn, 161PDP Edge Pull	\$235.00	\$246.00	\$306.00
[R or S]161.PDL.PD	Pocket Door Privacy Set for PAIR OF DOORS Includes: 161PDL, Flush Trim: ER x T-turn, (2) 161PDP Edge Pulls, Pair of Blank Flush Pulls	\$380.00	\$398.00	\$501.00

NOTES

- 2-3/8" or 2-3/4" backset, for 1-3/8" or 1-3/4" thick doors.
- Sets for other door thicknesses, price on application.

COMPLETE SET

Pocket Door Tubular Passage Sets

HOW TO SPECIFY:

(S or R Flush Pulls). **PA.** BACKSET. **FINISH.** DOORTHICKNESS. **SD/PD**

EXAMPLE (SINGLE DOOR):

R161. PA. 238. US4NL. 134. SD

EXAMPLE (PAIR OF DOORS):

S161. PA. 238. US4NL. 134. PD

		FINISH GROUP 1T US4, US4NL, US26D	FINISH GROUP 2T US3, US3NL, US26, US10B, US14, US15, US19	SPECIAL ARCHITECTURAL FINISHES BN, BB, TN, TB, DURO, ESN, US15A, US5, US19LL
Backset		2 3/8" or 2 3/4"	2 3/8" or 2 3/4"	2 3/8" or 2 3/4"
[R or S]161.PA.SD	Sliding Door Passage Set for SINGLE DOOR Includes: 161PDP, Pair of Blank Flush Pulls	\$145.00	\$152.00	\$195.00
[R or S]161.PA.PD	Sliding Door Passage Set for PAIR OF DOORS Includes: (2)161PDPs, (2) Pair of Blank Flush Pulls	\$290.00	\$304.00	\$390.00

NOTES

- 2-3/8" or 2-3/4" backset, for 1-3/8" or 1-3/4" thick doors.
- Sets for other door thicknesses, price on application.

LOCK ONLY

161 Pocket Door Locks

HOW TO SPECIFY:

161PDL. BACKSET. **FINISH.** | **161PDP.** **FINISH**

EXAMPLE:

161PDL. 238. US4. | 161PDP. US4

		FINISH GROUP 1 US4, US4NL, US32D, US26D	FINISH GROUP 2 US3, US3NL, US26, US32, US9, US10, US10B, US14, US15, US19	SPECIAL ARCHITECTURAL FINISHES BN, BB, TN, TB, DURO, ESN, US15A, US5, US19LL
161PDL.238	Sliding/Pocket Door Lock x 2-3/8" Backset	\$59.00	\$62.00	\$77.00
161PDL.234	Sliding/Pocket Door Lock x 2-3/4" Backset			
161PDP	Pocket Door Edge Pull			

NOTES

- Locks only, no trim included.

R161 Flush Trim | Tubular Locks



R161B (PAIR)



R161B-B



R161B-S



R161E



R161T

S161 Flush Trim | Tubular Locks



S161B



S161E



S161T

		FINISH GROUP 1T US4, US4NL, US26D	FINISH GROUP 2T US3, US3NL, US26, US10B, US14, US15, US19	SPECIAL ARCHITECTURAL FINISHES BN, BB, TN, TB, DURO, ESN, US15A, US5, US19LL
R161B (PAIR)	Outside flush pull is supplied with through-bolting posts. Inside flush pull is supplied with machine screws.	\$86.00	\$90.00	\$118.00
R161B-B	Blank flush pull for screwless mounting.	\$43.00	\$45.00	\$59.00
R161B-S	Blank flush pull for single-sided mounting (supplied with machine screws unless otherwise required).			
R161E	Flush pull with emergency release. Supplied with through-bolting posts.	\$58.00	\$60.00	\$75.00
R161T	Flush pull with t-turn. Supplied with machine screws.	\$59.00	\$62.00	\$77.00

- For 1-3/8" or 1-3/4" thick doors.

- Flush pulls for other door thicknesses to be priced on application.

		FINISH GROUP 1T US4, US4NL, US26D	FINISH GROUP 2T US3, US3NL, US26, US10B, US14, US15, US19	SPECIAL ARCHITECTURAL FINISHES BN, BB, TN, TB, DURO, ESN, US15A, US5, US19LL
S161B	Blank flush pull.	\$43.00	\$45.00	\$59.00
S161E	Flush pull with emergency release.	\$58.00	\$60.00	\$75.00
S161T	Flush pull with t-turn.	\$59.00	\$62.00	\$77.00

- For 1-3/8" or 1-3/4" thick doors.

- Flush pulls for other door thicknesses to be priced on application.

2001ADAP Sliding Door Hardware Sets

HOW TO SPECIFY:

FUNCTION. BACKSET. FINISH. DOORTHICKNESS

EXAMPLE:

2001ADAP-3. 212. US15. 134

		FINISH GROUP 1T US4, US4NL, US26D US26D/US32D	FINISH GROUP 2T US3, US3NL, US26, US10B, US14, US15, US19	SPECIAL ARCHITECTURAL FINISHES BN, BB, TN, TB, DURO, ESN, US15A, US5, US19LL
Typical sets	Backset	2 1/2" or 2 3/4"	2 1/2" or 2 3/4"	2 1/2" or 2 3/4"
2001ADAP-1	Single Cylinder Set Includes: 2001SDL-1 Sliding Door Lock, Pair of Back-to-Back 7200P Pulls.	\$397.00	\$407.00	\$435.00
2001ADAP-2	Double Cylinder Sets Includes: 2001SDL-2 Sliding Door Lock. Pair of Back-to-Back 7200P Pulls.			
2001ADAP-3	Entry Set Includes: 2001SDL-3 Sliding Door Lock, 7200ADA T-turn, Pair of Back-to-Back 7200P Pulls	\$458.00	\$473.00	\$515.00
2001ADAP-3i	Entry Set with indicator Includes: 2001SDL-3 Sliding Door Lock, 7200ADA T-turn, Pair of Back-to-Back 7200P pulls, 7200Ci cylinder indicator	\$568.00	\$588.00	\$645.00
2001ADAP-3i x M62	Entry Set with M62 cylinder indicator Includes: 2001SDL-3 Sliding Door Lock, 7200ADA T-turn, Pair of Back-to-Back 7200P pulls, M62 cylinder indicator	\$680.00	\$700.00	\$755.00
2001ADAP-3ST	Classroom Deadlock Set Includes: 2001ST Classroom Deadlock (set can only be locked with a key), 7200ADA T-turn, Pair of Back-to-Back 7200P Pulls	\$518.00	\$533.00	\$575.00
2001ADAP-5	Privacy Set Includes: 2001SDL-5 Sliding Door Lock, 7200ER Emergency Coin Release, 7200ADA T-turn, Pair of Back-to-Back 7200P Pulls	\$513.00	\$533.00	\$589.00
2001ADAP-5i	Privacy Set with Indicator Includes: 2001SDL-5 Sliding Door Lock, 7200ER-i Emergency Coin Release with Indicator, 7200ADA T-turn, Pair of Back-to-Back 7200P Pulls	\$525.00	\$545.00	\$600.00
2001ADAP-5i x M58	Privacy Set with M58 indicator Includes: 2001SDL-5 Sliding Door Lock, 7200ADA T-turn, Pair of Back-to-Back 7200P pulls, M58 ER indicator	\$680.00	\$700.00	\$755.00
2001ADAP-5i x M61	Privacy Set with M61 indicator Includes: 2001SDL-5 Sliding Door Lock, 7200ADA T-turn, Pair of Back-to-Back 7200P pulls, M61 ER indicator			

NOTES

- 2-1/2" or 2-3/4" backset.
- For 1-3/8" or 1-3/4" thick doors.
- Cylinders not included, reference Support section for more information.
- Set will come standard with 7200P Pulls.
- For Passage Applications, Consider 7200P Back-to-Back Pulls, No Lock.



RMS Rapid Make + Ship Program:

Ship in 3 days | Specify RMS.2001ADAP-X | US26D/US32D | Add 20% to set cost
Shipping + Handling are additional | Limit 25 Sets Per Order

COMPLETE SET

9100ADAL Sliding Door Hardware Sets

HOW TO SPECIFY:

FUNCTION. BACKSET. FINISH. DOORTHICKNESS

EXAMPLE:

9100ADAL-3. 212. 72L/1E. US26D. 134

Set furnished with standard trim

		FINISH GROUP 1T US4, US4NL, US26D	FINISH GROUP 2T US3, US3NL, US26, US10B, US14, US15, US19	SPECIAL ARCHITECTURAL FINISHES BN, BB, TN, TB, DURO, ESN, US15A, US5, US19LL
Typical sets	Backset	2 ½" or 2 ¾"	2 ½" or 2 ¾"	2 ½" or 2 ¾"
9100ADAL-3	Entry Set Includes: 9100SDL Sliding Door Lock, 72L/1E-CD Outside Escutcheon with Lever, 72L/1E-ADA Inside Escutcheon with Lever and 7200ADA T-turn	\$710.00	\$748.00	\$855.00
9100ADAL-3ST	Classroom Deadlock Set (can only be locked with a key outside) Includes: 9100SDL Sliding Door Lock, 72L/1E-CD Outside Escutcheon with Lever, 72L/1E-B Inside Escutcheon with Lever (blank)	\$645.00	\$684.00	\$791.00
9100ADAL-5	Privacy Set Includes: 9100SDL Sliding Door Lock, 72L/1E-ED Outside Escutcheon with Lever and Emergency Coin Release, 72L/1E-ADA Inside Escutcheon with Lever and 7200ADA T-turn	\$724.00	\$761.00	\$869.00
9100ADAL-5i	Privacy Set with Indicator Includes: 9100SDL Sliding Door Lock, 72L/1E-Oi Outside Escutcheon with Lever and Emergency Release with Indicator, 72L/1E-ADA Inside Escutcheon with Lever and 7200ADA T-turn	\$737.00	\$774.00	\$882.00



NOTES

- 2-1/2" or 2-3/4" backset.
- For 1-3/4" thick doors.
- Other backsets and door thicknesses to be priced on application.
- Set will come standard with 72L/1E.
- For Double Door Applications, Consider 1E-BD.
- Other Accurate Trim Options available.

QUICK LINKS

[TRIM OPTIONS](#)

COMPLETE SET

SL9100ADA Self-Latching Sliding Door Hardware Sets

HOW TO SPECIFY:

FUNCTION. BACKSET. **TRIM.** FINISH. **HAND.** DOORTHICKNESS

EXAMPLE:

SL9153ADA. 212. 72L/1E. US26D. RH. 134

		FINISH GROUP 1T US4, US4NL, US26D	FINISH GROUP 2T US3, US3NL, US26, US10B,US14, US15, US19	SPECIAL ARCHITECTURAL FINISHES BN, BB, TN, TB, DURO, ESN, US15A, US5, US19LL
Backset		2 1/2" or 2 3/4"	2 1/2" or 2 3/4"	2 1/2" or 2 3/4"
SL9122ADA	Store Door Lockset Includes: SL9122, (2) 72L/1E-C Escutcheons with Cylinder Cutout and Active Levers	\$685.00	\$726.00	\$832.00
SL9124ADA	Dormitory/Entrance Lockset Includes: SL9124, 72L/1E-C Outside Escutcheon with Active Lever, 72L/1E-ADA Inside Escutcheon with Active Lever and Integrated 7200ADA T-turn	\$750.00	\$790.00	\$896.00
SL9125ADA	Passage Lockset Includes: SL9125, (2) 72L/1E-B Escutcheons with Active Levers	\$685.00	\$726.00	\$832.00
SL9134ADA	Hotel/Motel Lockset Includes SL9134, 72L/1E-C Escutcheon with Lever and Cylinder Cutout, 72L/1E-ADA Escutcheon with Lever and Integrated 7200ADA T-turn	\$750.00	\$790.00	\$896.00
SL9139ADA	Privacy Lockset Includes: SL9139, 72L/1E-E Escutcheon with Active Lever and Coin Emergency Release, 72L/1E-ADA Escutcheon with Active Lever and Integrated 7200ADA T-turn	\$764.00	\$803.00	\$910.00
SL9139iADA	Privacy Lockset Includes: SL9139, 72L/1E-Oi Escutcheon with Active Lever and ER with Indicator, 72L/1E-ADA Escutcheon with Active Lever and Integrated 7200ADA T-turn	\$777.00	\$816.00	\$923.00
SL9145ADA	Classroom Lockset Includes: SL9145, 72L/1E-C Escutcheon with Active Lever and Cylinder Cutout, 72L/1E-B Escutcheon with Active Lever	\$685.00	\$726.00	\$832.00
SL9153ADA	Entrance/Office Lockset Includes: SL9153, 72L/1E-C Escutcheon with Active Lever and Cylinder Cutout, 72L/1E-ADA Escutcheon with Active Lever and Integrated 7200ADA T-turn	\$750.00	\$790.00	\$896.00
SL9159ADA	Storeroom/Closet Lockset Includes SL9159, 72L/1E-CD Escutcheon with Lever and Cylinder Cutout, 72L/1E-B Escutcheon with Active Lever	\$685.00	\$726.00	\$832.00



NOTES

- 2-1/2" or 2-3/4" backset.
- For 1-3/8" or 1-3/4" thick doors.
- Other backsets and door thicknesses to be priced on application.
- Set will come standard with 72L/1E.
- Cylinders not included, reference Support section for more information.
- For other trim options, reference Trim section.

QUICK LINKS

[TRIM OPTIONS](#)

COMPLETE SET

SL9100PDL Self-Latching Pocket Door Hardware Sets

HOW TO SPECIFY:

FUNCTION. BACKSET. **FINISH.** HAND. DOORTHICKNESS

EXAMPLE:

SL9153PDL. 234. US26D. RH. 134

		FINISH GROUP 1T US4, US4NL, US26D	FINISH GROUP 2T US3, US3NL, US26, US10B, US14, US15, US19	SPECIAL ARCHITECTURAL FINISHES BN, BB, TN, TB, DURO, ESN, US15A, US5, US19LL
Backset		2 1/2" or 2 3/4"	2 1/2" or 2 3/4"	2 1/2" or 2 3/4"
SL9122PDL	Store Door Lockset Includes: SL9122, (2) SLFT-C Flush Pulls with Cylinder Cutout and Active Levers	\$685.00	\$726.00	\$832.00
SL9124PDL	Dormitory/Entrance Lockset Includes: SL9124, SLFT-C Flush Pull with Active Lever, SLFT-T Flush Pull with Active Lever and Integrated 7200ADA T-turn	\$750.00	\$790.00	\$896.00
SL9125PDL	Passage Lockset Includes: SL9125, (2) SLFT-B Flush Pulls with Active Levers	\$685.00	\$726.00	\$832.00
SL9134PDL	Hotel/Motel Lockset Includes SL9134, SLFTD-C Flush Pull with Lever and Cylinder Cutout, SLFT-T Flush Pull with Lever and Integrated 7200ADA T-turn	\$750.00	\$790.00	\$896.00
SL9139PDL	Privacy Lockset Includes: SL9139, SLFT-E Flush Pull with Active Lever and Emergency Coin Release, SLFT-T Flush Pull with Active Lever and Integrated 7200ADA T-turn			
SL9139iPDL	Privacy Lockset Includes: SL9139, SLFT-Oi Flush Pull with Active Lever and Emergency Coin Release with Indicator, SLFT-T Flush Pull with Active Lever and Integrated 7200ADA T-turn	\$777.00	\$816.00	\$923.00
SL9145PDL	Classroom Lockset Includes: SL9145, SLFT-C Flush Pull with Active Lever and Cylinder Cutout, SLFT-B Flush Pull with Active Lever	\$685.00	\$726.00	\$832.00
SL9153PDL	Entrance/Office Lockset Includes: SL9153, SLFT-C Outside Flush Pull with Active Lever and Cylinder Cutout, SLFT-T Inside Flush Pull with Active Lever and Integrated 7200ADA T-turn	\$750.00	\$790.00	\$896.00
SL9159PDL	Storeroom/Closet Lockset Includes SL9159, SLFTD-C Outside Flush Pull with Lever and Cylinder Cutout, SLFT-B Inside Flush Pull with Active Lever	\$685.00	\$726.00	\$832.00



NOTES

- 2-1/2" or 2-3/4" backset.
- For 1-3/4" thick doors.
- Other backsets and door thicknesses to be priced on application.
- Cylinders not included, reference Support section for more information.

9100BDL Barn Door Hardware Sets | ADA Trim

HOW TO SPECIFY:

TRIM. FUNCTION. BACKSET. FINISH. HAND. DOORTHICKNESS

EXAMPLE:

ADA. 9100BDL-3ST. 6. US10B. LH. 134

		FINISH GROUP 1T US4, US4NL, US26D	FINISH GROUP 2T US3, US3NL, US26, US10B, US14, US15, US19	SPECIAL ARCHITECTURAL FINISHES BN, BB, TN, TB, DURO, ESN, US15A, US5, US19LL
Typical sets	Backset	6"	6"	6"
9100BDL-3	Entry Set Includes: 9100BDL-3 Barn Door Lock, 7200ADA T-turn, Pair of Back-to-Back 7200P Pulls			
9100BDL-3ST	Classroom Deadlock Set Includes: 9100BDL-3ST Classroom Deadlock (set can only be locked with a key), 7200ADA T-turn, Pair of Back-to-Back 7200P Pulls	\$678.00	\$694.00	\$738.00
9100BDL-5	Privacy Set Includes: 9100BDL-5 Barn Door Lock, 7200ER Emergency Coin Release, 7200ADA T-turn, Pair of Back-to-Back 7200P Pulls	\$733.00	\$754.00	\$812.00
9100BDL-5i	Privacy Set with Indicator Includes: 9100BDL-5i Barn Door Lock, 7200ER-i Emergency Coin Release with Indicator, 7200ADA T-turn, Pair of Back-to-Back 7200P Pulls	\$745.00	\$766.00	\$823.00



NOTES

- 6" backset, for 1-3/4" thick doors (3" Door overlap, 3/8" to 1/2" gap).
- Call for assistance with other door thicknesses.
- Cylinders not included, reference Support section for more information.
- For handing information, reference Support section.

COMPLETE SET

9100BDL Barn Door Hardware Sets

2002 Flush Pull Trim | Exposed Fasteners

HOW TO SPECIFY:

TRIM. FUNCTION. BACKSET. FINISH. HAND. DOORTHICKNESS

EXAMPLE:

S. 9100BDL-5. 6. US3NL. RH. 134

		FINISH GROUP 1T US4, US4NL, US26D	FINISH GROUP 2T US3, US3NL, US26, US10B, US14, US15, US19	SPECIAL ARCHITECTURAL FINISHES BN, BB, TN, TB, DURO, ESN, US15A, US5, US19LL
Typical sets	Backset	6"	6"	6"
9100BDL-3	Entry Set Includes: 9100BDL-3 Barn Door Lock, S2002C/S2002T Flush Pulls	\$558.00	\$575.00	\$625.00
9100BDL-3ST	Classroom Deadlock Set Includes: 9100BDL-3ST Classroom Barn Door Lock (set can only be locked with a key), S2002C/S2002T Flush Pulls			
9100BDL-5	Privacy Set Includes: 9100BDL-5 Barn Door Lock, S2002T/S2002E Flush Pulls	\$573.00	\$590.00	\$641.00
9100BDL-5i	Privacy Set with Indicator Includes: 9100BDL-5i Barn Door Lock, S2002T/S2002-Oi Flush Pulls	\$633.00	\$650.00	\$701.00



NOTES

- 6" backset, for 1-3/4" thick doors (3" Door overlap, 3/8" to 1/2" gap).
- Call for assistance with other door thicknesses.
- Cylinders not included, reference Support section for more information.
- For handing information, reference Support section.

COMPLETE SET

9100BDL Barn Door Hardware Sets

2002 Flush Pull Trim | Concealed Fasteners

HOW TO SPECIFY:

TRIM. FUNCTION. BACKSET. FINISH. HAND. DOORTHICKNESS

EXAMPLE:

24S. 9100BDL-5. 6. US3NL. RH. 134

		FINISH GROUP 1T US4, US4NL, US26D	FINISH GROUP 2T US3, US3NL, US26, US10B, US14, US15, US19	SPECIAL ARCHITECTURAL FINISHES BN, BB, TN, TB, DURO, ESN, US15A, US5, US19LL
Typical sets	Backset	6"	6"	6"
9100BDL-3	Entry Set Includes: 9100BDL-3 Barn Door Lock, CS2002C/CS2002T Flush Pulls	\$594.00	\$611.00	\$661.00
9100BDL-3ST	Classroom Deadlock Set Includes: 9100BDL-3ST Classroom Barn Door Lock (set can only be locked with a key), CS2002C/CS2002T Flush Pulls			
9100BDL-5	Privacy Set Includes: 9100BDL-5 Barn Door Lock, CS2002T/CS2002E Flush Pulls	\$609.00	\$626.00	\$677.00
9100BDL-5i	Privacy Set with Indicator Includes: 9100BDL-5i Barn Door Lock, CS2002T/CS2002-Oi Flush Pulls	\$641.00	\$658.00	\$709.00



NOTES

- 6" backset, for 1-3/4" thick doors (3" Door overlap, 3/8" to 1/2" gap).
- Call for assistance with other door thicknesses.
- Cylinders not included, reference Support section for more information.
- For handing information, reference Support section.

COMPLETE SET

9100BDL Barn Door Hardware Sets | **Combination Trim ADA Pull + Flush Pull | Exposed Fasteners**

HOW TO SPECIFY:

TRIM. FUNCTION. BACKSET. FINISH. HAND. DOOR THICKNESS

EXAMPLE:

S/7200ADA. 9100BDL-5. 6. US3NL. LH. 134

		FINISH GROUP 1T US4, US4NL, US26D	FINISH GROUP 2T US3, US3NL, US26, US10B, US14, US15, US19	SPECIAL ARCHITECTURAL FINISHES BN, BB, TN, TB, DURO, ESN, US15A, US5, US19LL
Typical sets	Backset	6"	6"	6"
9100BDL-3	Entry Set Includes: 9100BDL-3 Barn Door Lock OUTSIDE: S2002C Flush Pull INSIDE: 7200ADA T-turn, Single 7200P-S Pull	\$668.00	\$690.00	\$749.00
	Entry Set Includes: 9100BDL-3 Barn Door Lock OUTSIDE: Single 7200P-S Pull INSIDE: S2002T Flush Pull	\$626.00	\$643.00	\$689.00
9100BDL-3ST	Classroom Deadlock Set Includes: 9100BDL-3ST Classroom Barn Door Lock (set can only be locked with a key) OUTSIDE: S2002C Flush Pull INSIDE: 7200ADA T-turn, Single 7200P-S Pull	\$668.00	\$690.00	\$749.00
	Classroom Deadlock Set Includes: 9100BDL-3ST Classroom Barn Door Lock (set can only be locked with a key) OUTSIDE: Single 7200P-S Pull INSIDE: S2002T Flush Pull	\$626.00	\$643.00	\$689.00
9100BDL-5	Privacy Set Includes: 9100BDL-5 Barn Door Lock OUTSIDE: S2002E Flush Pull INSIDE: 7200ADA T-turn, Single 7200P-S Pull	\$683.00	\$705.00	\$765.00
	Privacy Set Includes: 9100BDL-5 Barn Door Lock OUTSIDE: 7200ER, Single 7200P-S Pull INSIDE: S2002T Flush Pull	\$681.00	\$703.00	\$763.00
9100BDL-5i	Privacy Set with Indicator Includes: 9100BDL-5i Barn Door Lock OUTSIDE: S2002-0i INSIDE: 7200ADA T-turn, Single 7200P-S Pull	\$715.00	\$737.00	\$797.00
	Privacy Set with Indicator Includes: 9100BDL-5i Barn Door Lock OUTSIDE: 7200ERi, Single 7200P-S Pull INSIDE: S2002T	\$693.00	\$715.00	\$774.00



NOTES

- 6" backset, for 1-3/4" thick doors (3" Door overlap, 3/8" to 1/2" gap).
- Call for assistance with other door thicknesses.
- Cylinders not included, reference Support section for more information.
- For handling information, reference Support section.

9100BDL Barn Door Hardware Sets | Combination Trim ADA Pull + Flush Pull | Concealed Fasteners

HOW TO SPECIFY:

TRIM. FUNCTION. BACKSET. FINISH. HAND. DOORTHICKNESS

EXAMPLE:

CS/7200ADA. 9100BDL-5. 6. US3NL. LH. 134

		FINISH GROUP 1T US4, US4NL, US26D	FINISH GROUP 2T US3, US3NL, US26, US10B, US14, US15, US19	SPECIAL ARCHITECTURAL FINISHES BN, BB, TN, TB, DURO, ESN, US15A, US5, US19LL
Typical sets	Backset	6"	6"	6"
9100BDL-3	Entry Set Includes: 9100BDL-3 Barn Door Lock OUTSIDE: CS2002C Flush Pull INSIDE: 7200ADA T-turn, Single 7200P-S Pull	\$686.00	\$708.00	\$748.00
	Entry Set Includes: 9100BDL-3 Barn Door Lock OUTSIDE: Single 7200P-S Pull INSIDE: CS2002T Flush Pull	\$644.00	\$661.00	\$707.00
9100BDL-3ST	Classroom Deadlock Set Includes: 9100BDL-3ST Classroom Barn Door Lock (set can only be locked with a key) OUTSIDE: CS2002C Flush Pull INSIDE: 7200ADA T-turn, Single 7200P-S Pull	\$686.00	\$708.00	\$748.00
	Classroom Deadlock Set Includes: 9100BDL-3ST Classroom Barn Door Lock (set can only be locked with a key) OUTSIDE: Single 7200P-S Pull INSIDE: CS2002T Flush Pull	\$644.00	\$661.00	\$707.00
9100BDL-5	Privacy Set Includes: 9100BDL-5 Barn Door Lock OUTSIDE: CS2002E Flush Pull INSIDE: 7200ADA T-turn, Single 7200P-S Pull	\$701.00	\$723.00	\$783.00
	Classroom Deadlock Set Includes: 9100BDL-5 OUTSIDE: 7200ER, Single 7200P-S Pull INSIDE: CS2002T	\$699.00	\$721.00	\$781.00
9100BDL-5i	Privacy Set with Indicator Includes: 9100BDL-5i Barn Door Lock OUTSIDE: CS2002-Oi INSIDE: 7200ADA T-turn, Single 7200P-S Pull	\$733.00	\$755.00	\$815.00
	Privacy Set with Indicator Includes: 9100BDL-5i Barn Door Lock OUTSIDE: 7200ERi, Single 7200P-S Pull INSIDE: CS2002T	\$711.00	\$733.00	\$792.00



NOTES

- 6" backset, for 1-3/4" thick doors (3" Door overlap, 3/8" to 1/2" gap).
- Call for assistance with other door thicknesses.
- Cylinders not included, reference Support section for more information.
- For handing information, reference Support section.

COMPLETE SET

9500VR Vertical Rod Locksets | ADA Trim

HOW TO SPECIFY:



TRIM. FUNCTION. BACKSET. FINISH. HAND. DOORTHICKNESS. VERTICAL DIMENSION

HOW TO SPECIFY:

ADA. 9500VRB-5. 5. US3NL. LH. 134. 39

			FINISH GROUP 1T US4, US4NL, US26D	FINISH GROUP 2T US3, US3NL, US26, US10B, US14, US15, US19	SPECIAL ARCHITECTURAL FINISHES BN, BB, TN, TB, DURO, ESN, US15A, US5, US19LL
Typical sets	Typical sets	Backset	5" Minimum	5" Minimum	5" Minimum
9500VRB-1	9500VRT-1	Single Cylinder Set Includes: 9500VR Vertical Rod Lock, Pair of 7200P Back-to-Back Pulls	\$1,094.00	\$1,106.00	\$1,135.00
9500VRB-3	9500VRT-3	Entry Set Includes: 9500VR Vertical Rod Lock, 7200ADA T-turn, Pair of Back-to-Back 7200P Pulls	\$1,155.00	\$1,172.00	\$1,215.00
9500VRB-3ST	9500VRT-3ST	Deadlock Set Includes: 9500VR Vertical Rod Lock (set can only be locked with a key), 7200ADA T-turn, Pair of Back-to-Back 7200P Pulls			
9500VRB-4	9500VRT-4	Privacy Set Includes: 9500VR Vertical Rod Lock, 7200ADA T-turn, Pair of Back-to-Back 7200P Pulls			
9500VRB-5	9500VRT-5	Privacy Set Includes: 9500VR Vertical Rod Lock, 7200ADA T-turn, 7200ER Emergency Release, Pair of Back-to-Back 7200P Pulls	\$1,210.00	\$1,232.00	\$1,289.00
9500VRB-5i	9500VRT-5i	Privacy Set with Indicator Includes: 9500VR Vertical Rod Lock, 7200ERi Emergency Release with Indicator, 7200ADA T-turn, Pair of Back-to-Back 7200P Pulls	\$1,222.00	\$1,244.00	\$1,300.00

SPECIAL 10% DISCOUNT FOR ORDERS OF 10 OR MORE



NOTES

- Specify 9500VRB to lock into the bottom, 9500VRT to lock into top.
- Vertical dimension: from centerline of cylinder or thumb turn to finished floor.
- 5" minimum backset recommended.
- Call for assistance with other backsets and door thicknesses.
- Cylinders not included, reference Support section for more information.
- For handing information, reference Support section.
- Pricing applies to sets for 1 3/8" or 1 3/4" thick doors.
- Other door thicknesses to be priced on application.

COMPLETE SET

9500VR Vertical Rod Locksets | Flush Pull Trim 24R or 2002 Flush Pulls | Exposed Fasteners

HOW TO SPECIFY:



TRIM. FUNCTION. BACKSET. FINISH. HAND. DOORTHICKNESS. VERTICAL DIMENSION

HOW TO SPECIFY:

S2002. 9500VRT. 212. US3NL. LH. 134. 39

			FINISH GROUP 1T US4, US4NL, US26D	FINISH GROUP 2T US3, US3NL, US26, US10B, US14, US15, US19	SPECIAL ARCHITECTURAL FINISHES BN, BB, TN, TB, DURO, ESN, US15A, US5, US19LL
Typical sets	Typical sets	Backset	2½" Minimum	2½" Minimum	2½" Minimum
9500VRB-1	9500VRT-1	Single Cylinder Set Includes: 9500VR Vertical Rod Lock, Pair of Back-to-Back Flush Pulls	\$1,016.00	\$1,034.00	\$1,082.00
9500VRB-3	9500VRT-3	Entry Set Includes: 9500VR Vertical Rod Lock, Pair of Back-to-Back Flush Pulls			
9500VRB-3ST	9500VRT-3ST	Classroom Deadlock Set Includes: 9500VR Vertical Rod Lock (set can only be locked with a key), Pair of Back-to-Back Flush Pulls			
9500VRB-4	9500VRT-4	Privacy Set Includes: 9500VR Vertical Rod Lock, Pair of Back-to-Back Flush Pulls			
9500VRB-5	9500VRT-5	Privacy Set Includes: 9500VR Vertical Rod Lock, Pair of Back-to-Back Flush Pulls	\$1,050.00	\$1,068.00	\$1,118.00

SPECIAL 10% DISCOUNT FOR ORDERS OF 10 OR MORE



NOTES

- Specify 9500VRB to lock into the bottom, 9500VRT to lock into top.
- Vertical dimension: from centerline of cylinder or thumb turn to finished floor.
- 2-1/2" minimum backset recommended.
- Call for assistance with other backsets and door thicknesses.
- Cylinders not included, reference Support section for more information.
- For handing information, reference Support section.
- Pricing applies to sets for 1 3/4" thick doors.
Other door thicknesses to be priced on application.

COMPLETE SET

9500VR Vertical Rod Locksets | Flush Pull Trim 24S or 2002 Flush Pulls | Concealed Fasteners

HOW TO SPECIFY:


TRIM. FUNCTION. BACKSET. FINISH. HAND. DOORTHICKNESS. VERTICAL DIMENSION

HOW TO SPECIFY:

S2002. 9500VRB-5. 212. US3NL. LH. 134. 39

			FINISH GROUP 1T US4, US4NL, US26D	FINISH GROUP 2T US3, US3NL, US26, US10B, US14, US15, US19	SPECIAL ARCHITECTURAL FINISHES BN, BB, TN, TB, DURO, ESN, US15A, US5, US19LL
Typical sets	Typical sets	Backset	2½" Minimum	2½" Minimum	2½" Minimum
9500VRB-1	9500VRT-1	Single Cylinder Set Includes: 9500VR Vertical Rod Lock, Pair of Back-to-Back Flush Pulls	\$1,052.00	\$1,070.00	\$1,118.00
9500VRB-3	9500VRT-3	Entry Set Includes: 9500VR Vertical Rod Lock, Pair of Back-to-Back Flush Pulls			
9500VRB-3ST	9500VRT-3ST	Classroom Deadlock Set Includes: 9500VR Vertical Rod Lock (set can only be locked with a key), Pair of Back-to-Back Flush Pulls			
9500VRB-4	9500VRT-4	Privacy Set Includes: 9500VR Vertical Rod Lock, Pair of Back-to-Back Flush Pulls	\$1,086.00	\$1,104.00	\$1,154.00
9500VRB-5	9500VRT-5	Privacy Set Includes: 9500VR Vertical Rod Lock, Pair of Back-to-Back Flush Pulls			

SPECIAL 10% DISCOUNT FOR ORDERS OF 10 OR MORE



NOTES

- Specify 9500VRB to lock into the bottom, 9500VRT to lock into top.
 - Vertical dimension: from centerline of cylinder or thumb turn to finished floor.
 - 2-1/2" minimum backset recommended.
 - Call for assistance with other backsets and door thicknesses.
 - Cylinders not included, reference Support section for more information.
 - For handing information, reference Support section.
 - Pricing applies to sets for 1 3/4" thick doors.
- Other door thicknesses to be priced on application.

ADA Sliding and Pocket Door Locks

		FINISH GROUP 1 US4, US4NL, US32D, US26D	FINISH GROUP 2 US3, US3NL, US26, US32, US9, US10, US10B, US14, US15, US19	SPECIAL ARCHITECTURAL FINISHES BN, BB, TN, TB, DURO, ESN, US15A, US5, US19LL
2001SDL	Sliding Door Lock (2001SDL-1, 2001SDL-2, 2001SDL-3, 2001SDL-4, 2001SDL-5)	\$173.00	\$179.00	\$192.00
2001ST	Classroom Deadlock Sliding Door Lock	\$233.00	\$239.00	\$252.00
9100SDL	Sliding Door Lock with Emergency Egress for Use with Active Levers	\$263.00	\$270.00	\$285.00
SL91XX	Self-latching Sliding/Pocket Door Lock with Emergency Egress (please specify function)	\$303.00	\$312.00	\$326.00
9100BDL	Barn Door Lock for Sliding Door Applications, 6" Backsets, (other backsets to be priced on application)	\$393.00	\$400.00	\$415.00
9500VR	Vertical Rod Lock for Sliding Door Applications, variable backsets	\$870.00	\$878.00	\$892.00

NOTES

- Locks only, 2-1/2" or 2-3/4" backset.
- Other backsets, price on application.

LOCK ONLY

SL-1700SDL Narrow Backset Self-Latching Mortise Lock for Sliding Doors

HOW TO SPECIFY:

FUNCTION. 118. **TRIM.** **FINISH.** **HAND.** **DOORTHICKNESS**

HOW TO SPECIFY:

SL-1759SDL. 118. 19L/1R. **US26D.** RH. 134

		FINISH GROUP 1 US4, US4NL, US32D, US26D	FINISH GROUP 2 US3, US3NL, US26, US32, US9, US10, US10B, US14, US15, US19	SPECIAL ARCHITECTURAL FINISHES BN, BB, TN, TB, DURO, ESN, US15A, US5, US19LL
SL-1725SDL	Passage	Price on Application		
SL-1758SDL	Institution or Asylum			
SL-1759SDL	Storeroom or Closet			

NOTES

- Specify trim manufacturer, spindle size or Accurate trim options.
- Locks only, no cylinders or trim included.

GLASS
DOORS

G87 + G087 Series Glass Patch Hardware Sets
G16/G016 Series Glass Patch Hardware Sets
G17/G017 Series Glass Patch Hardware Sets
GR86 Series Rabbeted Glass Patch Hardware Sets
GR87 Series Rabbeted Glass Patch Hardware Sets
GS87 Series Glass Patch Hardware Sets
G2002 Pocket Door Glass Patch
G-CYL Series Glass Patch | Cylindrical Locks
G-ML Series Glass Patch | Mortise Locks
G-ML-CRL Series Glass Patch
Glass Patch | Strike Options

COMPLETE SET

G87 + G087 Series Glass Patch Hardware Sets

HOW TO SPECIFY:

FUNCTION. BACKSET. TRIM. FINISH. HAND. DOORTHICKNESS

HOW TO SPECIFY:

G8724. 2. 72L. US28. LH. 1/2

			FINISHES US28, ESN, US19
G8700ADL	G08700ADL	Active Dummy Lock	\$799.00
G8701	G08701	Deadlock (Single Cylinder)	\$723.00
G8702	G08702	Deadlock (Double Cylinder)	
G8703	G08703	Deadlock (Cylinder x T-turn)	\$761.00
G8704	G08704	Deadlock (T-turn Inside Only)	
G8705	G08705	Deadlock (ER x T-turn)	\$799.00
G8722	G08722	Store Door Lock	\$945.00
G8724	G08724	Dormitory/Entrance/Storeroom	
G8725	G08725	Passage	\$876.00
G8739	G08739	Privacy x ER	\$945.00
G8742	G08742	Entry/Public Restroom	
G8745	G08745	Classroom	
G8748	G08748	Entrance	
G8749	G08749	Entrance	
G8756	G08756	Entrance/Office	
G8759	G08759	Storeroom/Closet	

SPECIAL 10% DISCOUNT FOR ORDERS OF 10 OR MORE

NOTES

- G87 for swing door applications. 2" backset standard.
- G087 for offset swing door applications, 2" backset standard.
- Glass Patch Sets fit standard 1/2" thick glass doors, other door thicknesses available, special order. Price on application.

- Set will come standard with 72L levers.
- Includes lock body, patch assembly, levers and ASA strike (unless specified otherwise).

QUICK LINKS

[TRIM OPTIONS](#)

[STRIKE OPTIONS](#)

COMPLETE SET

G16/GO16 Series Glass Patch Hardware Sets

HOW TO SPECIFY:

FUNCTION. BACKSET. TRIM. FINISH. HAND. DOORTHICKNESS

HOW TO SPECIFY:

G1602. 118. 29L. US28. RH. 1/2

			FINISHES US28, ESN, US19
G1601	GO1601	Deadlock (Single Cylinder)	\$723.00
G1602	GO1602	Deadlock (Double Cylinder)	
G1603	GO1603	Deadlock (Cylinder x T-turn)	\$729.00
G1604	GO1604	Deadlock (T-turn Inside Only)	

NOTES

- G16 for swinging doors, 1-1/8" backset standard.
- GO16 for offset swinging doors, 1-1/8" backset standard.
- Glass Patch Sets fit standard 1/2" thick glass doors, other door thicknesses available, special order.

- Set will come standard with 29L levers.
- Includes lock body, patch assembly, levers and ASA strike (unless specified otherwise).

QUICK LINKS

TRIM OPTIONS

STRIKE OPTIONS

COMPLETE SET

G17/GO17 Series Glass Patch Hardware Sets

HOW TO SPECIFY:

FUNCTION. BACKSET. TRIM. FINISH. HAND. DOORTHICKNESS

HOW TO SPECIFY:

G1725. 118. 29L. US28. RH. 1/2

			FINISHES US28, ESN, US19
G1700ADL	GO1700ADL	Active Dummy Lock	\$799.00
G1725	GO1725	Passage	\$876.00
G1753	GO1753	Entrance	\$1,048.00
G1756	GO1756	Entrance/Office	\$945.00
G1757	GO1757	Entrance/Office	
G1758	GO1758	Institution or Asylum	
G1759	GO1759	Storeroom/Closet	

SPECIAL 10% DISCOUNT FOR ORDERS OF 10 OR MORE

NOTES

- G17 for swinging doors, 1-1/8" backset standard.
- GO17 for offset swinging doors, 1-1/8" backset standard.
- Glass Patch Sets fit standard 1/2" thick glass doors, other door thicknesses available, special order.

- Set will come standard with 29L levers.
- Includes lock body, patch assembly, levers and ASA strike (unless specified otherwise).

QUICK LINKS

TRIM OPTIONS

STRIKE OPTIONS

COMPLETE SET

GR86 Series Rabbeted Glass Patch Hardware Sets

HOW TO SPECIFY:

FUNCTION. **BACKSET.** **TRIM.** **FINISH.** **HAND.** **DOORTHICKNESS**

HOW TO SPECIFY:

GR8656. **112.** **72L.** **US19.** **RH.** **1/2**

		FINISHES US28, ESN, US19
GR8624	Entrance	\$876.00
GR8625	Passage	
GR8639	Privacy	
GR8656	Entrance/Office	
GR8659	Storeroom/Closet	

SPECIAL 10% DISCOUNT FOR ORDERS OF 10 OR MORE

NOTES

- GR86 for offset glass applications.
- 1-1/2" backset standard.
- Glass Patch Sets fit standard 1/2" thick glass doors. Other door thicknesses available, special order.

- Set will come with 72L levers.
- Includes lock body, patch assembly, and levers.

QUICK LINKS

[TRIM OPTIONS](#)

[STRIKE OPTIONS](#)

COMPLETE SET

GR87 Series Rabbeted Glass Patch Hardware Sets

HOW TO SPECIFY:

FUNCTION. **BACKSET.** **TRIM.** **FINISH.** **HAND.** **DOORTHICKNESS**

HOW TO SPECIFY:

GR8756. **112.** **72L.** **US19.** **RH.** **1/2**

		FINISHES US28, ESN, US19
GR8701	Deadlock	\$876.00
GR8702	Deadlock	
GR8703	Deadlock	
GR8703	Deadlock	
GR8705	Deadlock	
GR8724	Entrance	
GR8725	Passage	
GR8739	Privacy	
GR8756	Entrance/Office	
GR8759	Storeroom/Closet	

SPECIAL 10% DISCOUNT FOR ORDERS OF 10 OR MORE

NOTES

- GR87 for offset glass applications.
- Glass Patch Sets fit standard 1/2" thick glass doors.
- Other door thicknesses available, special order.

- 1-1/2" backset standard.
- Set will come with 72L levers.
- Includes lock body, patch assembly, and levers.

QUICK LINKS

[TRIM OPTIONS](#)

[STRIKE OPTIONS](#)

COMPLETE SET

GS87 Series Glass Patch Hardware Sets

HOW TO SPECIFY:

FUNCTION. BACKSET. TRIM. FINISH. HAND. DOORTHICKNESS

HOW TO SPECIFY:

GS87-3. 2. 72L. US28. RH. 1/2

		FINISHES US28, ESN, US19
GS87-3	Entry (Cylinder x T-turn)	\$944.00
GS87-3ST	Classroom Deadlock (Cylinder x T-turn, can only be locked with key outside)	
GS87-5	Privacy (ER x T-turn)	
GS87-5i	Privacy with Indicator (ERi x T-turn)	

NOTES

- GS87 for offset glass applications.
- 2" backset standard.
- Glass Patch Sets fit standard 1/2" thick glass doors, other door thicknesses available, special order.

- Set will come with 72L levers.
- Includes lock body, patch assembly, levers and ASA strike (unless specified otherwise).

QUICK LINKS

[TRIM OPTIONS](#)

[STRIKE OPTIONS](#)

G2002 Pocket Door Glass Patch

		FINISHES US28, ESN, US19
G2002-1	Single Cylinder	\$1,133.00
G2002-2	Double Cylinder	
G2002-3	Entry	
G2002-4	Patio	
G2002-5	Privacy	

SPECIAL 10% DISCOUNT FOR ORDERS OF 10 OR MORE

G-CYL Series Glass Patch | Cylindrical Locks

HOW TO SPECIFY:

FUNCTION. BACKSET. FINISH. HAND. DOORTHICKNESS

HOW TO SPECIFY:

G-CYL. 234. ESN. RH. 1/2

		FINISHES ESN, US19
G-CYL	Cylindrical Lock Patch Kit	\$362.00
G-CYL-NDEB	Cylindrical Lock Patch Kit for Schlage NDEB Series Wifi Lock	\$421.00

NOTES

- G-CYL for swinging door applications.
- Patch only, lock not included.
- 2-3/4" backset standard.
- Glass Patch Sets fit standard 1/2" thick glass doors, other door thicknesses available, special order.
- US28 Finish available for G-CYL-NDEB.

QUICK LINKS

TRIM OPTIONS

STRIKE OPTIONS

G-ML Series Glass Patch | Mortise Locks

HOW TO SPECIFY:

FUNCTION. BACKSET. FINISH. HAND. DOORTHICKNESS

HOW TO SPECIFY:

G-ML. 234. ESN. LH. 1/2

		FINISHES ESN, US19
G-ML	Mortise Lock Patch Kit (6" x 10")	\$503.00
G-ML-LE	Mortise Lock Patch Kit for Schlage LE Series Wifi Lock	\$556.00

SPECIAL 10% DISCOUNT FOR ORDERS OF 10 OR MORE

NOTES

- G-ML for swinging door applications.
- Patch only (6"x 10"), lock not included.
Other options price on application.
- 2-3/4" backset standard.
- Specify mortise lock manufacturer, function and trim type (sectional or escutcheon).
- Glass Patch Sets fit standard 1/2" thick glass doors, other door thicknesses available, special order.

QUICK LINKS

TRIM OPTIONS

STRIKE OPTIONS

G-ML-CRL Series Glass Patch

HOW TO SPECIFY:

MODEL. **BACKSET.** **LOCKSERIES.** **FINISH.** **HAND.** **DOORTHICKNESS.** **STRIKEOPTION**

HOW TO SPECIFY:

G-ML-CRL. **234.** **ML2060.** **US19.** **RH.** **1/2.** **G-ML-CRL-GPS**

		FINISHES US28, ESN, US19
G-ML-CRL	Mortise Lock Patch Kit (6"x10")	\$502.00

NOTES

- Designed to retrofit CR Laurence centered on glass patch kits. - 2-3/4" backset standard for 1/2" thick tempered glass.
- Patch only (6" x 10"), lock not included. Other options price on application.

QUICK LINKS

TRIM OPTIONS

STRIKE OPTIONS

Glass Patch Kit | Strike Options

		FINISHES US28, ESN, US19
G87-GPS	Glass Patch Strike for G87 or G087	\$362.00
G17-GPS	Glass Patch Strike for G17	
GS87-GPS	Glass Patch Strike for GS87	
G2002-GPS	Glass Patch Strike for G2002	Price on Application
GS87-DWSTK	Drywall Strike for GS87	\$209.00
GS87-DWSTK-DP	Drywall Strike, Dust Proof Style for GS87	\$313.00
G-CYL-GPS	Glass Patch Strike for G-CYL	\$362.00
G-CYL-GPS-E	Glass Patch for G-CYL Electric Strike (by others)	\$401.00
G-CYL-NDEB-GPS	Glass Patch Strike for G-CYL-NDEB	\$440.00
G-ML-GPS	Glass Patch Strike for G-ML	\$470.00
G-ML-CRL-GPS	Glass Patch Strike for G-ML-CRL	
G-ML-GPS-E	Glass Patch Strike for G-ML Electric Strike (by others)	\$541.00

PLEASE CONTACT US FOR YOUR SPECIFIC REQUIREMENTS.



TRIM

Flush Pulls | Exposed Fasteners
Flush Pulls | Concealed Fasteners
Privacy Flush Pulls | Exposed Fasteners
Privacy Flush Pulls | Concealed Fasteners
Drop Ring Pulls
Edge Pulls
Levers
Knobs
Pulls
Mounting Accessory
Mortise Roses
Blank Mortise Escutcheons
Mortise Escutcheons with Cylinder Cutout
Mortise Escutcheons with Thumb Turn
Mortise Escutcheons with Emergency Release
Other Mortise Escutcheons
Tubular Roses
Tubular Thumb Turns
Tubular Cylinder Housing
Tubular Escutcheons with Thumb Turn
Tubular Escutcheons with Cylinder Housing
Blank Tubular Escutcheons
Tubular Escutcheons with Emergency Release
Bit Key Lock Escutcheons
Bit Key Lock Roses
Screen + Interior Door Trim
Accessories
Occupancy Indicators
Cylinders
Stock Thumb Turn Mortise Cylinders
Stock Rim Cylinders
Mortise Cylinder Collars

Flush Pulls | Exposed Fasteners




FE7001



FE7002



FE5001



FE5002

Flush Pulls | Concealed Fasteners



FC7001



FC7002



FC5001



FC5002



FC5005



FC5007



FC3003



FC3004



FC3005



FC3127



FC2143



FC2144

		FINISH GROUP 1T US4, US4NL, US26D	FINISH GROUP 2T US3, US3NL, US26, US10B, US14, US15, US19	SPECIAL ARCHITECTURAL FINISHES BN, BB, TN, TB, DURO, ESN, US15A, US5, US19LL
FE7001	7" Rectangular Flush Pull, Exposed Screws	\$125.00	\$129.00	\$144.00
FE7002	7" Obround Flush Pull, Exposed Screws			
FE5001	5" Rectangular Flush Pull, Exposed Screws	\$101.00	\$107.00	\$121.00
FE5002	5" Obround Flush Pull, Exposed Screws			

- For use on 1-3/4" thick doors. - US32D or US32 stainless flush pulls are available on special order. Pricing based on application.

		FINISH GROUP 1T US4, US4NL, US26D	FINISH GROUP 2T US3, US3NL, US26, US10B, US14, US15, US19	SPECIAL ARCHITECTURAL FINISHES BN, BB, TN, TB, DURO, ESN, US15A, US5, US19LL
FC7001	7" Rectangular Flush Pull, Concealed Screws	\$125.00	\$129.00	\$144.00
FC7002	7" Obround Flush Pull, Concealed Screws			
FC5001	5" Rectangular Flush Pull, Concealed Screws	\$102.00	\$107.00	\$121.00
FC5002	5" Obround Flush Pull, Concealed Screws			
FC5005	5" Oval Flush Pull, Concealed Screws	\$127.00	\$132.00	\$146.00
FC5007	5" Rectangular Flush Pull, Concealed Screws	\$61.00	\$66.00	\$81.00
FC3003	3" Square Flush Pull, Concealed Screws	\$102.00	\$107.00	\$121.00
FC3004	3" Round Flush Pull, Concealed Screws			
FC3005	3" Oval Flush Pull, Concealed Screws	\$115.00	\$119.00	\$133.00
FC3127	3-1/2" Rectangular Flush Pull, Concealed Screws	\$58.00	\$62.00	\$77.00
FC2143	2-1/4" Square Flush Pull, Concealed Screws	\$70.00	\$74.00	\$88.00
FC2144	2-1/4" Round Flush Pull, Concealed Screws			

- For use on 1-3/4" thick doors. - US32D or US32 stainless flush pulls are available on special order. Pricing based on application.

Privacy Flush Pulls | Exposed Fasteners



FE9006E



FE9006T

Privacy Flush Pulls | Concealed Fasteners



FC7346E



FC7346T

Drop Ring Pulls



22DR



23DR



24DR

		FINISH GROUP 1T US4, US4NL, US26D	FINISH GROUP 2T US3, US3NL, US26, US10B, US14, US15, US19	SPECIAL ARCHITECTURAL FINISHES BN, BB, TN, TB, DURO, ESN, US15A, US5, US19LL
FE9006E	9" Rectangular Flush Pull with ER	\$206.00	\$211.00	\$219.00
FE9006T	9" Rectangular Flush Pull with T-turn			

- For use on 1-3/4" thick doors. - US32D or US32 stainless flush pulls are available on special order. Pricing based on application.

		FINISH GROUP 1T US4, US4NL, US26D	FINISH GROUP 2T US3, US3NL, US26, US10B, US14, US15, US19	SPECIAL ARCHITECTURAL FINISHES BN, BB, TN, TB, DURO, ESN, US15A, US5, US19LL
FC7346E	7-3/4" Rectangular Flush Pull with ER	\$225.00	\$230.00	\$244.00
FC7346T	7-3/4" Rectangular Flush Pull with T-turn			

- For use on 1-3/4" thick doors. - US32D or US32 stainless flush pulls are available on special order. Pricing based on application.


		FINISH GROUP 1T US4, US4NL, US26D	FINISH GROUP 2T US3, US3NL, US26, US10B, US14, US15, US19	SPECIAL ARCHITECTURAL FINISHES BN, BB, TN, TB, DURO, ESN, US15A, US5, US19LL
22DR	Square Drop Ring Pull, Concealed Fasteners	\$337.00		
23DR	Round Drop Ring Pull, Concealed Fasteners			
24DR	Square Drop Ring Pull, Exposed Fasteners			

- For use on 1-3/4" thick doors. - Compatible with mortise locks in place of knobs. - Surface mounted or custom through-bolted options available. Call for assistance.


Edge Pulls



E SERIES



EA SERIES



EJ SERIES



ES SERIES



EAA SERIES



ESA SERIES

E Series		FINISH GROUP 1T US4, US4NL, US26D	FINISH GROUP 2T US3, US3NL, US26, US10B, US14, US15, US19	SPECIAL ARCHITECTURAL FINISHES BN, BB, TN, TB, DURO, ESN, US15A, US5, US19LL
E2121	Edge Pull 2-½" x 1-½"	\$34.00	\$40.00	\$55.00
E2122	Edge Pull 2-½" x 2"			
E5001	Edge Pull 5" x 1-½"			
E5002	Edge Pull 5" x 2"			
EA Series		FINISH GROUP 1T US4, US4NL, US26D	FINISH GROUP 2T US3, US3NL, US26, US10B, US14, US15, US19	SPECIAL ARCHITECTURAL FINISHES BN, BB, TN, TB, DURO, ESN, US15A, US5, US19LL
EA4015	Edge Pull 4" x 1-½"	\$48.00	\$53.00	\$68.00
EA4020	Edge Pull 4" x 2"			
EJ Series		FINISH GROUP 1T US4, US4NL, US26D	FINISH GROUP 2T US3, US3NL, US26, US10B, US14, US15, US19	SPECIAL ARCHITECTURAL FINISHES BN, BB, TN, TB, DURO, ESN, US15A, US5, US19LL
EJ4001	Edge Pull 4" x 2-¾"	\$48.00	\$53.00	\$68.00
EJ4002	Edge Pull 4" x 2-7/8"			
EJ4003	Edge Pull 4" x 2"			
EJ4004	Edge Pull 4" x 1-5/8"			
EJ4005	Edge Pull 4" x 1-3/8"			
ES Series		FINISH GROUP 1T US4, US4NL, US26D	FINISH GROUP 2T US3, US3NL, US26, US10B, US14, US15, US19	SPECIAL ARCHITECTURAL FINISHES BN, BB, TN, TB, DURO, ESN, US15A, US5, US19LL
ES4001	Edge Pull 4" x 2-¾"	\$81.00	\$103.00	\$117.00
ES4002	Edge Pull 4" x 3-¼"	\$96.00	\$101.00	\$117.00
ES4003	Edge Pull 4" x 2-¾"	\$83.00	\$88.00	\$103.00
ES4004	Edge Pull 4" x 2"			
ES4005	Edge Pull 4" x 1-¾"			
EAA Series		FINISH GROUP 1T US4, US4NL, US26D	FINISH GROUP 2T US3, US3NL, US26, US10B, US14, US15, US19	SPECIAL ARCHITECTURAL FINISHES BN, BB, TN, TB, DURO, ESN, US15A, US5, US19LL
EAA4001	Edge Pull 4" x 2-½"	\$71.00	\$76.00	\$91.00
EAA6001	Edge Pull 6" x 2-½"			
EAA4002	Edge Pull 4" x 3"	\$83.00	\$88.00	\$103.00
EAA6002	Edge Pull 6" x 3"			
ESA Series		FINISH GROUP 1T US4, US4NL, US26D	FINISH GROUP 2T US3, US3NL, US26, US10B, US14, US15, US19	SPECIAL ARCHITECTURAL FINISHES BN, BB, TN, TB, DURO, ESN, US15A, US5, US19LL
ESA4001	Edge Pull 4" x 2-¾"	\$83.00	\$88.00	\$103.00
ESA6001	Edge Pull 6" x 2-¾"			
ESA4002	Edge Pull 4" x 3-¼"	\$96.00	\$101.00	\$117.00
ESA6002	Edge Pull 6" x 3-¼"			

- Please call for assistance with custom sizes.

Levers



15L



16L




17L



18L



19L



20L



21L



24L



29L



39L



72L



74L

		AVAILABLE FINISHES US28, ESN, US19, CVB
15L	Each 15L Lever	\$157.00
16L	Each 16L Lever	
17L	Each 17L Lever	

		FINISH GROUP 1T US4, US4NL, US26D	FINISH GROUP 2T US3, US3NL, US26, US10B, US14, US15, US19	SPECIAL ARCHITECTURAL FINISHES BN, BB, TN, TB, DURO, ESN, US15A, US5, US19LL
18L	Each 18L Lever	\$145.00	\$157.00	\$188.00
19L	Each 19L Lever			
20L	Each 20L Lever *			
21L	Each 21L Lever			
24L	Each 24L Lever			
29L	Each 29L Lever			
39L	Each 39L Lever *			
72L	Each 72L Lever			
74L	Each 74L Lever			

- Always check door and frame conditions against lever design.

* Not recommended for use with Tubular Locks

Knobs



20K



19K



17K

Pulls



7200P



7200P-S



7200P-10



7200P-S-10

Mounting Accessory



SSD

		FINISH GROUP 1T US4, US4NL, US26D	FINISH GROUP 2T US3, US3NL, US26, US10B, US14, US15, US19	SPECIAL ARCHITECTURAL FINISHES BN, BB, TN, TB, DURO, ESN, US15A, US5, US19LL
20K	Each 20K Knob	\$145.00	\$157.00	\$188.00
19K	Each 19K Knob			
17K	Each 17K Knob			

- To pair with mortise or tubular locks.

		FINISH GROUP 1T US4, US4NL, US26D	FINISH GROUP 2T US3, US3NL, US26, US10B, US14, US15, US19	SPECIAL ARCHITECTURAL FINISHES BN, BB, TN, TB, DURO, ESN, US15A, US5, US19LL
7200P	Pair of Back-to-Back Pulls	\$224.00	\$228.00	\$243.00
7200P-S	7200P Pull Handle for Single-Sided Mounting	\$141.00	\$146.00	\$159.00
7200P-10	7200P-10 Pair of Back-to-Back Pulls to pair with M8800ELR (10" minimum center-to-center)	\$257.00	\$262.00	\$279.00
7200P-S-10	7200P-S-10 Pull Handle for Single-Sided Mounting to pair with M8800ELR (10" minimum center-to-center)	\$161.00	\$166.00	\$183.00

- Other sizes available, priced on application.

		FINISH GROUP 1T US4, US4NL, US26D	FINISH GROUP 2T US3, US3NL, US26, US10B, US14, US15, US19	SPECIAL ARCHITECTURAL FINISHES BN, BB, TN, TB, DURO, ESN, US15A, US5, US19LL
SSD	Single Sided Through-Bolting Disc for use on single-side trim applications with Accurate mortise locks	\$95.00		

Mortise Roses




1R




2R



4R




17R




18R



19R



20R



21R

		FINISH GROUP 1T US4, US4NL, US26D	FINISH GROUP 2T US3, US3NL, US26, US10B, US14, US15, US19	SPECIAL ARCHITECTURAL FINISHES BN, BB, TN, TB, DURO, ESN, US15A, US5, US19LL
1R	Each 1R Rose	\$46.00	\$50.00	\$65.00
2R	Each 2R Rose			
4R	Each 4R Rose			
17R	Each 17R Rose			
18R	Each 18R Rose			
19R	Each 19R Rose			
20R	Each 20R Rose			
21R	Each 21R Rose			

- To pair with mortise locks.

Blank Mortise Escutcheons



1E-B



17E-B



18E-B



19E-B



20E-B



21E-B

Mortise Escutcheons With Cylinder Cutout



1E-C



17E-C



18E-C



19E-C



20E-C



21E-C

		FINISH GROUP 1T US4, US4NL, US26D	FINISH GROUP 2T US3, US3NL, US26, US10B, US14, US15, US19	SPECIAL ARCHITECTURAL FINISHES BN, BB, TN, TB, DURO, ESN, US15A, US5, US19LL
1E-B	Each 1E-B Blank Escutcheon Plate	\$46.00	\$50.00	\$65.00
17E-B	Each 17E-B Blank Escutcheon Plate	\$73.00	\$81.00	\$97.00
18E-B	Each 18E-B Blank Escutcheon Plate			
19E-B	Each 19E-B Blank Escutcheon Plate			
20E-B	Each 20E-B Blank Escutcheon Plate			
21E-B	Each 21E-B Blank Escutcheon Plate			

- To pair with mortise locks. - For Dummy Versions, Specify -D (e.g. 1E-BD)

		FINISH GROUP 1T US4, US4NL, US26D	FINISH GROUP 2T US3, US3NL, US26, US10B, US14, US15, US19	SPECIAL ARCHITECTURAL FINISHES BN, BB, TN, TB, DURO, ESN, US15A, US5, US19LL
1E-C	Each 1E-C Escutcheon Plate with Cylinder Cutout	\$46.00	\$50.00	\$65.00
17E-C	Each 17E-C Escutcheon Plate with Cylinder Cutout	\$73.00	\$81.00	\$97.00
18E-C	Each 18E-C Escutcheon Plate with Cylinder Cutout			
19E-C	Each 19E-C Escutcheon Plate with Cylinder Cutout			
20E-C	Each 20E-C Escutcheon Plate with Cylinder Cutout			
21E-C	Each 21E-C Escutcheon Plate with Cylinder Cutout			

- To pair with mortise locks. - For Dummy Versions, Specify -D (e.g. 1E-CD)
- Cylinder not included.

Mortise Escutcheons With Thumb Turn



1E-T



17E-T



18E-T



19E-T



20E-T



21E-T

Mortise Escutcheons With Emergency Release



1E-E



17E-E



18E-E



19E-E



20E-E



21E-E

		FINISH GROUP 1T US4, US4NL, US26D	FINISH GROUP 2T US3, US3NL, US26, US10B, US14, US15, US19	SPECIAL ARCHITECTURAL FINISHES BN, BB, TN, TB, DURO, ESN, US15A, US5, US19LL
1E-T	Each 1E-T Escutcheon Plate with Thumb Turn	\$85.00	\$88.00	\$105.00
17E-T	Each 17E-T Escutcheon Plate with Thumb Turn	\$112.00	\$126.00	\$144.00
18E-T	Each 18E-T Escutcheon Plate with Thumb Turn			
19E-T	Each 19E-T Escutcheon Plate with Thumb Turn			
20E-T	Each 20E-T Escutcheon Plate with Thumb Turn			
21E-T	Each 21E-T Escutcheon Plate with Thumb Turn			

- To pair with mortise locks. - For 1-3/4" thick doors, other door thicknesses available, price on application.


		FINISH GROUP 1T US4, US4NL, US26D	FINISH GROUP 2T US3, US3NL, US26, US10B, US14, US15, US19	SPECIAL ARCHITECTURAL FINISHES BN, BB, TN, TB, DURO, ESN, US15A, US5, US19LL
1E-E	Each 1E-E Escutcheon Plate with Emergency Release	\$60.00	\$63.00	\$79.00
17E-E	Each 17E-E Escutcheon Plate with Emergency Release	\$87.00	\$101.00	\$118.00
18E-E	Each 18E-E Escutcheon Plate with Emergency Release			
19E-E	Each 19E-E Escutcheon Plate with Emergency Release			
20E-E	Each 20E-E Escutcheon Plate with Emergency Release			
21E-E	Each 21E-E Escutcheon Plate with Emergency Release			

- To pair with mortise locks. - For 1-3/4" thick doors, other door thicknesses available, price on application.

Other Mortise Escutcheons



1E-01



1E-ADA



1E-175B




1E-175C


		FINISH GROUP 1T US4, US4NL, US26D	FINISH GROUP 2T US3, US3NL, US26, US10B, US14, US15, US19	SPECIAL ARCHITECTURAL FINISHES BN, BB, TN, TB, DURO, ESN, US15A, US5, US19LL
1E-Oi	Each 1E-Oi Escutcheon Plate with Occupancy Indicator	\$73.00	\$76.00	\$92.00
1E-ADA	Each 1E-ADA Escutcheon Plate with 7200ADA Thumb Turn	\$111.00	\$114.00	\$129.00
1E-175B	Each 1E-175B Narrow Escutcheon Plate designed for use with 1700/M1700E Narrow Backset Locks	\$46.00	\$50.00	\$65.00
1E-175C	Each 1E-175C Narrow Escutcheon Plate designed for use with 1700/M1700E Narrow Backset Locks			

- To pair with mortise locks. - For 1-3/4" thick doors, other door thicknesses available, price on application.


Tubular Roses



1TR
1TR-E
1TR-P




17TR
17TR-E
17TR-P




18TR
18TR-E
18TR-P



19TR
19TR-E
19TR-P



20TR
20TR-E
20TR-E



21R
21R-E
21R-P

		FINISH GROUP 1T US4, US4NL, US26D	FINISH GROUP 2T US3, US3NL, US26, US10B, US14, US15, US19	SPECIAL ARCHITECTURAL FINISHES BN, BB, TN, TB, DURO, ESN, US15A, US5, US19LL
1TR	Round Rose for Tubular Latch	\$46.00	\$50.00	\$65.00
1TR-E				
1TR-P				
17TR	Square Rose for Tubular Latch			
17TR-E				
17TR-P				
18TR	Square Rose for Tubular Latch			
18TR-E				
18TR-P				
19TR	Round Rose for Tubular Latch			
19TR-E				
19TR-P				
20TR	Round Rose for Tubular Latch			
20TR-E				
20TR-P				
21TR	Square Rose for Tubular Latch			
21TR-E				
21TR-P				

TR = Tubular Rose


TR-E = Tubular Rose Emergency Release

TR-P = Tubular Rose Privacy Pin

Tubular Thumb Turns




17R-T




18R-T



19R-T



20R-T



21R-T

Tubular Cylinder Housing



17R-C



18R-C



19R-C



20R-C



21R-C

		FINISH GROUP 1T US4, US4NL, US26D	FINISH GROUP 2T US3, US3NL, US26, US10B, US14, US15, US19	SPECIAL ARCHITECTURAL FINISHES BN, BB, TN, TB, DURO, ESN, US15A, US5, US19LL
17R-T	Square Thumb Turn with Rosette	\$40.00	\$44.00	\$57.00
18R-T	Square Thumb Turn with Rosette			
19R-T	Round Thumb Turn with Rosette			
20R-T	Round Thumb Turn with Rosette			
21R-T	Square Thumb Turn with Rosette			

- For 1-3/4" thick doors, other door thicknesses available, price on application.

		FINISH GROUP 1T US4, US4NL, US26D	FINISH GROUP 2T US3, US3NL, US26, US10B, US14, US15, US19	SPECIAL ARCHITECTURAL FINISHES BN, BB, TN, TB, DURO, ESN, US15A, US5, US19LL
17R-C	Square Cylinder Housing	\$40.00	\$44.00	\$57.00
18R-C	Square Cylinder Housing			
19R-C	Round Cylinder Housing			
20R-C	Round Cylinder Housing			
21R-C	Square Cylinder Housing			

Rim Cylinder add \$53.00 (not included)

Tubular Escutcheons With Thumb Turn



17TE-T



18TE-T



19TE-T



20TE-T



21TE-T

Tubular Escutcheons With Cylinder Housing



17TE-C



18TE-C



19TE-C



20TE-C



21TE-C

		FINISH GROUP 1T US4, US4NL, US26D	FINISH GROUP 2T US3, US3NL, US26, US10B, US14, US15, US19	SPECIAL ARCHITECTURAL FINISHES BN, BB, TN, TB, DURO, ESN, US15A, US5, US19LL
17TE-T	Rectangular Escutcheon with Thumb Turn	\$100.00	\$103.00	\$120.00
18TE-T	Rectangular Escutcheon with Thumb Turn			
19TE-T	Oval Escutcheon with Thumb Turn			
20TE-T	Oval Escutcheon with Thumb Turn			
21TE-T	Rectangular Escutcheon with Thumb Turn			

- For 1-3/4" thick doors, other door thicknesses available, price on application.

		FINISH GROUP 1T US4, US4NL, US26D	FINISH GROUP 2T US3, US3NL, US26, US10B, US14, US15, US19	SPECIAL ARCHITECTURAL FINISHES BN, BB, TN, TB, DURO, ESN, US15A, US5, US19LL
17TE-C	Rectangular Escutcheon with Cylinder Housing	\$66.00	\$71.00	\$86.00
18TE-C	Rectangular Escutcheon with Cylinder Housing			
19TE-C	Oval Escutcheon with Cylinder Housing			
20TE-C	Oval Escutcheon with Cylinder Housing			
21TE-C	Rectangular Escutcheon with Cylinder Housing			

Blank Tubular Escutcheons



17TE-B



18TE-B



19TE-B



20TE-B



21TE-B

Tubular Escutcheons With Emergency Release



17TE-E



18TE-E



19TE-E



20TE-E



21TE-E

		FINISH GROUP 1T US4, US4NL, US26D	FINISH GROUP 2T US3, US3NL, US26, US10B, US14, US15, US19	SPECIAL ARCHITECTURAL FINISHES BN, BB, TN, TB, DURO, ESN, US15A, US5, US19LL
17TE-B	Each Blank Escutcheon Plate	\$46.00	\$50.00	\$65.00
18TE-B	Each Blank Escutcheon Plate			
19TE-B	Each Blank Escutcheon Plate			
20TE-B	Each Blank Escutcheon Plate			
21TE-B	Each Blank Escutcheon Plate			

		FINISH GROUP 1T US4, US4NL, US26D	FINISH GROUP 2T US3, US3NL, US26, US10B, US14, US15, US19	SPECIAL ARCHITECTURAL FINISHES BN, BB, TN, TB, DURO, ESN, US15A, US5, US19LL
17TE-E	Each Blank Escutcheon Plate with Emergency Release	\$60.00	\$63.00	\$79.00
18TE-E	Each Blank Escutcheon Plate with Emergency Release			
19TE-E	Each Blank Escutcheon Plate with Emergency Release			
20TE-E	Each Blank Escutcheon Plate with Emergency Release			
21TE-E	Each Blank Escutcheon Plate with Emergency Release			

- For 1-3/4" thick doors, other door thicknesses available, price on application.

Bit Key Lock Escutcheons



9T-K



90-K

Bit Key Lock Roses



90-BK



9R-BK




9T-BK

		FINISH GROUP 1 T US4, US4NL, US26D	FINISH GROUP 2T US3, US3NL, US26, US10B, US14, US15, US19	SPECIAL ARCHITECTURAL FINISHES BN, BB, TN, TB, DURO, ESN, US15A, US5, US19LL
Escutcheons				
9T-K	Large Traditional Escutcheon with Bit Key Cutout	\$29.00	\$35.00	\$47.00
90-K	Large Ovalo Escutcheon with Bit Key Cutout			

		FINISH GROUP 1 T US4, US4NL, US26D	FINISH GROUP 2T US3, US3NL, US26, US10B, US14, US15, US19	SPECIAL ARCHITECTURAL FINISHES BN, BB, TN, TB, DURO, ESN, US15A, US5, US19LL
Roses				
90-BK	Small Oval Bit Key Rose	\$29.00	\$35.00	\$47.00
9R-BK	Small Round Bit Key Rose			
9T-BK	Small Round Bit Key Rose			

Screen + Interior Door Trim



6RS



6RS-E



6RS-T



6RS-T



6RS



6RS-E



6RS-T



6T-O



6T-E



6T-T



60-O



60-E



60-T

HOW TO SPECIFY:
PRODUCT. FINISH. DOORTHICKNESS

EXAMPLE:
6Y. US4. 118

		FINISH GROUP 1T US4, US4NL, US26D	FINISH GROUP 2T US3, US3NL, US26, US10B, US14, US15, US19	SPECIAL ARCHITECTURAL FINISHES BN, BB, TN, TB, DURO, ESN, US15A, US5, US19LL
Levers and Knobs				
6Y	York Lever	\$55.00	\$60.00	\$74.00
6Y-D	York Dummy Lever			
6S	Stamford Lever			
6S-D	Dummy Stamford Lever			
6C	Colonial Knob			
6C-D	Dummy Colonial Knob			
6R	Redondo Knob			
6R-D	Dummy Redondo Knob			
Roses				
6RS	Rose	\$29.00	\$34.00	\$47.00
6RS-HD	Dummy Rose (One Side Only)			
6RS-FD	Dummy Rose (Pair)	\$58.00	\$68.00	\$94.00
6RS-E	Rose with Emergency Access	\$29.00	\$34.00	\$47.00
6RS-T	Rose with T-turn	\$36.00	\$41.00	\$55.00
Escutcheons				
6T-O	Traditional Escutcheon	\$29.00	\$34.00	\$47.00
6T-HD	Dummy Traditional Escutcheon (One Side Only)			
6T-FD	Dummy Traditional Escutcheon (Pair)			
6T-E	Traditional Escutcheon with Emergency Access	\$29.00	\$34.00	\$47.00
6T-T	Traditional Escutcheon with T-turn	\$36.00	\$41.00	\$55.00
6O-O	Ovalo Escutcheon	\$29.00	\$34.00	\$47.00
6O-HD	Dummy Ovalo Escutcheon (One Side Only)			
6O-FD	Dummy Ovalo Escutcheon (Pair)	\$58.00	\$68.00	\$94.00
6O-E	Ovalo Escutcheon with Emergency Access	\$29.00	\$34.00	\$47.00
6O-T	Ovalo Escutcheon with T-turn	\$36.00	\$41.00	\$55.00

- For use with 6500 Screen Door Lock and Bit Key Locks.
- Specify item number and door thickness.
- Each item is sold individually.

- For 1-1/8" thick doors.
- For door thicknesses up to 2 1/4", please add \$68.00
- Other door thicknesses: Price on application.

Accessories



7200ADA



7200ER



ER-C1



ER-C2



ER-C1K



ER-C2K



2001BSTK



04



MC-L



MC-S



AL500EP



84-1



8790



GF1106



FE158-1



FE158-3/4



7200CC



1129



17DS



18DS



19DS

		FINISH GROUP 1T US4, US4NL, US26D	FINISH GROUP 2T US3, US3NL, US26, US10B, US14, US15, US19	SPECIAL ARCHITECTURAL FINISHES BN, BB, TN, TB, DURO, ESN, US15A, US5, US19LL
7200ADA	ADA Thumb turn	\$61.00	\$66.00	\$80.00
7200ER	Emergency Coin Release	\$55.00	\$60.00	\$74.00
ER-C1	Traditional ER Cover	\$65.00	\$62.00	\$68.00
ER-C2	Contemporary ER Cover			
ER-C1K	Knurled Traditional ER Cover	\$76.00	\$81.00	\$87.00
ER-C2K	Knurled Contemporary ER Cover			
2001BSTK	Barn Door Strike (to oppose 2001 lock 1-3/4" door thickness, 3/8" to 1/2" gap, please specify)	\$245.00	\$250.00	\$265.00
04	Transom Bolt	\$155.00	\$159.00	\$174.00
MC-L	Large Magnetic Catch			
MC-S	Small Magnetic Catch	\$140.00	\$144.00	\$156.00
AL500EP	Counter Balance Edge Pull	\$155.00	\$159.00	\$174.00
84-1	Angle Stop	\$34.00	\$39.00	\$53.00
8790	Dust Proof Strike	\$151.00	\$156.00	\$169.00
GF1106	Thumb Turn	\$40.00	\$44.00	\$57.00
FE158-1	1" Knife Edge Pull	\$44.00	\$49.00	\$63.00
FE158-3/4	3/4" Knife Edge Pull			
7200Occ	7200 Occupancy Indicator/ADA Through-bolted Combo (for use with 7205 privacy deadlocks)	\$230.00	\$237.00	\$286.00
1129	1129 T-turn disc (internal part, no finish) Specify: 1129-9100/8800 1129-8500 1129-300	\$68.00		
17DS	Stepped and Grooved Cap Door Stop	\$52.00	\$58.00	\$64.00
18DS	Simple Flat Cap Door Stop			
19DS	Domed Cap Door Stop			

- For use on 1-3/4" thick doors.

Occupancy Indicators



7200ERI



7200CI



7200SCI



M58




M61



M62



R-TTI



S-TTI

		FINISH GROUP 1T US4, US4NL, US26D	FINISH GROUP 2T US3, US3NL, US26, US10B, US14, US15, US19	SPECIAL ARCHITECTURAL FINISHES BN, BB, TN, TB, DURO, ESN, US15A, US5, US19LL
7200ERi	Emergency Coin Release with Indicator	\$67.00	\$72.00	\$85.00
7200Ci	Occupancy Indicator	\$110.00	\$115.00	\$130.00
7200SCi	Occupancy Indicator			
M58	Occupancy Indicator	\$222.00	\$227.00	\$240.00
M61	Occupancy Indicator			
M62	Occupancy Indicator			
R-TTI	Round Thumb Turn Indicator	\$70.00	\$75.00	\$88.00
S-TTI	Square Thumb Turn Indicator			

- For use on 1-3/4" thick doors.

Cylinders

	US3, US4, US26, US26D US32D, US5, US10B	OTHER FINISHES
C7124-KD ¾" Long, LOCKWOOD LA Keyway, KEYED DIFFERENT	\$39.00	Price on Application
C7124-KA ¾" Long, LOCKWOOD LA Keyway, KEYED ALIKE	\$53.00	
C7165-KD 1" Long, SCHLAGE C Keyway, KEYED DIFFERENT	\$39.00	
C7165-KA 1" Long, SCHLAGE C Keyway, KEYED ALIKE	\$53.00	
C7185-KD 1-½" Long, SCHLAGE C Keyway, KEYED DIFFERENT	\$39.00	
C7185-KA 1-½" Long, SCHLAGE C Keyway, KEYED ALIKE	\$53.00	
C7205-KD 1-¼" Long, SCHLAGE C Keyway, KEYED DIFFERENT	\$39.00	
C7205-KA 1-¼" Long, SCHLAGE C Keyway, KEYED ALIKE	\$53.00	
C7225-KD 1-¾" Long, SCHLAGE C Keyway, KEYED DIFFERENT	\$177.00	
C7225-KA 1-¾" Long, SCHLAGE C Keyway, KEYED ALIKE		
C7245-KD 1-½" Long, SCHLAGE C Keyway, KEYED DIFFERENT		
C7245-KA 1-½" Long, SCHLAGE C Keyway, KEYED ALIKE		
C7265-KD 1-⅝" Long, SCHLAGE C Keyway, KEYED DIFFERENT		
C7265-KA 1-⅝" Long, SCHLAGE C Keyway, KEYED ALIKE		
C7285-KD 1-¾" Long, SCHLAGE C Keyway, KEYED DIFFERENT		
C7285-KA 1-¾" Long, SCHLAGE C Keyway, KEYED ALIKE		
C7305-KD 1-⅞" Long, SCHLAGE C Keyway, KEYED DIFFERENT		
C7305-KA 1-⅞" Long, SCHLAGE C Keyway, KEYED ALIKE		
C7325-KD 2" Long, SCHLAGE C Keyway, KEYED DIFFERENT		
C7325-KA 2" Long, SCHLAGE C Keyway, KEYED ALIKE		

- Accurate offers ILCO mortise cylinders in the lengths and keyways listed above.
- All cylinders are supplied with Accurate's clover leaf cam.
- For recommended cylinder lengths, reference Support section.

Stock Thumb Turn Mortise Cylinders

C7161 1" Long	\$53.00	Price on Application
C7181 1-½" Long		

Stock Rim Cylinders

	US3, US4, US26, US26D US32D, US5, US10B	OTHER FINISHES
C7076 6-pin Cylinder	\$53.00	Price on Application

Mortise Cylinder Collars

	US3, US4, US26, US26D US32D, US5, US10B	OTHER FINISHES
2002C.138	\$26.00	Price on Application
2002C.134		

OTHER FINISHES PRICE ON APPLICATION

THOM FILICIA
FOR ACCURATE

Granby Collection
Henderson Collection
Aurora Collection
Carrera Collection
Roses + Escutcheons
Thumb Turns
Pocket Door Sets
Etched Rectangular Flush Pulls
5000TG Entry Thumb Grip Trim
Rigid Pulls
Finials
Door Stop
Granby Cabinet Hardware
Henderson Cabinet Hardware
Aurora Cabinet Hardware
Carrera Cabinet Hardware

COMPLETE SET

Granby Collection

HOW TO SPECIFY:

TF. COLLECTION. ROSE/ESCUTCHEON. LOCK. BACKSET. FINISH. HAND. DOORTHICKNESS

EXAMPLES:

GRANBY KNOB | CONVEX ROUND ROSE | ENTRY SET

TF. GK. R-CVR. 9148. 234. TB. RH. 134

GRANBY LEVER | CONCAVE ROUND ROSE | INTERIOR PRIVACY SET

TF. GL. R-CCR. 9539. 212. US14. LH. 134

GRANBY LEVER | CONVEX SQUARE ROSE | TUBULAR PASSAGE SET

TF. GL. R-CVS. TL2225. 238. US19. RH. 138

		FINISHES				
		BB, US19LL.M, TB, US3NL, US4, US4NL, US14, TN, US15A, US19				
Trim Code	Trim Styles	9100 Mortise Entry/Privacy Set	9100 Mortise Passage Set	9500/9800 Mortise Interior Privacy Set	9500/9800 Mortise Interior Passage Set	Tubular Privacy/Passage Set
GK	Granby Knob	\$575.00	\$495.00	\$450.00	\$410.00	\$390.00
GL	Granby Lever					

NOTES

- Entry sets supplied with 9148 mortise lock.

QUICK LINKS

[ROSES/ESCUTCHEONS](#)



GRANBY KNOB
GK
SHOWN IN US19LL.M



GRANBY LEVER
GL
SHOWN IN TB

COMPLETE SET

Henderson Collection

HOW TO SPECIFY:

TF. COLLECTION. ROSE/ESCUTCHEON. LOCK. BACKSET. FINISH. HAND. DOORTHICKNESS

EXAMPLES:

HENDERSON SQUARE KNOB | CONVEX SQUARE ESCUTCHEON | ENTRY SET

TF. HSK. E-CS. 9148. 234. US15A. RH. 134

HENDERSON OCTAGONAL LEVER | CONVEX OCTAGONAL ROSE | INTERIOR PASSAGE SET

TF. HOL. R-COV. 9525. 212. US3NL. RH. 134

HENDERSON ROUND LEVER | CONCAVE SQUARE ROSE | TUBULAR PASSAGE SET

TF. HRL. R-CCS. TL2225. 238. TN. LH. 138

		FINISHES BB, US19LL.M, TB, US3NL, US4, US4NL, US14, TN, US15A, US19				
Trim Code	Trim Styles	9100 Mortise Entry/Privacy Set	9100 Mortise Passage Set	9500/9800 Mortise Interior Privacy Set	9500/9800 Mortise Interior Passage Set	Tubular Privacy/Passage Set
HSK	Square Knob	\$575.00	\$495.00	\$450.00	\$410.00	\$390.00
HRK	Round Knob					
HHK	Hex Knob					
HRL	Round Lever					
HOL	Octagonal Lever					

NOTES

- Entry sets supplied with 9148 mortise lock.

QUICK LINKS

[ROSES/ESCUTCHEONS](#)



SQUARE KNOB
HSK
SHOWN IN US15A



ROUND KNOB
HRK
SHOWN IN TN



HEX KNOB
HHK
SHOWN IN US14



ROUND LEVER
HRL
SHOWN IN TB



OCTAGONAL LEVER
HOL
SHOWN IN US3NL

COMPLETE SET

Aurora Collection

HOW TO SPECIFY:

TF. COLLECTION. ROSE/ESCUTCHEON. LOCK. BACKSET. FINISH. HAND. DOORTHICKNESS

EXAMPLES:

AURORA OVAL KNOB WALLPAPER INLAY | CONVEX ROUND ESCUTCHEON | ENTRY SET

TF. AOK. I-W. E-CR. 9148. 234. US19LL.M/US3NL. LH. 134

AURORA RECTANGLE LEVER ETCHED INLAY | CONCAVE SQUARE ROSE | INTERIOR PASSAGE SET

TF. ARL. I-E. R-CSS. 9525. 212. BB/US3NL. RH. 134

AURORA TAPERED LEVER | CONCAVE ROUND ROSE | TUBULAR PASSAGE SET

TF. ATL. R-CCR. TL2225. 238. US15A. RH. 138

		FINISHES				
		BB, US19LL.M, TB, US3NL, US4, US4NL, US14, TN, US15A, US19				
Trim Code	Trim Styles	9100 Mortise Entry/Privacy Set	9100 Mortise Passage Set	9500/9800 Mortise Interior Privacy Set	9500/9800 Mortise Interior Passage Set	Tubular Privacy/Passage Set
ARK	Round Knob	\$575.00	\$495.00	\$450.00	\$410.00	\$390.00
AOK	Oval Knob					
AHK	Hex Knob					
ARL	Rectangle Lever					
ATL	Tapered Lever					

NOTES

- Entry sets supplied with 9148 mortise lock.

QUICK LINKS

[ROSES/ESCUTCHEONS](#)



ROUND KNOB
ARK
SHOWN IN US19LL.M
WITH US3NL ETCHED INLAY



OVAL KNOB
AOK
SHOWN IN US19LL.M
WITH WALLPAPER INLAY



HEX KNOB
AHK
SHOWN IN US19LL.M
WITH TB HAMMERED INLAY



TAPERED LEVER
ATL
SHOWN IN US19LL.M



RECTANGLE LEVER
ARL
SHOWN IN BB
WITH US3NL ETCHED INLAY

COMPLETE SET

Carrera Collection

HOW TO SPECIFY:

TF. COLLECTION. ROSE/ESCUTCHEON. LOCK. BACKSET. FINISH. HAND. DOORTHICKNESS

EXAMPLES:

CARRERA KNOB | CONVEX SQUARE ESCUTCHEON | ENTRY SET

TF. CK. E-CS. 9144. 212. BB. LH. 134

CARRERA LEVER | CONVEX SQUARE ROSE | INTERIOR PRIVACY SET

TF. CL. R-CVS. 9539. 212. US4. LH. 134

CARRERA LEVER | CONCAVE HEXAGONAL ROSE | TUBULAR PASSAGE SET

TF. CL. R-CCH. TL2225. 234. BB. RH. 138

		FINISHES				
		BB, US19LL.M, TB, US3NL, US4, US4NL, US14, TN, US15A, US19				
Trim Code	Trim Styles	9100 Mortise Entry/Privacy Set	9100 Mortise Passage Set	9500/9800 Mortise Interior Privacy Set	9500/9800 Mortise Interior Passage Set	Tubular Privacy/Passage Set
CK	Carrera Knob	\$575.00	\$495.00	\$450.00	\$410.00	\$390.00
CL	Carrera Lever					

NOTES

- Entry sets supplied with 9148 mortise lock.

QUICK LINKS

[ROSES/ESCUTCHEONS](#)



CARRERA KNOB
CK
SHOWN IN US4



CARRERA LEVER
CL
SHOWN IN BB

Roses




CONCAVE HEXAGONAL R-CCH
SHOWN IN US4



CONVEX SQUARE R-CVS
SHOWN IN US14



CONCAVE ROUND R-CCR
SHOWN IN US19



CONCAVE SQUARE R-CCS
SHOWN IN TN



CONVEX SLOT R-CS
SHOWN IN US15A



CONVEX OCTAGONAL R-CVO
SHOWN IN US19LL.M



CONVEX HEXAGONAL R-CVH
SHOWN IN US19LL.M



CONVEX ROUND R-CVR
SHOWN IN BB

Escutcheons



CONVEX OCTAGONAL
E-CO
SHOWN IN US19LL.M




CONVEX ROUND
E-CR
SHOWN IN TB



CONVEX SQUARE
E-CS
SHOWN IN TN

Thumb Turns


		FINISH GROUP 1T US4, US4NL, US26D	FINISH GROUP 2T US3, US3NL, US26, US10B, US14, US15, US19	SPECIAL ARCHITECTURAL FINISHES BN, BB, TN, TB, DURO, ESN, US15A, US5, US19LL
TF.O-TT.SR	Oval Thumb Turn with Square Rosette	\$61.00	\$66.00	\$80.00
TF.O-TT.RR	Oval Thumb Turn with Round Rosette			
TF.S-TT.SR	Square Thumb Turn with Square Rosette			
TF.S-TT.RR	Square Thumb Turn with Round Rosette			



TF.O-TT.SR
SHOWN IN US19



TF.O-TT.RR
SHOWN IN US19



TF.S-TT.SR
SHOWN IN US19



TF.S-TT.RR
SHOWN IN US19

COMPLETE SET

Pocket Door Sets

HOW TO SPECIFY:

TF. ETCH. IS. FUNCTION. BACKSET. FINISH. DOORTHICKNESS

EXAMPLE:

TF ETCHED INVISI-MOUNT QUIET PRIVACY SET

TF. ETCH. IS. 2002Q-3. 212. BB. 134

		FINISHES BB, US19LL.M, TB, US3NL, US4, US4NL, US14, TN, US15A, US19
Code	Style	
Privacy Pocket Door Sets		
TF.ETCH.IS.2002Q-3	Pair of Rectangular Flush Pulls with Etched Inlay (Cylinder x T-turn) 2002Q Quiet Pocket Door Lock	\$485.00
TF.ETCH.IS.2002Q-5	Pair of Rectangular Flush Pulls with Etched Inlay (ER x T-turn) 2002Q Quiet Pocket Door Lock	\$500.00
Passage Pocket Door Sets		
TF.ETCH.IS.2002Q	Pair of Rectangular Flush Pulls with Etched Inlay (Blank) 2002Q Quiet Pocket Door Pull 5"	\$485.00
TF.ETCH.IS.2002CPDP-Q	Pair of Rectangular Flush Pulls with Etched Inlay (Blank) 2002Q Quiet Pocket Door Pull with Large Bale 8"	\$500.00

NOTES

- Furnished standard as an Invisi-Mount flush pull.



Etched Rectangular Flush Pulls

HOW TO SPECIFY:

TF.IS2002. **FINISH**

EXAMPLE:

AURORA INVISI-MOUNT BLANK FLUSH PULL

TF.IS2002B. **BB**

		FINISHES
		BB, US19LL.M, TB, US3NL, US4, US4NL, US14, TN, US15A, US19
Code	Style	
TF.IS2002B	Blank - Rectangular Flush Pull with Etched Inlay	\$153.00
TF.IS2002C	Cylinder - Rectangular Flush Pull with Etched Inlay	
TF.IS2002E	Emergency Release - Rectangular Flush Pull with Etched Inlay	\$168.00
TF.IS2002T	Thumb Turn - Rectangular Flush Pull with Etched Inlay	\$172.00

NOTES

- Furnished standard as an Invisi-Mount flush pull.



BLANK

SHOWN IN US3NL WITH
ETCHED INLAY



CYLINDER

SHOWN IN US19LL.M WITH
ETCHED INLAY



THUMB TURN

SHOWN IN US3NL WITH
ETCHED INLAY



EMERGENCY RELEASE

SHOWN IN US19LL.M WITH
ETCHED INLAY

5000TG Entry Thumb Grip Trim

HOW TO SPECIFY:

TF. 5000TG. BACKSET. INTERIORTRIM. FINISH. DOORTHICKNESS

EXAMPLES:

TF CARRERA THUMB GRIP ENTRY SET | KNOB INSIDE

TF. 5948TG. 234. CK. TN. 134

TF NARROW BACKSET THUMB GRIP ENTRY SET | LEVER INSIDE

TF. 5848TG. 234. CL. US14. 134

FINISHES				
BB, US19LL.M, TB, US3NL, US4, US4NL, US14, TN, US15A, US19				
9100 Entry Thumb Grip				
Code	Backset	2-1/2"	2-3/4"	
TF.5948TG				\$865.00
8800 Narrow Backset Entry Thumb Grip				
Code	Backset	1-3/4"	2"	2-1/4"
TF.5848TG				\$1,020.00



Rigid Pulls

HOW TO SPECIFY:

TF. CAR.PULL. CENTERTOCENTER. FINISH

EXAMPLE:

TF BACK TO BACK CARRERA PULLS | 12" CENTER TO CENTER

TF. CAR.PULL. 12. US19

	FINISHES BB, US19LL.M, TB, US3NL, US4, US4NL, US14, TN, US15A, US19	
Carrera Back to Back Rigid Pulls		
Code	Pull Size	
TF.CAR.PULL.10	10" Center to Center	\$485.00
TF.CAR.PULL.12	12" Center to Center	\$500.00
TF.CAR.PULL.14	14" Center to Center	\$535.00



Finials

HOW TO SPECIFY:

TF. COLLECTION. **FINISH**. HINGE

EXAMPLE:

CARRERA FINIAL

TF. CF. **BB**. MERIT 4X4

		FINISHES BB, US19LL.M, TB, US3NL, US4, US4NL, US14, TN, US15A, US19
Finial Code	Finial Styles	
GF	Granby Pair of Finials	\$34.00
HF	Henderson Pair of Finials	
CF	Carrera Pair of Finials	

NOTES

- RECOMMENDED FOR USE WITH MERIT HINGES (4x4). Contact us for assistance with other brands/sizes.



GRANBY FINIAL
GF
SHOWN IN US19LL.M



HENDERSON FINIAL
HF
SHOWN IN US19



CARRERA FINIAL
CF
SHOWN IN US4

Door Stop

HOW TO SPECIFY:
TF.DS.CAR. **FINISH**

EXAMPLE:
CARRERA DOOR STOP | US19
TF.DS.CAR. **US19**

		FINISHES
		BB, US19LL.M, TB, US3NL, US4, US4NL, US14, TN, US15A, US19
Finial Code	Finial Styles	
TF.DS.CAR	Carrera Door Stop	\$58.00



CARRERA DOOR STOP
TF.DS.CAR
SHOWN IN US19

Granby Cabinet Hardware

HOW TO SPECIFY:

KNOB:

TF. COLLECTION. KNOB. **FINISH**

PULL:

TF. COLLECTION. PULL. **CENTERTOCENTER. FINISH**

EXAMPLES:

KNOB:

TF. GRA.CK. **US19**

PULL:

TF. GRA.CP. **6. BB**

		FINISHES BB, US19LL.M, TB, US3NL, US4, US4NL, US14, TN, US15A, US19
Code	Style	
GRA.CK	Granby Cabinet Knob	\$36.00
GRA.T	Granby T-Bar	
Pull Center to Center: 4", 6", 8"		
GRA.CP	Granby Cabinet Pull	\$90.00
Appliance Pulls		
GRA.AP12	Granby Appliance Pull, 12"	\$121.00
GRA.AP18	Granby Appliance Pull, 18"	\$180.00

NOTES

- 3/4" door thickness standard, other door thicknesses please specify.

- Custom sizes available, for pricing please add \$12 per inch up to 36". (For larger than 36" please call for pricing)



GRA.CK
SHOWN IN US15A



GRA.T
SHOWN IN US19LL.M



GRA.CP
SHOWN IN US19LL.M

Henderson Cabinet Hardware

HOW TO SPECIFY:

KNOB:

TF. COLLECTION. KNOB. **FINISH**

PULL:

TF. COLLECTION. PULL. **CENTERTOCENTER. FINISH**

EXAMPLES:

KNOB:

TF. HEN.RND.CK. **US4**

PULL:


TF. HEN.HEX.CP. **8. TB**

		FINISHES
Code	Style	BB, US19LL.M, TB, US3NL, US4, US4NL, US14, TN, US15A, US19
HEN.SQ.CK	Henderson Square Cabinet Knob	\$50.00
HEN.RND.CK	Henderson Round Cabinet Knob	\$36.00
HEN.HEX.CK	Henderson Hexagonal Cabinet Knob	
Pull Center to Center: 4", 6", 8"		
HEN.RND.CP	Henderson Round Cabinet Pull	\$80.00
HEN.RNC.CP	Henderson Round Concave Cabinet Pull	
HEN.HEX.CP	Henderson Hexagonal Cabinet Pull	
Appliance Pulls 12"		
HEN.RND.AP12	Henderson Round Appliance Pull, 12"	\$121.00
HEN.RNC.AP12	Henderson Round Concave Appliance Pull, 12"	
HEN.HEX.AP12	Henderson Hexagonal Appliance Pull, 12"	
Appliance Pulls 18"		
HEN.RND.AP18	Henderson Round Appliance Pull, 18"	\$180.00
HEN.RNC.AP18	Henderson Round Concave Appliance Pull, 18"	
HEN.HEX.AP18	Henderson Hexagonal Appliance Pull, 18"	

NOTES

- 3/4" door thickness standard, other door thicknesses please specify.

- Custom sizes available, for pricing please add \$12 per inch up to 36". (For larger than 36" please call for pricing)



HEN.HEX.CK
SHOWN IN TB



HEN.SQ.CK
SHOWN IN US19LL.M




HEN.RND.CK
SHOWN IN TN



HEN.RNC.CP
SHOWN IN US19LL.M



HEN.HEX.CP
SHOWN IN US15A



HEN.RND.CP
SHOWN IN US4

Aurora Cabinet Hardware

HOW TO SPECIFY:

KNOB:

TF. COLLECTION. **KNOB. FINISH**

PULL:

TF. COLLECTION. **PULL. CENTERTOCENTER. FINISH**

EXAMPLES:

KNOB:

TF. AUR.OVL.CK. **US3NL**

PULL:

TF. AUR.SQ.CP. **6. US4**

		BB, US19LL.M, TB, US3NL, US4, US4NL, US14, TN, US15A, US19
Code	Style	
AUR.HEX.CK	Aurora Hexagonal Cabinet Knob	\$76.00
AUR.RND.CK	Aurora Round Cabinet Knob	
AUR.OVL.CK	Aurora Oval Cabinet Knob	\$100.00
AUR.T	Aurora T-Bar	\$90.00
Pull Center to Center: 4" , 6" , 8"		
AUR.R.CP	Aurora Rectangle Cabinet Pull	\$100.00
Appliance Pulls		
AUR.AP12	Aurora Appliance Pull, 12"	\$121.00
AUR.AP18	Aurora Appliance Pull, 18"	\$180.00

NOTES

- 3/4" door thickness standard, other door thicknesses please specify.

- Custom sizes available, for pricing please add \$12 per inch up to 36". (For larger than 36" please call for pricing)



AUR.HEX.CK
SHOWN IN TB
WITH BRASS INLAY



AUR.RND.CK
SHOWN IN US19LL.M
WITH ETCHED INLAY



AUR.OVL.CK
SHOWN IN US14
WITH ETCHED INLAY



AUR.T
SHOWN IN BB
WITH ETCHED INLAY



AUR.R.CP
SHOWN IN US19LL.M
WITH ETCHED INLAY

Carrera Cabinet Hardware

HOW TO SPECIFY:

KNOB:

TF. COLLECTION. KNOB. **FINISH**

PULL:

TF. COLLECTION. PULL. CENTERTOCENTER. **FINISH**

EXAMPLES:

KNOB:

TF. CAR.CK. **US3NL**

PULL:

TF. CAR.C.CP. 8. **US19LL.M**

		FINISHES BB, US19LL.M, TB, US3NL, US4, US4NL, US14, TN, US15A, US19
Code	Style	
CAR.CK	Carrera Cabinet Knob	\$36.00
Pull Center to Center: 4", 6", 8"		
CAR.C.CP	Carrera Cup Cabinet Pull	\$90.00
CAR.SQ.CP	Carrera Square Cabinet Pull	\$80.00
CAR.RND.CP	Carrera Round Cabinet Pull	
Appliance Pulls		
CAR.AP12	Carrera Appliance Pull, 12"	\$121.00
CAR.AP18	Carrera Appliance Pull, 18"	\$180.00

NOTES

- 3/4" door thickness standard, other door thicknesses please specify.

- Custom sizes available, for pricing please add \$12 per inch up to 36". (For larger than 36" please call for pricing)



CAR.CK
SHOWN IN BB



CAR.CK
SHOWN IN US15A



CAR.SQ.CP
SHOWN IN US4



CAR.C.CP
SHOWN IN US3



CAR.RND.CP
SHOWN IN TB

PIVOT +
HARMON
HINGES

Light Duty Pivot Hinges
Offset Pivot Hinges
Intermediate Pivots
Concealed Harmon Hinges
Harmon Hinges
Harmon Hinges - Stainless Steel

Light Duty Pivot Hinges

HOW TO SPECIFY:
PARTNUMBER. FINISH

EXAMPLES:
 Light Duty Pivots for Doors up to 1-3/4" Thick (4 Members)
AP438. US4

Stud Only
AP34. US15

Light Duty Pivots with Stud for Doors up to 1-3/4" Door
AP438S. US15

		FINISH GROUP 1T US4, US4NL, US26D	FINISH GROUP 2T US3, US3NL, US26, US10B, US14, US15, US19	SPECIAL ARCHITECTURAL FINISHES BN, BB, TN, TB, DURO, ESN, US15A, US5, US19LL
AP438	4-3/8" x 1-7/8" x 3/8" Pivot Set (4 Members)	\$144.00	\$155.00	\$167.00
AP34	3/4" Stud	\$28.00	\$34.00	\$40.00
AP438S Set	AP438 Top Jamb, Top Door, Bottom Door and AP34 Stud	\$136.00	\$149.00	\$160.00



RMS Rapid Make + Ship Program:

Ship in 3 days | Specify RMS.AP438 or RMS.AP34 | US3NL + US15 Finishes
 Add 20% to set cost | Shipping + Handling are additional | Limit 10 Per Order



AP34



AP438 SET

Offset Pivot Hinges

HOW TO SPECIFY:

MEMBERS. MATERIAL THICKNESS. FINISH. HAND. DOOR THICKNESS

EXAMPLE:

T1, D1, D1, F4. 3/8. US10B. LH. 134

T5, D1, D1, B3. 1/2. BN. RH. 134

			FINISH GROUP 1T US4, US4NL, US26D		FINISH GROUP 2T US3, US3NL, US26, US10B, US14, US15, US19		SPECIAL ARCHITECTURAL FINISHES BN, BB, TN, TB, DURO, ESN, US15A, US5, US19LL	
Top Pair	Bottom Pair	Examples	3/8" Thick	1/2" Thick	3/8" Thick	1/2" Thick	3/8" Thick	1/2" Thick
T1, D1	D1, B1	T1, D1, D1, B1	\$267.00	\$281.00	\$281.00	\$295.00	\$295.00	\$308.00
T1, D2	D2, B1	T1, D1, D2, B1						
T1, D3	D3, B1	T1, D1, D3, B1						
T1, D4	D4, B1	T1, D1, D4, B1						
		T1, D2, D1, B1						
	Note: Ok to substitute B1 with F1, F2, F3 or F4							
T2, D1	D1, F1	T2, D1, D1, F1						
T2, D2	D2, F2	T2, D1, D2, F2						
T2, D3	D3, F3	T2, D1, D3, F3						
T2, D4	D4, F4	T2, D1, D4, F4						
T3, D1	D1, B4	T3, D1, D1, B4						
T3, D2	D2, B4	T3, D1, D2, B4						
T3, D3	D3, B4	T3, D1, D3, B4						
T3, D4	D4, B4	T3, D1, D4, B4						
	Note: Ok to substitute B4 with F1, F2, F3 or F4							
T4, D1	D1, B2	T4, D1, D1, B2						
T4, D2	D2, B2	T4, D1, D2, B2						
T4, D3	D3, B2	T4, D1, D3, B2						
T4, D4	D4, B2	T4, D1, D4, B2						
	Note: Ok to substitute B2 with F1, F2, F3 or F4							
T5, D1	D1, B3	T5, D1, D1, B3						
T5, D2	D2, B3	T5, D1, D2, B3						
T5, D3	D3, B3	T5, D1, D3, B3						
T5, D4	D4, B3	T5, D1, D4, B3						
	Note: Ok to substitute B3 with F1, F2, F3 or F4							

SPECIAL 10% DISCOUNT FOR REPEATED SETS OF 10 OR MORE

NOTES

- Common pivot sets.
- Pricing is for one set = 4 members (hangs one door).
- 1/4" – 3/4" offset for 3/8" member thickness.
- 3/8" – 3/4" offset for 1/2" member thickness.
- Custom offsets available, price on application.
- All pivots can be ordered in stainless steel material.
- For US32 Polished Stainless, add \$332.00 to Finish Group 2T (per door).
- For US32D Stainless Steel, add \$264.00 to Finish Group 2T (per door).

Offset Pivot Hinges | Common Configurations



T4, D3, D3, B2




T1, D2, D2, B4



T5, D4, D4, B3



T1, D1, D1, B1



Intermediate Pivots

HOW TO SPECIFY:

MEMBERS. MATERIAL THICKNESS. HAND. FINISH. DOOR THICKNESS

EXAMPLE:

iT4, iD4. 1/2. LH. US10B. 134

iT4, iD3. 3/8. RH. BN. 134

	FINISH GROUP 1T US4, US4NL, US26D		FINISH GROUP 2T US3, US3NL, US26, US10B, US14, US15, US19		SPECIAL ARCHITECTURAL FINISHES BN, BB, TN, TB, DURO, ESN, US15A, US5, US19LL	
	3/8" Thick	1/2" Thick	3/8" Thick	1/2" Thick	3/8" Thick	1/2" Thick
iT4, iD3 Intermediate Pivot Set	\$161.00	\$175.00	\$175.00	\$189.00	\$189.00	\$202.00
iT4, iD4 Intermediate Pivot Set						
iT5, iD3 Intermediate Pivot Set						
iT5, iD4 Intermediate Pivot Set						

SPECIAL 10% DISCOUNT FOR REPEATED SETS OF 10 OR MORE

NOTES

- Recommended for doors 8' 6" and over.
- 1/4" – 3/4" offset for 3/8" member thickness.
- 3/8" – 3/4" offset for 1/2" member thickness.
- Custom offsets available, price on application.
- All pivots can be ordered in stainless steel material.
- For US32 Polished Stainless, add \$332.00 to Finish Group 2T (per door).
- For US32D Stainless Steel, add \$264.00 to Finish Group 2T (per door).

Concealed Harmon Hinges


		FINISH GROUP 1T US4, US4NL, US26D	FINISH GROUP 2T US3, US3NL, US26, US10B, US14, US15, US19	SPECIAL ARCHITECTURAL FINISHES BN, BB, TN, TB, DURO, ESN, US15A, US5, US19LL
CHARMON 138	1-3/8" Thick Doors, CONCEALED	\$535.00	\$573.00	\$611.00
CHARMON 134	1-3/4" Thick Doors, CONCEALED			
CHARMON 200	2" Thick Doors, CONCEALED			
CHARMON 214	2-1/4" Thick Doors, CONCEALED			

NOTES

- Other door thicknesses, price on application.

Harmon Hinges

		FINISH GROUP 1T US4, US4NL, US26D	FINISH GROUP 2T US3, US3NL, US26, US10B, US14, US15, US19	SPECIAL ARCHITECTURAL FINISHES BN, BB, TN, TB, DURO, ESN, US15A, US5, US19LL
HARMON 138	1- ³ / ₈ " Thick Doors	\$335.00	\$373.00	\$411.00
HARMON 134	1- ³ / ₄ " Thick Doors			
HARMON 200	2" Thick Doors			
HARMON 214	2- ¹ / ₄ " Thick Doors			



RMS Rapid Make + Ship Program:
 Ship in 3 days | Specify RMS.HARMON134 | US3NL + US15 Finishes
 Add 20% to set cost | Shipping + Handling are additional | Limit 10 Per Order

NOTES

- Other door thicknesses, price on application.

Harmon Hinges | Stainless Steel

		STAINLESS STEEL
HARMON 138	1- ³ / ₈ " Thick Doors	\$949.00
HARMON 134	1- ³ / ₄ " Thick Doors	
HARMON 200	2" Thick Doors	
HARMON 214	2- ¹ / ₄ " Thick Doors	

NOTES

- Other door thicknesses, price on application.

STRIKES

Special Strikes

Drywall Strikes

Wraps, Cover Plates + Custom Plates

Double Lipped Strikes | Center Hung Doors

Double Lipped Strikes | Offset Hung Doors

Double Lipped Strikes | HD Emergency Stop | Center Hung Doors

Double Lipped Strikes | HD Emergency Stop | Offset Hung Doors

Double Lipped Strikes | Keyed HD Emergency Stop | Center Hung Doors

Double Lipped Strikes | Keyed HD Emergency Stop | Offset Hung Doors

Special Strikes

	FINISH GROUP 1 US4, US4NL, US32D, US26D	FINISH GROUP 2 US3, US3NL, US26,US32,US9, US10, US10B, US14,US15, US19	SPECIAL ARCHITECTURAL FINISHES BN, BB, TN, TB, DURO, ESN, US15A, US5, US19LL
1 - 4 (minimum charge)	\$155.00		
5 - 12	\$34.00	\$36.00	\$50.00
13 - 49	\$26.00	\$27.00	\$42.00
50 - 99	\$25.00	\$26.00	\$41.00
100 - 199	\$24.00	\$25.00	\$40.00
200 - 499	\$23.00	\$24.00	\$38.00
500 or more	Price on Application		

NOTES

- Various types of strikes may be combined to arrive at unit prices. 48-hour shipping available in most cases.
- Prices will apply in most cases. For definite quotes, please send description, drawing or sample.

Drywall Strikes

	FINISH GROUP 1 US4, US4NL, US32D, US26D	FINISH GROUP 2 US3, US3NL, US26,US32,US9, US10, US10B, US14,US15, US19	SPECIAL ARCHITECTURAL FINISHES BN, BB, TN, TB, DURO, ESN, US15A, US5, US19LL
Drywall Strikes (DWSTK)	\$209.00	\$221.00	\$234.00
Drywall Strikes, Dust Proof Style (DWSTK-DP)	\$313.00	\$325.00	\$351.00

Wraps, Cover Plates + Custom Plates

	FINISH GROUP 1 US4, US4NL, US32D, US26D	FINISH GROUP 2 US3, US3NL, US26,US32,US9, US10, US10B, US14,US15, US19	SPECIAL ARCHITECTURAL FINISHES BN, BB, TN, TB, DURO, ESN, US15A, US5, US19LL
Wraps, Cover Plates and Custom Plates	Price on Application		

NOTES

- Various types of strikes may be combined to arrive at unit prices. 48-hour shipping available in most cases.
- Prices will apply in most cases. For definite quotes, please send description, drawing or sample.

Double Lipped Strikes | Center Hung Doors

		FINISH GROUP 1 US4, US4NL, US32D, US26D
ADL-C-1	4- ³ / ₄ " Jamb Width, for CENTER HUNG Doors	\$51.00
ADL-C-2	5- ⁷ / ₈ " Jamb Width, for CENTER HUNG Doors	
ADL-C-3	5- ³ / ₄ " Jamb Width, for CENTER HUNG Doors	
ADL-C-4	5- ⁷ / ₈ " Jamb Width, for CENTER HUNG Doors	
ADL-C-5	6- ¹ / ₄ " Jamb Width, for CENTER HUNG Doors	
ADL-C-6	6- ³ / ₄ " Jamb Width, for CENTER HUNG Doors	
ADL-C-7	7- ¹ / ₈ " Jamb Width, for CENTER HUNG Doors	\$109.00
ADL-C-8	7- ³ / ₄ " Jamb Width, for CENTER HUNG Doors	
ADL-C-9	8- ¹ / ₄ " Jamb Width, for CENTER HUNG Doors	
ADL-C-10	8- ³ / ₄ " Jamb Width, for CENTER HUNG Doors	
ADL-C-CUSTOM	Please Specify	Price on Application

NOTES

- Other Finishes, Price on Application.

Double Lipped Strikes | Offset Hung Doors

		FINISH GROUP 1 US4, US4NL, US32D, US26D
ADL-O-1	4- ³ / ₄ " Jamb Width, for OFFSET HUNG Doors	\$51.00
ADL-O-2	5- ⁷ / ₈ " Jamb Width, for OFFSET HUNG Doors	
ADL-O-3	5- ³ / ₄ " Jamb Width, for OFFSET HUNG Doors	
ADL-O-4	5- ⁷ / ₈ " Jamb Width, for OFFSET HUNG Doors	
ADL-O-5	6- ¹ / ₄ " Jamb Width, for OFFSET HUNG Doors	
ADL-O-6	6- ³ / ₄ " Jamb Width, for OFFSET HUNG Doors	
ADL-O-7	7- ¹ / ₈ " Jamb Width, for OFFSET HUNG Doors	\$109.00
ADL-O-8	7- ³ / ₄ " Jamb Width, for OFFSET HUNG Doors	
ADL-O-9	8- ¹ / ₄ " Jamb Width, for OFFSET HUNG Doors	
ADL-O-10	8- ³ / ₄ " Jamb Width, for OFFSET HUNG Doors	
ADL-O-CUSTOM	Please Specify	Price on Application

NOTES

- Other Finishes, Price on Application.

HD Double Lipped Strikes with Emergency Stop | Center Hung Doors

		FINISH GROUP 1 US4, US4NL, US32D, US26D
ADL-CE-1	4-3/4" Jamb Width, for CENTER HUNG Doors	\$247.00
ADL-CE-2	5-5/8" Jamb Width, for CENTER HUNG Doors	
ADL-CE-3	5-3/4" Jamb Width, for CENTER HUNG Doors	
ADL-CE-4	5-7/8" Jamb Width, for CENTER HUNG Doors	
ADL-CE-5	6-1/4" Jamb Width, for CENTER HUNG Doors	
ADL-CE-6	6-3/4" Jamb Width, for CENTER HUNG Doors	
ADL-CE-7	7-1/8" Jamb Width, for CENTER HUNG Doors	
ADL-CE-8	7-3/4" Jamb Width, for CENTER HUNG Doors	
ADL-CE-9	8-1/4" Jamb Width, for CENTER HUNG Doors	
ADL-CE-10	8-3/4" Jamb Width, for CENTER HUNG Doors	
ADL-CE-CUSTOM	Please Specify	Price on Application
Add 10% for Previous (non-HD) Version		

NOTES

- Other Finishes, Price on Application.

HD Double Lipped Strikes with Emergency Stop | Offset Hung Doors

		FINISH GROUP 1 US4, US4NL, US32D, US26D
ADL-OE-1	4-3/4" Jamb Width, for OFFSET HUNG Doors	\$247.00
ADL-OE-2	5-5/8" Jamb Width, for OFFSET HUNG Doors	
ADL-OE-3	5-3/4" Jamb Width, for OFFSET HUNG Doors	
ADL-OE-4	5-7/8" Jamb Width, for OFFSET HUNG Doors	
ADL-OE-5	6-1/4" Jamb Width, for OFFSET HUNG Doors	
ADL-OE-6	6-3/4" Jamb Width, for OFFSET HUNG Doors	
ADL-OE-7	7-1/8" Jamb Width, for OFFSET HUNG Doors	
ADL-OE-8	7-3/4" Jamb Width, for OFFSET HUNG Doors	
ADL-OE-9	8-1/4" Jamb Width, for OFFSET HUNG Doors	
ADL-OE-10	8-3/4" Jamb width, for OFFSET HUNG doors	
ADL-OE-CUSTOM	Please Specify	Price on Application
Add 10% for Previous (non-HD) Version		

NOTES

- Other Finishes, Price on Application.

HD Double Lipped Strikes with Keyed Emergency Stop | Center Hung Doors

		FINISH GROUP 1 US4, US4NL, US32D, US26D
ADL-CEK-1	4- ³ / ₄ " Jamb Width, for CENTER HUNG Doors	\$283.00
ADL-CEK-2	5- ⁵ / ₈ " Jamb Width, for CENTER HUNG Doors	
ADL-CEK-3	5- ³ / ₄ " Jamb Width, for CENTER HUNG Doors	
ADL-CEK-4	5- ⁷ / ₈ " Jamb Width, for CENTER HUNG Doors	
ADL-CEK-5	6- ¹ / ₄ " Jamb Width, for CENTER HUNG Doors	
ADL-CEK-6	6- ³ / ₄ " Jamb Width, for CENTER HUNG Doors	
ADL-CEK-7	7- ¹ / ₈ " Jamb Width, for CENTER HUNG Doors	
ADL-CEK-8	7- ³ / ₄ " Jamb Width, for CENTER HUNG Doors	
ADL-CEK-9	8- ¹ / ₄ " Jamb Width, for CENTER HUNG Doors	
ADL-CEK-10	8- ³ / ₄ " Jamb Width, for CENTER HUNG Doors	
ADL-CEK-CUSTOM	Please Specify	Price on Application
Add 10% for Previous (non-HD) Version		

NOTES

- Other Finishes, Price on Application.

HD Double Lipped Strikes with Keyed Emergency Stop | Offset Hung Doors

		FINISH GROUP 1 US4, US4NL, US32D, US26D
ADL-OEK-1	4- ³ / ₄ " Jamb Width, for OFFSET HUNG Doors	\$283.00
ADL-OEK-2	5- ⁵ / ₈ " Jamb Width, for OFFSET HUNG Doors	
ADL-OEK-3	5- ³ / ₄ " Jamb Width, for OFFSET HUNG Doors	
ADL-OEK-4	5- ⁷ / ₈ " Jamb Width, for OFFSET HUNG Doors	
ADL-OEK-5	6- ¹ / ₄ " Jamb Width, for OFFSET HUNG Doors	
ADL-OEK-6	6- ³ / ₄ " Jamb Width, for OFFSET HUNG Doors	
ADL-OEK-7	7- ¹ / ₈ " Jamb Width, for OFFSET HUNG Doors	
ADL-OEK-8	7- ³ / ₄ " Jamb Width, for OFFSET HUNG Doors	
ADL-OEK-9	8- ¹ / ₄ " Jamb Width, for OFFSET HUNG Doors	
ADL-OEK-10	8- ³ / ₄ " Jamb Width, for OFFSET HUNG Doors	
ADL-OEK-CUSTOM	Please Specify	Price on Application
Add 10% for Previous (non-HD) Version		

NOTES

- Other Finishes, Price on Application.

INSTITUTIONAL HARDWARE

Institutional Hardware
Institutional Accessories
Detention Grade Lockset | 2-Point Trim
Detention Grade Motor Drive Lockset | 2-Point Trim
Detention Grade Motor Drive Lockset | 2-Point Trim | Special Options

Institutional Hardware

			FINISH GROUP 1T US4, US4NL, US26D	FINISH GROUP 2T US3, US3NL, US26, US10B, US14, US15, US19	SPECIAL ARCHITECTURAL FINISHES BN, BB, TN, TB, DURO, ESN, US15A, US5, US19LL
278	Lever Tumbler Deadlock (lock only)	1-11	\$1,233.00	Price on Application	
		12 or more	\$1,009.00		
278 Strike	Strike for 278		\$113.00		
278 Dust Box	Dust Box for 278		\$50.00		
GR7826	Keyed Escutcheon Plate		\$270.00		
2R78	Deadlock (lock only)	1-11	\$850.00		
		12 or more	\$732.00		
2R78 Strike	Strike for 2R78		\$113.00		
2R78 Dust Box	Dust Box for 2R78		\$50.00		
R-278	Escutcheon Plate		\$113.00		
2L78	Dead Latch		Price on Application		
8978	Dead Latch				

Institutional Accessories

S-55 x Blank	Solid Steel Keys	\$88.00
S-55 x Bitted	Solid Steel Keys	\$110.00
S-63 x Blank	Solid Steel Keys - Qty: 1-99	\$88.00
S-63 x Bitted	Solid Steel Keys - Qty: 1-99	\$108.00
S-63 x Blank	Solid Steel Keys - Qty: 100+	\$77.00
S-63 x Bitted	Solid Steel Keys - Qty: 100+	\$80.00

COMPLETE SET

Detention Grade Lockset | 2-Point Trim

HOW TO SPECIFY:

FUNCTION SEC. BACKSET. ESCUTCHEON[R, H, E OR S]/HANDLE[A, B OR SK].26D/32D. HAND. DOORTHICKNESS

EXAMPLE:

9145SEC. 234. R/B. 26D/32D. RH.134

		US26D/US32D FINISH STANDARD
9122SEC	Store Door Lock	\$1,600.00
9124SEC	Dormitory Lock	
9125SEC	Passage Latch	
9142SEC	Entrance or Public Restroom Lock	
9143SEC	Institutional Privacy Lock and Thumb Turn	
9143E-SEC	Institutional Privacy Lock, ER x Thumb Turn	
9143i-SEC	Institutional Privacy Lock, Thumb Turn and Indicator	
9144SEC	Institutional Privacy Lock and Thumb Turn	
9144E-SEC	Institutional Privacy Lock, ER x Thumb Turn	
9144i-SEC	Institutional Privacy Lock, Thumb Turn and Indicator	
9145SEC	Classroom Lock	
9145S-SEC	Classroom Security Lock	
9146SEC	Classroom Double Locking	
9148SEC	Entrance Lock with Thumb Turn	
9153SEC	Office Lock with Thumb Turn	
9156SEC	Office Lock	
9158SEC	Asylum Lock	
9159SEC	Storeroom Lock	
9160SEC	Asylum Lock with Deadbolt	

NOTES

- Supplied with 9100SEC High Security Mortise Locks, 2-Point Levers and Escutcheons.
- 2-3/4" backset, for 1-3/4" doors, less cylinders.
- US26D/US32D finish standard, other architectural finishes are available, call for assistance.

COMPLETE SET

Detention Grade Motor Drive Lockset 2-Point Trim

HOW TO SPECIFY:

FUNCTION SEC-MONITOR. BACKSET. ESCUTCHEON[R, H OR S]/HANDLE[A, B OR SK].26D/32D. HAND. DOORTHICKNESS

EXAMPLE:

M9158E-SEC-AE. 234. R/B. 26D/32D. RH.134

		US26D/US32D FINISH STANDARD
M9158E-SEC	Electrified Lock	\$1,760.00
M9156E-SEC	Electrified Lock	

NOTES

- Supplied with 9100SEC High Security Mortise Locks, 2-Point Levers and Escutcheons.
- 2-3/4" backset, for 1-3/4" doors, less cylinders.
- US26D/US32D finish standard, other architectural finishes are available, call for assistance.
- Universal output voltage (accepts between 11V – 30V).
- Furnished as FAIL SECURE. Can easily be adapted for design variations.

QUICK LINKS

SPECIAL OPTIONS

MONITORING FUNCTIONS

Monitoring Functions

		Add-On Cost Per Monitor Per Unit
AE	REX (Authorized Egress)	\$222.00
AM	Dead Latch Monitoring	
LM	Latch Bolt Monitoring	
LB	Locking Bar Monitoring	
SM	Security Monitoring	
LMR	Latch Bolt Monitor Retracted	\$281.00
DPS	Door Position Monitoring	
LPF	Lock Out Privacy Monitoring	
SM2	Security Monitoring (not available on 2-1/2" backset locks)	

Detention Grade Motor Drive Lockset

2-Point Trim Special Options

	ADD
Molex Connector for M915XE Motor Drive Electric Locks (Specify MOLEX_ASSA or MOLEX_ALLEGION. For other hinge brands or monitors not included in these connectors please call for assistance)	\$67.00
Long Lead Wires for M915XE Motor Drive Electric Locks	\$18.00 per foot

SUPPORT


Finishes
TF Finishes
Cerakote
Sterilcoat
Finish Samples
Recommended Cylinder Lengths
Cylinders | Cam Chart
Cylinders | Clover Leaf Cam Equivalency Chart
Swinging Door Handing Chart
Sliding Door Handing Chart
Barn Door Handing Chart
Terms & Conditions of Sale
Product Maintenance

Finishes

GROUP 1



US26D Satin
Chrome



US32D Satin
Stainless Steel




US4 Satin Brass



US4NL Satin Brass
+ No Lacquer

GROUP 1T



US26D Satin
Chrome



US4 Satin Brass



US4NL Satin Brass
+ No Lacquer


GROUP 2



US3 Polished
Brass




US3NL Polished
Brass + No Lacquer



US9 Polished
Bronze



US10 Satin Bronze




US10B Oil Rubbed
Bronze



US14 Polished
Nickel



US15 Satin Nickel



US19 Oxidized
Black + Lacquer



US26 Polished
Chrome



US32 Bright
Stainless Steel

GROUP 2T



US3 Polished
Brass



US3NL Polished
Brass + No Lacquer




US10B Oil Rubbed
Bronze



US14 Polished
Nickel



US15 Satin Nickel



US19 Oxidized
Black + Lacquer



US26 Polished
Chrome

SPECIAL ARCHITECTURAL FINISHES



BB Burnished
Brass



BN Burnished
Nickel



DURO Durotonic




ESN Electroless
Nickel



TB Tarnished Brass




TN Tarnished
Nickel



US5 Satin Brass
+ Black



US15A Antique
Nickel



US19LL US19 Less
Lines + Lacquer

Finish options depend on the base material of specific products; therefore, some finish groups are listed as 1T or 2T to indicate that the products marked as such are typically machined from brass. Certain finishes may be available as a special order, please call for assistance.

TF Finishes

TF GROUP 1



BB Burnished
Brass



US19LL.M US19 Less
Lines + Matte Lacquer

TF GROUP 2



TB Tarnished Brass




US3NL Polished
Brass + No Lacquer



US4 Satin Brass



US4NL Satin Brass
+ No Lacquer



US14 Polished
Nickel



TB Tarnished
Nickel



US15A Antique
Nickel



US19 Oxidized
Black + Lacquer

Cerakote

Cerakote is the world's strongest thin-film ceramic finish, commonly used on firearms. Offered in gloss or matte coating, Cerakote provides an extra layer of finish protection to improve the overall durability, resilience, and beauty of door hardware.

CERAMIC FINISHES

Over 100 color options available upon request.

[BROWSE COLORS](#)

APPLICABLE FINISHES FOR CERAMIC COATING

Available in both Gloss and Matte.

BENEFITS

Better overall wearability than powder coating, lacquer or oil

Impact and scratch resistant no chipping, peeling or denting

Corrosion resistant harder finish clear coating

Chemical resistant can be cleaned with a variety of solutions with no risk of harming the finish

IDEAL APPLICATIONS

Exterior Entry Doors
Frequently Used Commercial Doors
Historic Reproductions
Waterfront Residences/Buildings

ADD \$140 PER LOCKSET

HOW TO SPECIFY:

9125.234.18L/1R.CBM.RH.134

Passage Mortise Set | 18L Lever | 1R Rose | Cerakote Black Matte

9125.234.18L/1R.US10B.CM.RH.134

Passage Mortise Set | 18L Lever | 1R Rose | Cerakote Matte Coating

ADD \$140 PER PIVOT SET (4 MEMBERS)

HOW TO SPECIFY:

T1, D2, D2, B4.1/2.CVB.LH.134

Members | Material Thickness | Cerakote Vortex Bronze

T1, D2, D2, B4.1/2.US10B.CM

Members | Material Thickness | Cerakote Matte Coating

ADD \$140 PER HARMON HINGE

HOW TO SPECIFY:

HH.CBM.134

Harmon Hinge | Cerakote Black Matte

HH.BB.CG.134

Harmon Hinge | Cerakote Gloss

ADD \$70 PER ACCESSORY

HOW TO SPECIFY:

FE158-1.CWM

1" Knife Edge Pull | Cerakote White Matte


QUICK LINKS

[PIVOT + HARMON HINGES](#)

[ACCESSORIES](#)



CBM Cerakote
Black Matte




CBG Cerakote
Black Gloss



CWM Cerakote
White Matte



CWG Cerakote
White Gloss



CVB Cerakote
Vortex Bronze

CERAKOTE

CERAKOTE CLEAR COATING AVAILABLE IN GLOSS AND MATTE OPTIONS FOR APPLICATION OVER A WIDE VARIETY OF ACCURATE FINISHES

Sterilcoat AM

Sterilcoat AM is a range of antimicrobial powder coatings showing a high reducing activity against a broad spectrum of micro-organisms, including bacteria, yeasts and molds, and antibiotic-resistant bacteria ("superbugs" e.g. MRSA).

ADD \$240 PER SET

HOW TO SPECIFY:

ADA SET

2001ADAP-3. 212. US15.AM. 134

Entry Sliding Door | Sterilcoat AM

LIGATURE RESISTANT

CH 9145SEC. 234. L.PC. US26D.AM. RH. 134

High Security Crescent Mortise Set | Large Plate | Sterilcoat AM

ANTIMICROBIAL PROPERTIES

- Sterilcoat AM shows a long-lasting action, thanks to a controlled release of the active component.
- The antimicrobial activity is remained up to a temperature of 300°C and a pH range between 1 and 13.

This is far beyond the exposure limits of standard powder coating.

REDUCTION OF
BACTERIAL POPULATION
AFTER 24HR CONTACT
WITH STERILCOAT AM
COATED PRODUCT:

99.7% *Listeria*
Monocogenes

>99.9% *Escgericia*
Coli 0157

99.5% *Staphylococcus*
Aureus

>99.9% *Salmonella*
Enteritidis

Sterilcoat AM has long-term functionality and multiple antimicrobial mechanisms which inhibit membrane transport process, prevents cell multiplication and interrupts cell metabolism.

ADDITIONAL BENEFITS

The antimicrobial principle in Sterilcoat AM doesn't show skin irritation, is non-sensitizing and non-mutagenic. The antibacterial ingredient in Sterilcoat AM complies with the requirements for food contact (EPA, FDA, NSF, EFSA).



Finish Samples

We are pleased to offer this complimentary finish sample box that features all standard options. (Additional boxes available upon request, \$20 net).

FINISH SAMPLE TYPE	
Accurate Finish Sample - Box	First Box Complimentary, Additional \$20.00



Recommended Cylinder Lengths




	1- ³ / ₈ " Thick Door	1- ³ / ₄ " Thick Door	2- ¹ / ₄ " Thick Door
For Flush Trim Sets (2002 Pocket Door Sets, SL9100PDL)			
Cylinder One Side Only	³ / ₄ "	1"	1- ¹ / ₈ "
Cylinder x Cylinder	Application Not Recommended	³ / ₄ "	1"
For ADA Sets (2001ADAP, 9100ADAL, SL9100ADA)			
Cylinder One Side Only	1"	1- ¹ / ₈ "	1- ¹ / ₄ "
Cylinder x Cylinder	1"	1"	1- ¹ / ₈ "

QUICK LINKS

[CYLINDER PRICING](#)

Cylinders | Cam Chart

All Accurate locks use standard mortise cylinders with either a clover leaf cam (supplied by Accurate) or a standard straight cam (supplied by others).

	 CLOVER LEAF CAM	 STANDARD STRAIGHT CAM	 17 CAM
9000/9100, 9000SEC/9100SEC, SL9000/SL9100 Series All Functions with a Deadbolt (9101, 9102, 9103, 9122, 9124, 9134, 9139, 9167)	•		
9000/9100, 9000SEC/9100SEC Series All functions without a Deadbolt (9142, 9145, 9156, 9159)	•	•	
9000BDL/9100BDL, 9000ADAL/9100ADAL Series	•		
SM9059E, SL-M9059E/SL-M915XE, SL-SM9059E/SL-SM9159E Series	•	•	
8700/8800, SL8700/SL8800 Series All Functions with a Deadbolt (8801, 8802, 8803, 8822, 8824, 8839, 8848)	•		
8700/8800, SL8700/SL8800 Series All Functions without a Deadbolt (8842, 8845, 8856, 8859)	•	•	
8500/8600 Series		•	
1500, 1600, 1700, M1700E, SL1700SDL, G17 Series			•
2001/2002 Series	•		
7800 Series		•	
9500 Series Deadlocks	•		
7200 Series Deadlocks	•		
336, 338, 322, 324 Series		•	
8978		•	

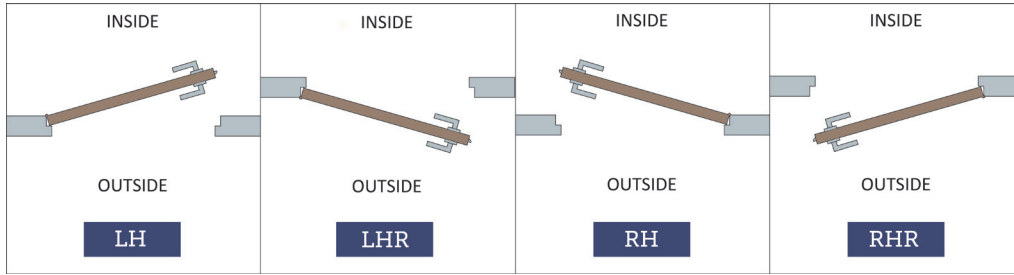
Cylinders | Clover Leaf Cam Equivalency Chart

CYLINDER MANUFACTURER	CLOVER LEAF EQUIVALENT
Arrow Interchangeable Core	002
Baldwin	8300-509-EMHT
Best Access Systems	C258
Corbin Conventional	A01
Falcon Conventional	A20069-000-00
Falcon I/C	A12667-011-00
Kaba Ilco	19
Lori Lock	03
Marks	2102-C
Medeco	CT-Z00
Sargent Conventional	13-0921
Schlage Conventional	B520-233
Schlage I/C	B520-253
Schlage Primus	B520-309

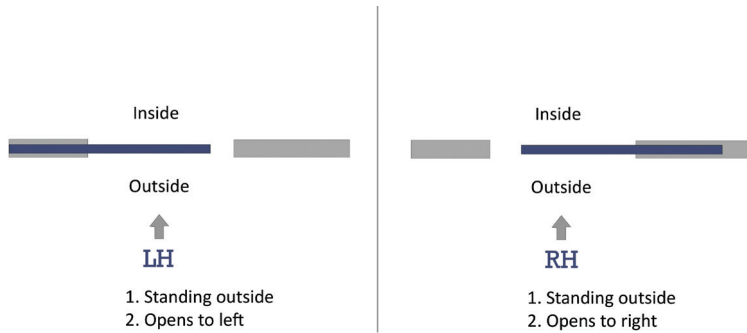
NOTES

- Please call for assistance for cylinders not listed.

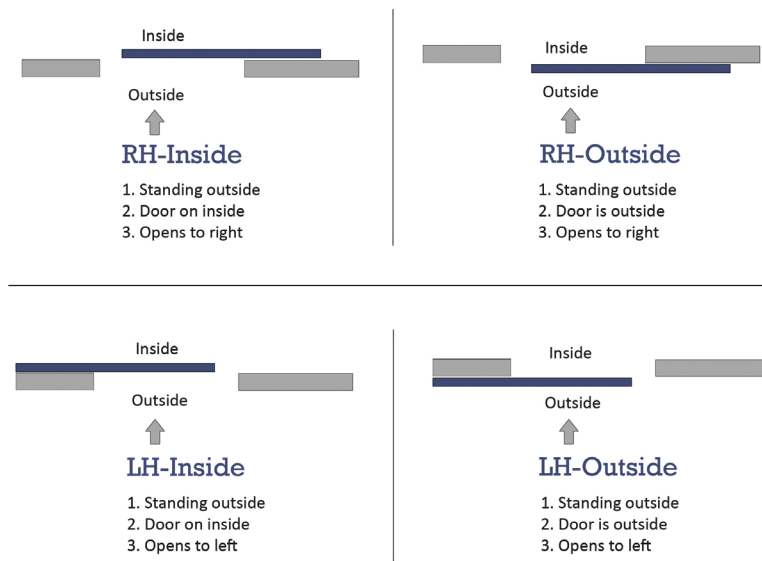
Swinging Door Handing Chart



Sliding Pocket Door Handing Chart



Barn Door Handing Chart



Terms & Conditions Of Sale

ACCEPTANCE

Accurate Lock and Hardware Co., LLC reserves the right to decline an order, in whole or in part, when the type or quantity of goods or credit worthiness of the Purchaser is not satisfactory to us in our sole and absolute discretion. Purchase Orders, Quote Requests, Acknowledgements or the like issued by the Purchaser that have contrary standard terms and conditions are not binding on Accurate Lock and Hardware Co., LLC. Orders will be confirmed upon receipt of all necessary information and will be processed as shown on the order confirmation unless any changes or revisions are acknowledged prior to start of production. At the request of the customer or for clarification purposes, Accurate Lock and Hardware Co. may produce drawings for approval. Accurate Lock retains all rights, including the exclusive right of use. Possession of such drawings by the customer does not convey to the customer any rights.

PRICES

All prices are subject to change without notice and are not guaranteed. All shipments will be made at prices in effect at the time of shipment. We reserve the right to correct clerical, stenographic and other obvious errors at any time. If Accurate Lock and Hardware Co., LLC elects to offer a quote, such quote will be valid until the expiration date on that quote or as agreed with one of Accurate Lock and Hardware Co., LLC 's authorized representatives. A quote number must be provided at the time of ordering. A quote may be null and void if the Purchase Order does not include ALL product lines listed on the quote or if the quantities for any item covered by the quote deviate by 10% or more. Any new order requesting special pricing to match an existing quote number must be approved by Accurate Lock and Hardware Co., LLC's authorized representatives. All publicly advertised prices for Accurate products must be a minimum of 2 1/2 times the most current Accurate net price.

SAMPLES

Our products are manufactured to order; as such, there may be cost and availability restrictions. Please contact our Sales Department to discuss your particular application.

TERMS

For all approved open account customers, terms are NET 30 from date of invoice. All invoices are past due thereafter. Past due accounts will be placed on a "HOLD" status until the account is brought current. Accurate Lock and Hardware Co., LLC reserves the right to ship on a C.O.D. or PREPAID basis where deemed necessary. Additionally, the Customer shall be responsible for all collection costs, court costs and reasonable attorney's fees (where allowed by law) in connection with the recovery of any delinquent amount.

All payments must be remitted via check to:

Accurate Lock and Hardware Co., LLC

1 Annie Place

Stamford, Connecticut 06902, USA

Other payment methods include Electronic Fund Transfer and Credit Card. Please note that Accurate only quotes and publishes NET prices that reflect a discount for cash and cash equivalent transactions. You will see a gross price adjustment on credit card transactions reflecting a gross price which is 3 1/2 % higher for credit card transactions which do not qualify for the NET price discount.

FREIGHT

All orders are shipped FOB Stamford, Connecticut using Accurate Lock and Hardware Co., LLC's carrier of choice following customer's requirements (ground, next day air, second day air, 3-day). All shipments are sent PREPAID and added to the invoice. If a customer provides their own freight account number for the freight charges, Accurate Lock and Hardware Co., LLC will apply a handling fee per box. This handling fee varies based on service selected, please contact us for details.

DELIVERY

Scheduled shipping dates are based on estimated manufacturing lead times providing that all required information has been provided by the customer and the customer account remains in good standing. We reserve the right to withhold shipment of orders on past due accounts. Accurate will use reasonable efforts to ship products by the estimated ship date but makes no guarantees as to delivery dates. Under no circumstances shall Accurate be liable or accountable for consequential damages due to failure of delivery.

CLAIMS

In the event of Company or Customer error, claims for shortages, pricing errors and/or incorrectly filled orders must be submitted within thirty (30) days from receipt of material.

INVOICE DEDUCTION

No invoice deductions are accepted. Please contact Accurate Lock and Hardware Co., LLC immediately if you feel there has been a pricing error and/or an order has been incorrectly filled upon receipt of an order confirmation.

Terms & Conditions Of Sale

CHANGES/CANCELLATION OF ORDERS

Our products are custom manufactured to order; therefore, all purchase orders are non-cancelable upon commencing of work and all shipped goods are non-returnable. When changes are required while order is still in production, Accurate Lock may charge costs for material and labor expenses that have been incurred prior to notification from Customer and acknowledgement by an Accurate Lock and Hardware Co, LLC representative.

RETURNS

It is the policy of Accurate Lock and Hardware Co., LLC to not accept returns of any materials. Return of product due to customer order error or accommodation must be pre-arranged with Accurate Lock and Hardware Co., LLC and approved in writing by Sales Management.

All products returned must meet the following criteria to be considered a return eligible for credit:

- Shipped and invoiced within the previous one hundred twenty (120) days.
- A MINIMUM restocking fee of 45% will be charged.

Upon receipt and verification by Accurate Lock and Hardware Co., LLC that the returned merchandise is satisfactory, a credit will be issued for the billed product amount less the MINIMUM 45% restocking fee. No credit on freight. Return of product that appears defective must be discussed with an Accurate Lock and Hardware Co., LLC Sales Representative who will give the appropriate instructions based on the particular case. Credits can only be used against open orders/invoices. Credits will not be redeemed for cash. Credits must be used for purchases within 1 year of the date of issue.

WARRANTY

Accurate Lock and Hardware Co., LLC warrants its products for a period of one year. This warranty covers the product in full, for repair or replacement; any and all costs incurred other than the locks or hardware **are excluded**. If a problem occurs after the expiration of the warranty period, Accurate will, in most cases, remedy the problem on the basis of good will.

PRODUCT MODIFICATIONS

Accurate Lock and Hardware Co., LLC products are not designed or intended for aftermarket modification. The warranty on Accurate Lock and Hardware Co., LLC products becomes void if the product is modified in any way, regardless of whether the modification causes or contributes to any alleged defect. Warranty voiding modifications include, but are not limited to, nonauthorized third-party electrification of non-electric products and/or the installation of non-approved or non-Accurate Lock and Hardware Co., LLC components.

Product Maintenance

ACCURATE STRONGLY DISCOURAGES THE DISASSEMBLING OF ANY OF ITS PRODUCTS FOR MAINTENANCE RELATED ISSUES. PLEASE CALL ACCURATE WITH ANY QUESTIONS OR CONCERNS ABOUT LOCK AND HARDWARE FUNCTIONALITY.

WHEN A MALFUNCTION IS SUSPECTED:

- Open door - perform all operations (by operating the trim/cylinder). If the lock functions properly, then there probably is an issue with frame preparation.
- If lock does not function while door is open, remove lock from door. Perform all operations of lock with loose lock and trim.
- If lock has a cylinder operation, check cam compatibility. Refer to the Cam Chart in the Trim section.
- If cam is correct and lock still does not function properly, call Accurate to speak with one of our technical engineers.

FINISH MAINTENANCE IS A DIRECT FUNCTION OF THE TYPE OF MATERIAL, METAL PREPARATION, AND THE PROTECTIVE AGENT CHARACTERISTIC OF SPECIFIC FINISHES. PLEASE CONTACT ACCURATE TO VERIFY EXISTING FINISHES AND DETERMINE APPROPRIATE MAINTENANCE.

GENERAL FINISH MAINTENANCE GUIDELINES:

- Finishes with lacquer protective coating: Accurate suggests to use only a non-abrasive moist cloth to wipe the metal. The use of chemical agents is strongly discouraged.
- Finishes without lacquer or any protective coating may be maintained with commercially available products furnished for use with these metals (e.g. Brasso).
- Finishes that include oil protection can be maintained by wiping with a non-abrasive moist cloth, and then applying additional oil in modest amounts with an oil-soaked, non-abrasive cloth.
- Finishes with wax protection can be cleaned with "bowling alley wax" applied in a modest amount by using a non-abrasive cloth.

ACCURATE LOCK & HARDWARE
PRICE BOOK

P : (203) 348 8865

E : sales@accuratelockandhardware.com

W : accuratelockandhardware.com

NET PRICES EFFECTIVE JANUARY 1