











WASHING MACHINES

						
Model	WXD160 WCS	WWD160 WCS	WWD660 WCS TDos	WXF660 WCS TDos	WXI860 WCS TDos & IntenseWash	WXR860 WCS TDos & IntenseWash
Mat #	11614070	11614040	11614100	11614130	11614140	11613700
Price	\$1,499	\$1,499	\$1,699	\$1,799	\$2,099	\$2,449
Interface	DirectSensor	DirectSensor	DirectSensor	ComfortSensor	ComfortSensor	MTouch
Control Type	Rotary Selector	Rotary Selector	Rotary Selector	Rotary Selector	Rotary Selector	Touch Control
TwinDos	-	-	●	●	●	●
Drum Light	-	-	-	LED	LED	LED
MultiLingua	-	-	-	●	●	●
Eco Feedback	-	-	-	●	●	●
PROGRAMS						
Normal	●	●	●	●	●	●
Delicates	●	●	●	●	●	●
Sanitize	●	●	●	●	●	●
Handwash	●	●	●	●	●	●
Dress Shirts	●	●	●	●	●	●
Darks / Denims	●	●	●	●	●	●
Mobile Start	●	●	●	●	●	●
Express (Light Soil)	●	●	●	●	●	●
Extra White	●	●	●	●	●	●
Outdoor	●	●	●	●	●	●
Proofing	●	●	●	●	●	●
Drain / Spin	●	●	●	●	●	●
Table Linens / Drapes	-	-	-	●	●	●
Sportswear	-	-	-	●	●	●
Woolen	-	-	-	●	●	●
Silk	-	-	-	●	●	●
Towels	-	-	-	●	●	●
Pillows	-	-	-	●	●	●
Baby Clothes	-	-	-	●	●	●
Downs	-	-	-	●	●	●
Quick Rinse	-	-	-	●	●	●
Wrinkle-free	-	-	-	●	●	●
QuickIntenseWash	-	-	-	-	●	●
Curtains	-	-	-	-	-	●
Sneakers	-	-	-	-	-	●
Starch	-	-	-	-	-	●
ADDITIONAL OPTIONS						
Soft Steam	●	●	●	●	●	●
Child Lock	●	●	●	●	●	●
Allergy Wash	-	-	-	●	●	●
Pre-wash	-	-	-	●	●	●
Extra Gentle	-	-	-	●	●	●
Extra Rinse	-	-	-	●	●	●
Soak	-	-	-	●	●	●
Single Wash	-	-	-	-	●	●
Favorites & Assistant	-	-	-	-	-	●
Load / Capacity	18 lbs (8 kg) / 2.26 cu ft					
Electrical	110 V / 120 V, 60 Hz, 15 Amps					
Annual Energy Consumption	116 kWh					
Dimensions	W 23 1/2" x H 33 1/2" – 34 3/4" x D 23 5/8" (25 5/16" with door)					
Construction Type	Stackable / Side-by-side / Slot-in					
Stack / Riser	Stacking kit WTV 502; Stacking kit with drawer WTV512; Plinth with drawer WTS 510					
Door Hinging	Left					

HEAT PUMP DRYERS

				
	▲	◆	●	■
Model	TXD160WP	TWD360WP	TXI680WP Eco & Steam	TXR860WP Eco & Steam
Mat #	11619650	11619730	11619850	11620030
Price	\$1,599	\$1,699	\$1,799	\$2,449
Interface	DirectSensor	DirectSensor	ComfortSensor	MTouch
Control Type	Rotary Selector	Rotary Selector	Rotary Selector	Touch Control
Fragrance Dos	1	2	2	2
Drum Light	LED	LED	LED	LED
MultiLingua	-	-	●	●
Eco Feedback	-	-	●	●
PROGRAMS				
Normal	●	●	●	●
Delicates	●	●	●	●
Bed Linens	●	●	●	●
Woolens / Silks	●	●	●	●
Dress Shirts	●	●	●	●
Denims	●	●	●	●
Smoothing	●	●	●	●
Express	●	●	●	●
Outdoor	●	●	●	●
Proofing	●	●	●	●
Time Dry / DryFresh	●	●	-	-
Time Dry	-	-	●	●
DryFresh	-	-	●	●
Soft Steam	-	-	●	●
Table Linens / Drapes	-	-	●	●
Wrinkle-free	-	-	●	●
Pillows	-	-	●	●
Cold Air	-	-	●	●
Basket	-	-	●	●
Sportswear	-	-	●	-
ADDITIONAL OPTIONS				
Buzzer	●	●	●	●
Gentle Tumble	●	●	●	●
Anti-crease	●	●	●	●
Clean Filter Indication	●	●	●	●
Child Lock / PIN	●	●	●	●
Freshen Up	-	-	●	●
Time Display	-	-	-	●
Favorites & Assistant	-	-	-	●
Load / Capacity	17.6 lbs (7.9 kg) / 4.026 cu ft			
Electrical	110 V / 120 V, 60 Hz, 15 Amps			
Annual Energy Consumption	130 kWh			
Dimension	W 23 1/2" x H 33 1/2" – 34 3/4" x D 23 5/8" (25 5/16" with door)			
Construction Type	Stackable / Side-by-side / Slot-in			
Stack / Riser	Stacking kit WTV 502; Stacking kit with drawer WTV512; Plinth with drawer WTS 510			
Door Hinging	Reversible Right			