

# PRODUCT CATALOG 2025

January 1<sup>st</sup>





SIDELINE - DB5021, DB2170, DB3008

## General Terms & Conditions of Sale

### CUSTOMERS

Smedbo Inc. only sells and ships to recognized DEALER customers for resale. All Smedbo customers must complete a credit application prior to the shipment of any orders. No sales are made to end-users.

### PRICES

The January 1<sup>st</sup> 2025 price list applies effective January 1<sup>st</sup>, 2025 and all prior corresponding price lists are cancelled. Prices are subject to change without notice. Prices in effect at time of shipment will apply. Items may be discontinued without notice.

### PAYMENT TERMS

Net 30 days from date of shipment and past due thereafter. Accounts past due are subject to a 1.5% monthly charge (18% per annum). Settlement of past due invoices is required before additional shipments will be made. Unless Smedbo has received payment for all products provided by Smedbo, Smedbo shall retain sufficient title to such products so that all such products which remain within the possession or control of the customers shall be subject to being demanded back by Smedbo upon request pursuant to SMEDBO's purchase money security interest in such products.

### FREIGHT

All goods are shipped FOB from the Smedbo facility in Lake Bluff, Illinois. All orders are shipped via United Parcel Service, unless another common carrier is agreed upon in writing. Upon customer request, Smedbo can ship next day, 2nd and 3rd day air. All freight charges, including insurance, will be added to invoice. FFA on all orders over \$200.00 net.

### PROJECT QUOTES

Special discounting may be given for larger construction projects and developments. Contact your local Sales Representative or SMEDBO to obtain a quote.

### DELIVERY

Delivery shall be deemed complete when products have been released to the freight carrier. Ownership of products shall also pass to customer upon delivery to the freight carrier, subject only to being demanded back by Smedbo pursuant to SMEDBO's purchase money security interest in such products (see Payment terms).

### RETURNS

No return merchandise will be accepted without prior written Smedbo authorization and a Smedbo Returned Goods Authorization (RGA) number. Goods returned without such authorization will be refused. All returns to Smedbo will be freight prepaid. No returns will be accepted beyond 60 days from original date of shipment. A credit will be issued for the original amount of the returned items. All returned merchandise will be subject to a 30% handling and restocking charge. If the goods are returned due to defect or a mistake in packaging, no charge will be applied.

### CLAIMS

All claims for damages, apparent or concealed must be made in writing to Smedbo within eight (8) days after receipt of merchandise. Failure to do so shall constitute acceptance of the merchandise and a waiver of any future claims. All goods are packed by Smedbo in approved containers and our responsibility for damage in transit ceases upon acceptance by the freight carrier. If packages are received damaged, please note this on the receipt of the freight carrier before signing. Be sure to save all damaged cartons and packing materials to present to the freight carrier when filing claim. Claims for shortages must be made in writing with documentation and are subject to Smedbo verification.



From SMEDBO, Sweden - Swedish Quality



HOME H370N, H341N, H332N



# CONTENT

## Bathroom Accessories by SMEDBO

8 - 20	BLACK finish
21 - 24	BRUSHED BRASS finish
25 - 27	BRUSHED NICKEL finish
28 - 30	AIR Bathroom Line
31 - 35	HOME Bathroom Line
36 - 40	HOUSE Bathroom Line
41 - 45	ICE Bathroom Line
46 - 49	LIVING Bathroom Line
50 - 61	OUTLINE Bathroom Line
62 - 65	POOL Bathroom Line
66 - 76	SIDELINE Bathroom Line
77 - 79	VILLA Bathroom Line
80 - 83	XTRA Spare Parts
	<b>BESLAGSBODEN</b>
86 - 89	HOOKS
90 - 91	RACKS
92 - 95	FREE-STANDING ACCESSORIES
97	MAKE-UP MIRRORS
98 - 105	SELF-ADHESIVE ACCESSORIES
106 - 107	SHOWER BASKETS, SELF-ADHESIVE
108 - 109	DOOR HARDWARE
110	XTRA SPAREPARTS
111 - 112	SHOP EXPO
113	WARRANTY

# SYMBOLS / INFO



## Products with Solid Brass core

	POLISHED CHROME	BRUSHED CHROME	BRUSHED NICKEL	POLISHED BRASS *	BRUSHED BRASS *	BLACK	WHITE
AIR	●						
HOME	●	●	●		●	●	
HOUSE	●			●		●	●
ICE	●						
POOL	●						
VILLA	●			●			
SIDELINE	●	●	●	●	●	●	●
OUTLINE	●				●	●	●

\* Differences in color shading may occur



## Products with Stainless Steel core

	POLISHED STAINLESS STEEL	BRUSHED STAINLESS STEEL	CHROMED STAINLESS STEEL	BLACK	WHITE
LIVING	●		●		
SIDELINE	●		●		
OUTLINE	●	●		●	●

**10  
YEAR  
WARRANTY**

**5  
YEAR  
WARRANTY**

All Smedbo bathroom series have a 10-year warranty, except OUTLINE Pedal Bins, which have a 5-year warranty.

# SYMBOLS / INFO



**PMMA** = Polymethyl methacrylate. PMMA belongs to the group of acrylic resin plastics. The material is recyclable. PMMA is sensitive to solvents such as acetone.



**USB** - Rechargeable battery, charge with USB (battery and cord included)



**Battery operated** - Battery operated with 4 pcs, AA battery 1.5 V batteries (not included)



**Sensor Activated Quality Light** - An automatic motion sensor turns on the LED lights when detecting movement at 15 cm distance. Lights are turned off automatically after 12 seconds without movement.



**Dual Light** - Warm or cool light



**"easy to remove and clean"**. It is easy to remove the shower basket from the wall and clean it.



**Note that the surface to be glued** must be well cleaned and dry and that the self-adhesive glue must be allowed to harden for 24 hours before using the product.



**Self-adhesive products** are NOT recommended to be installed on wet room wallpaper as plasticizers in the wet room wallpaper adversely affect the adhesive and the product can detach from the wall.

Smedbo products should only be cleaned with a soft cloth and a mild soapy solution. Do not polish.



**BLACK** FINISH *by SMEDBO*



# HOME

## HOME Line Bath Accessories in Solid Brass

Sug. Ret.  
\$ EA



**Spare Toilet Roll Holder**  
Height 5"  
Black

HB320

100.00



**Toilet Brush**  
Height 15 3/8"  
Wall mounted  
Black/Plastic insert

HB332  
*H233N*  
*H234N*

312.00  
48.00  
48.00



**Toilet Brush incl. Container**  
Height 15"  
Wall mounted  
Black/Porcelain

HB333P  
*H233N*  
*H234N*  
*O334*

244.00  
48.00  
48.00  
123.00



**Double Towel Rail**  
Length 25 1/2". cc 24"  
Black

HB3364

258.00



**Toilet Roll Holder**  
Black

HB341

100.00



**Toilet Roll Holder**  
Black

HB3411

111.00



**Holder with Soap Dish**  
Black/Porcelain  
*Spare Porcelain Soap Dish*

HB342P  
*O348*

141.00  
50.00



**Holder with Tumbler**  
Black/Porcelain  
*Spare Porcelain Tumbler*

HB343P  
*O349*

122.00  
50.00



HB344 **Towel Ring**  
Diameter 6 <sup>3</sup>/<sub>4</sub>"  
Black 117.00



HB3455 **Multi-purpose Hook. Pair**  
Depth 1". Diameter <sup>3</sup>/<sub>4</sub>"  
Black 55.00



HB3464 **Single Towel Rail**  
Length 25 <sup>1</sup>/<sub>2</sub>". cc 24"  
Black 187.00



HB355 **Towel Hook**  
Diameter 1 <sup>7</sup>/<sub>8</sub>"  
Black 66.00



HB356 **Double Towel Hook**  
Length 3 <sup>1</sup>/<sub>2</sub>"  
Black 100.00



HB359 **Quadruple Hook**  
Length 7"  
Black 143.00



HB361 **Holder with Glass Soap Pump**  
Pumphead of Solid Brass  
Height 4 <sup>3</sup>/<sub>4</sub>"  
Volume 150 ml  
Wall mounted  
Black/Frosted Glass 414.00



HB369P **Holder with Porcelain Pump**  
Pumphead of Solid Brass  
Height 7"  
Volume 200 ml  
Wall mounted  
Black/Porcelain 243.00  
O351 *Spare Porcelain Soap Container* 123.00



HB370 **Soap Dispenser**  
Pumphead of Solid Brass  
Height 6 <sup>1</sup>/<sub>4</sub>"  
Volume 150 ml  
Wall mounted  
Black 258.00

# HOUSE

## HOUSE Line Bath Accessories in Solid Brass

Sug. Ret.  
\$ EA

	RB320	<b>Spare Toilet Roll Holder</b> Height 5" Black	110.00
	RB332 <i>H233N</i> <i>H234N</i>	<b>Toilet Brush</b> Height 15 <sup>3</sup> / <sub>8</sub> " Wall mounted Black/Plastic insert <i>Spare Brush Black</i> <i>Spare Brush White</i>	352.00 <i>48.00</i> <i>48.00</i>
	RB333P <i>H233N</i> <i>H234N</i> <i>O334</i>	<b>Toilet Brush incl. Container</b> Height 15" Wall mounted Black/Porcelain <i>Spare Brush Black</i> <i>Spare Brush White</i> <i>Spare Porcelain Container</i>	227.00 <i>48.00</i> <i>48.00</i> <i>123.00</i>
	RB3364	<b>Double Towel Rail</b> Length 25 <sup>1</sup> / <sub>2</sub> ". cc 24" Black	266.00
	RB341	<b>Toilet Roll Holder</b> Black	106.00
	RB3411	<b>Toilet Roll Holder</b> Black	121.00
	RB342P <i>O348</i>	<b>Holder with Soap Dish</b> Black/Porcelain <i>Spare Porcelain Soap Dish</i>	113.00 <i>50.00</i>
	RB343P <i>O349</i>	<b>Holder with Tumbler</b> Black/Porcelain <i>Spare Porcelain Tumbler</i>	113.00 <i>50.00</i>

# HOUSE

Article  
No.

HOUSE Line Bath Accessories  
in Solid Brass

Sug. Ret.  
\$ EA



RB344  
**Towel Ring**  
Diameter 6 3/4"  
Black

133.00



RB3455  
**Multi-purpose Hook. Pair**  
Depth 1". Diameter 3/4"  
Black

53.00



RB3464  
**Single Towel Rail**  
Length 25 1/2". cc 24"  
Black

209.00



RB355  
**Towel Hook**  
1 7/8" x 1 7/8"  
Black

76.00



RB356  
**Double Towel Hook**  
Length 3 1/2"  
Black

106.00



RB359  
**Quadruple Hook**  
Length 7"  
Black

160.00



RB361  
**Holder with Glass Soap Pump**  
Pumphead of Solid Brass  
Height 4 3/4"  
Volume 150 ml  
Wall mounted  
Black/Frosted Glass

437.00




RB369P  
O351  
**Holder with Glass Soap Pump**  
Pumphead of Solid Brass  
Height 7"  
Volume 200 ml  
Wall mounted  
Black/Porcelain  
*Spare Porcelain Soap Container*

227.00  
123.00



RB370  
**Soap Dispenser**  
Pumphead of Solid Brass  
Height 6 1/4"  
Volume 150 ml  
Wall mounted  
Black


287.00



DB3001

**Design Soap Basket**  
**Solid Brass Construction**  
10" x 4"  
Height 2 1/2"  
Black

190.00



DB3006

**Shower Basket for Shower Riser Rail**  
Fits rail thickness 3/4", 7/8", 1"  
Basket 10" x 4"  
Height 2 1/2"  
Black

305.00



DB3008

**Shower Basket for Shower Riser Rail**  
Fits rail thickness 3/4", 7/8", 1"  
Basket 200 x 110 mm  
Height 70 mm  
Black

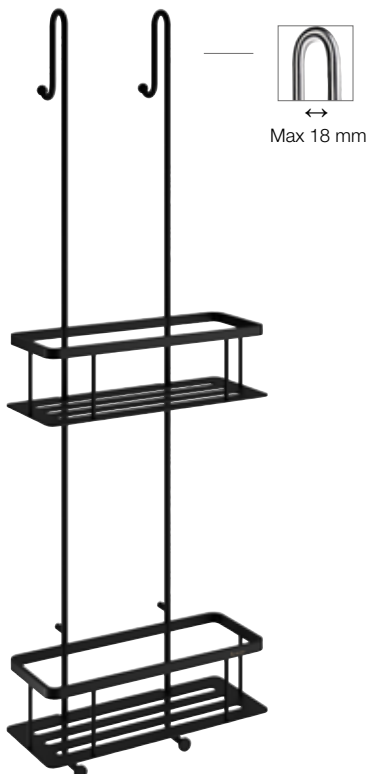
304.00



DB3031

**Design Corner Soap Basket**  
**Solid Brass Construction**  
7 7/8" x 7 7/8"  
Height 3"  
Black

221.00



DB3041

**Shower Basket, Double**  
**Solid Brass Construction**  
Total Height 30"  
Basket size 8 1/8" x 5 1/8"  
Height 3"  
Black

468.00

# SIDELINE

Article  
No.

SIDELINE Line  
Bath Accessories

Sug. Ret.  
\$ EA



**Shower Shelf, "Hide"**  
8.25" x 8.25"  
Height 10.25"  
Black Aluminium

158.00



**Shower Shelf, "Cube"**  
10" x 10"  
Depth 4.25"  
Black Aluminium

179.00



**Shower Niche**  
To be built into the wall  
12" x 12"  
Depth 4"  
Black Stainless Steel

.00



**Shower Niche**  
To be built into the wall  
24" x 12"  
Depth 4"  
Black Stainless Steel

.00



**Shower Shelf  
Self-adhesive \***  
10" x 4"  
Wallplate Height 2"  
Black Stainless Steel

? .00



**Corner Shower Shelf  
Self-adhesive \***  
8.25" x 8.25"  
Wallplate Height 2"  
Black Stainless Steel

? .00



\* Note that the surface to be glued must be well cleaned and dry and that the self-adhesive glue must be allowed to harden for 24 hours before using the product.

# SIDELINE

Article No. SIDELINE Lin Bath Accessories in Stainless Steel Sug. Ret. \$ EA



**Grout Line Corner Shelf**  
 With built-in Razor hole and hook  
 7 7/8" x 7 7/8"  
 DB3060 Black Stainless Steel

121.00



**Grout Line Shelf, with holes**  
 10" x 4"  
 DB3061 Black Stainless Steel

75.00




**Grout Line Shelf, with lines**  
 10" x 4"  
 DB3062 Black Stainless Steel

75.00



**Grout Line Corner Shelf, with holes**  
 7 7/8" x 7 7/8"  
 DB3063 Black Stainless Steel

75.00



**Grout Line Corner Shelf, with lines**  
 7 7/8" x 7 7/8"  
 DB3064 Black Stainless Steel

75.00



**Shower Shelf**  
 10" x 4.5"  
 Wallplate Height 2"  
 Removeable  
 DB5001 Black Stainless Steel

218.00



**Shower Corner Shelf**  
 8.25" x 8.25"  
 Wallplate Height 2"  
 Removeable  
 DB5011 Black Stainless Steel

279.00





**Shower Squeegee with easy-grip Handle**  
Can be used with Hook DK2113, see page 76  
Silicone Blade  
Length 9 1/2"  
DK2130 Black ABS/Polished Chrome/Silicone 100.00



**Shower Squeegee with easy-grip Handle**  
Can be used with Hook DK2113, see page 76  
Silicone Blade  
Length 9 1/2"  
DB2145 Black ABS/Silicone 48.00



**Shower Squeegee with Self-adhesive Hook**  
Silicone Blade  
9 1/2" x 8 1/2"  
DB2140 Black Stainless Steel 85.00




**Shower Squeegee with Self-adhesive Hook**  
Silicone Blade  
15.75" x 8.5"  
DB2142 Black Stainless Steel 160.00



**Shower Squeegee with Self-adhesive Hook**  
Silicone Blade  
9 1/2" x 19 1/2"  
DK2165 Chromed Stainless Steel/Black grip 160.00

**NEW**



**Floor Squeegee with Self-adhesive Hook**  
Silicone Blade  
15.5" x 52.25"  
DB2170 Black Stainless Steel 289.00

# OUTLINE

Article  
No.

OUTLINE Line  
Bath Accessories

Sug. Ret.  
\$ EA



FB627

### Travel-/Make-up Mirror with Rechargeable LED

Normal and magnifies 7 times  
Rechargeable battery, charge with USB  
(Battery and USB cord included)  
Diam 4 3/4"

Matte Black ABS

68.00



FB623

### Travel-/Make-up Mirror

Normal and Magnifies 5 and 12 times  
Diam 4" (each mirror)

Matte Black ABS

48.00



FB625

### Make-up Mirror with Suction Cups LED-technology

Normal and Magnifies 7 times  
Rechargeable battery, charge with USB  
(battery and cord included)  
Diam 5"

Matte Black ABS

74.00



FB444

### Make-up Mirror/Table mirror LED

Free Standing with swivel stand  
Rechargeable battery, charge with USB  
(Battery and USB cord included)  
Diameter 7"

Normal and Magnifies 7 times

Matte Black

158.00





FB445

**Swing arm Shaving/Make-up Mirror**

Wall mounted  
Mirror Diameter 7 7/8", Arm length 13 1/2"  
Two sides - normal and magnifies 7 times  
Matte Black

.00



FB446

**Shaving/Make-up Mirror LED**

PMMA Frame  
Wall mounted  
Rechargeable battery, charge with USB  
(Battery and USB cord included)  
Diameter 7"  
Normal and Magnifies 7 times  
Matte Black

.00



FK485EBP

**Shaving/Make-up Mirror with LED-technology, Dual Light** (warm and cool light)

PMMA Frame  
Wall mounted  
Battery operated with 4 pcs, AA battery  
1.5V batteries (not included)  
Magnifies 5 times  
Mirror Diameter 7 7/8", Arm length 13 1/2"  
Matte Black

696.00



FK484EBP

**Shaving/Make-up Mirror with LED-technology, Dual Light** (warm and cool light)

PMMA Frame  
Free Standing  
Battery operated with 4 pcs, AA battery  
1.5V batteries (not included)  
Magnifies 5 times  
Mirror Diameter 7 7/8", Height 15 3/8"  
Matte Black

362.00

# OUTLINE

Article  
No.

Bath Accessories  
in Stainless Steel

Sug. Ret.  
\$ EA



**Toilet Roll Holder/Spare Toilet Roll Holder**  
Height 24 1/3"  
Base plate 6 3/4"  
Round  
Free Standing  
Matte Black

FB635 218.00



**Toilet Roll Holder/Spare Toilet Roll Holder**  
Height 24 1/3"  
Base plate 6 3/4" x 6 3/4"  
Square  
Free Standing  
Matte Black

FB636 288.00



**Toilet Roll Holder with Shelf**  
Shelf 3.75" x 6.75"  
Total Length 10.5"  
Wall mounted  
Matte Black

FB3411 178.00



**Step can 1 1/2 gallon. Soft Close**  
Stainless Steel  
9 1/2" x 12 1/2" x 9"  
Matte Black

FK665 138.00  
F971 Bin liner 1 1/2 gallons. (40 pcs) 20.00



**Step can 1 1/2 gallon. Soft Close**  
Stainless Steel  
Height 12"  
Diameter 8.5"  
Matte Black

FB668 104.00  
F971 Bin liner 1 1/2 gallons. (40 pcs) 20.00



**Wallmounted bin**  
Stainless Steel  
Includes brackets for wall/unit/door  
Height 8"  
6.25" x 8.50"

FB669 .00

# OUTLINE

Article No.

OUTLINE Line  
Bath Accessories

Sug. Ret.  
\$ EA



FB210

**Cabinet Towel Bar**  
Length 13 3/4"  
Mounted with screws from the inside of the cabinet  
Matte Black

.00



NEW

FB300

**Guest Towel Rail/Towel Rail**  
Length 16"  
Can be mounted vertically or horizontally  
Wall mount  
Matte Black

.00



FB211

**Towel Rail**  
Length 15"  
Wall mount  
Matte Black

156.00



FB212

**Double Towel Rail**  
Length 15"  
Wall mount  
Matte Black

237.00



NEW

FB615

**Vertical Towel Hanger "Tree"**  
3 Hooks  
Height 67.75"  
Depth 3"  
(Depth incl hook 4.75")  
Wall mount  
Matte Black

.00

## LIVING



NEW

FB810

**Single Grab Bar**  
Total Length 16"  
Diameter 1"  
Black

?.00



NEW

FB407

**Shower Chair**  
Plexi Glass  
Total Height 17.25"  
Matte Black

330.00

**BRUSHED BRASS** FINISH *by SMEDBO*





**Spare Toilet Roll Holder**  
Height 5"  
Brushed Brass

116.00



**Toilet Brush**  
Height 15 3/8"  
Wall mounted  
Brushed Brass

HV332  
H233N *Spare Brush Black*  
H234N *Spare Brush White*

364.00

48.00

48.00



**Toilet Brush incl. Container**  
Height 15"  
Wall mounted  
Brushed Brass/Porcelain

HV333P  
H233N *Spare Brush Black*  
H234N *Spare Brush White*  
O334 *Spare Porcelain Container*

283.00

48.00

48.00

123.00



**Double Towel Rail**  
Length 25 1/2". cc 24"  
Brushed Brass

HV3364

301.00



**Toilet Roll Holder**  
Brushed Brass

HV341

116.00



**Toilet Roll Holder**  
Brushed Brass

HV3411

130.00



**Holder with Soap Dish**  
Brushed Brass/Porcelain

HV342P  
O348 *Spare Porcelain Soap Dish*

61.00

50.00












**Holder with Tumbler**  
Brushed Brass/Porcelain

HV343P  
O349 *Spare Porcelain Tumbler*

141.00

50.00

# HOME

	Article No.	HOME Line Bath Accessories in Solid Brass	Sug. Ret. \$ EA
	HV344	<b>Towel Ring</b> Diameter 6 3/4" Brushed Brass	141.00
	HV3455	<b>Multi-purpose Hook. Pair</b> Depth 1". Diameter 3/4" Brushed Brass	64.00
	HV3464	<b>Single Towel Rail</b> Length 25 1/2". cc 24" Brushed Brass	218.00
	HV355	<b>Towel Hook</b> Diameter 1 7/8" Brushed Brass	78.00
	HV356	<b>Double Towel Hook</b> Length 3 1/2" Brushed Brass	116.00
	HV359	<b>Quadruple Hook</b> Length 7" Brushed Brass	167.00
	HV361	<b>Holder with Glass Soap Pump</b> Height 4 3/4" Volume 150 ml Wall mounted Brushed Brass/Frosted Glass	283.00
	HV369P	<b>Holder with Porcelain Pump</b> Height 7" Volume 200 ml Wall mounted Brushed Brass/Porcelain	119.00
	O351	<i>Spare Porcelain Soap Container</i>	123.00
	HV370	<b>Soap Dispenser</b> Height 6 1/4" Volume 150 ml Wall mounted Brushed Brass	301.00

## SIDELINE

Article  
No.

SIDELINE Line Bath Accessories  
in Solid Brass

Sug. Ret.  
\$ EA



DV3001S

**Design Soap Basket**  
**Solid Brass Construction**  
10" x 4"  
Height 2 1/2"  
Brushed Brass

173.00

## OUTLINE

OUTLINE Line Bath Accessories  
in Solid Brass



FV445S

**Swing arm Shaving/Make-up Mirror**  
Wall mounted  
Mirror Diameter 7 7/8"  
Arm length 13 1/2"  
Two sides - normal and magnifies 7 times  
Brushed Brass

500.00



**BRUSHED NICKEL** FINISH *by SMEDBO*



# HOME

	Article No.	Bath Accessories in Solid Brass	Sug. Ret. \$ EA
	H320N	<b>Spare Toilet Roll Holder</b> Height 5" Brushed Nickel	105.00
	H325N	<b>Grab Bar</b> Total Length 11 1/4" Diameter 1" Brushed Nickel	213.00
	H332N	<b>Toilet Brush</b> Height 15 3/8" Wall mounted Brushed Nickel	312.00
	H233N	<i>Spare Brush Black</i>	48.00
	H234N	<i>Spare Brush White</i>	48.00
	H341N	<b>Toilet Roll Holder</b> Brushed Nickel	101.00
	H3411N	<b>Toilet Roll Holder</b> Brushed Nickel	112.00
	H342N	<b>Holder with Soap Dish</b> Brushed Nickel/Frosted Glass	101.00
	L348	<i>Spare Frosted Glass Soap Dish</i>	44.00
	H343N	<b>Holder with Tumbler</b> Brushed Nickel/Frosted Glass	101.00
	L349	<i>Spare Frosted Glass Tumbler</i>	46.00
	H3464N	<b>Single Towel Rail</b> Length 25 1/2". cc 24" Brushed Nickel	191.00
	H347N	<b>Glass Shelf</b> Length 24" Brushed Nickel/Frosted Glass	191.00
	H350	<i>Spare Frosted Glass Shelf</i>	78.00



**Towel Ring**  
Diameter 6 <sup>3</sup>/<sub>4</sub>"  
Brushed Nickel

118.00



**Multi-purpose Hook. Pair**  
Depth 1". Diameter <sup>3</sup>/<sub>4</sub>"  
Brushed Nickel

57.00



**Towel Hook**  
Diameter 1 <sup>7</sup>/<sub>8</sub>"  
Brushed Nickel

69.00



**Double Towel Hook**  
Length 3 <sup>1</sup>/<sub>2</sub>"  
Brushed Nickel

101.00



**Bath Robe Hook**  
Height 5 <sup>1</sup>/<sub>3</sub>"  
Brushed Nickel

109.00



**Holder with Glass Soap Pump**  
Pumphead of Solid Brass  
Height 7"  
Volume 200 ml  
Wall mounted  
Brushed Nickel/Frosted Glass  
*H351 Spare Frosted Glass Soap Container*

191.00  
111.00



**Soap Dispenser**  
Pumphead of Solid Brass  
Height 6 <sup>1</sup>/<sub>4</sub>"  
Volume 150 ml  
Wall mounted  
Brushed Nickel

258.00












**Design Soap Basket**  
Solid Brass Construction  
10" x 4"  
Height 2 <sup>1</sup>/<sub>2</sub>"  
Brushed Nickel

186.00

**AIR** by SMEDBO



# AIR

	Article No.	Bath Accessories in Solid Brass	Sug. Ret. \$ EA
	AK320	<b>Spare Toilet Roll Holder</b> Height 6 3/4" Polished Chrome	111.00
	AK323	<b>Holder for Hairdryer and Straightener</b> 4 3/4" W x 4" D x 3/4" H Polished Chrome	130.00
	AK325	<b>Grab Bar</b> Total Length 11 7/8". Diameter 1" Polished Chrome	218.00
	AK326	<b>Swing Arm Towel Rail</b> Length 17" Polished Chrome	203.00
	AK327	<b>Swing Arm Triple Hook</b> Length 5" Height 3 3/4" Polished Chrome	148.00
	AK3334 H233N H234N N334	<b>Toilet Brush incl. Container</b> Height 15" Wall mounted Polished Chrome/Frosted Glass <i>Spare Brush Black</i> <i>Spare Brush White</i> <i>Spare Frosted Glass Container</i>	? .00 48.00 48.00 106.00
	AK3364	<b>Double Towel Rail</b> Length 24". cc 21 3/4" Polished Chrome	275.00
	AK341	<b>Toilet Roll Holder</b> Polished Chrome	130.00
	AK3414	<b>Toilet Roll Holder with Cover</b> Polished Chrome	164.00

NEW

	Article No.	Bath Accessories in Solid Brass	Sug. Ret. \$ EA
	AK3411	<b>Toilet Roll Holder</b> Polished Chrome	143.00
	AK343 L349	<b>Holder with Tumbler</b> Polished Chrome/Frosted Glass <i>Spare Frosted Glass Tumbler</i>	148.00 44.00
	AK344	<b>Towel Ring</b> 8" x 6 3/4" Polished Chrome	164.00
	AK3455	<b>Multi-purpose Hook. Pair</b> Depth 1 1/2". Diameter 3/4" Polished Chrome	69.00
	AK3464	<b>Single Towel Rail</b> Length 24". cc 21 3/4" Polished Chrome	218.00
 <b>NEW</b>	AK3465	<b>Single Towel Rail</b> Length 31.5". cc 30.5" mm Polished Chrome	? .00
	AK355	<b>Towel Hook</b> Height 1 7/8" Polished Chrome	69.00
 <b>NEW</b>	AK3552	<b>Towel Hook Mini. Pair</b> Height 1" Polished Chrome	? .00
 <b>NEW</b>	AK361	<b>Holder with Glass Soap Dispenser</b> Height 4.75" Volume 150 ml Wall mounted Polished Chrome	? .00
	AK369 H351	<b>Holder with Glass Soap Dispenser</b> Height 7" Volume 200 ml Wall mounted Polished Chrome <i>Spare Frosted Glass Soap Container</i>	235.00 111.00

**HOME** by SMEDBO



HOME HS355



	<b>Spare Toilet Roll Holder</b>	
	Height 5"	
HK320	Polished Chrome	90.00
HS320	Brushed Chrome	105.00



	<b>Holder for Hairdryer</b>	
	Height 6"	
	Diameter 3 1/2"/2 1/2"	
HK323	Polished Chrome	118.00




	<b>Holder for Hairdryer and Straightener</b>	
	Height 5"	
HK3231	Polished Chrome	123.00
HS3231	Brushed Chrome	125.00



	<b>Grab Bar</b>	
	Total Length 11 1/4"	
	Diameter 1"	
HK325	Polished Chrome	191.00



	<b>Swing Arm Towel Rail</b>	
	Length 17 1/2"	
HK326	Polished Chrome	152.00
HS326	Brushed Chrome	172.00



	<b>Swing Arm Triple Hook</b>	
	Height 3 1/2"	
HK327	Polished Chrome	145.00
HS327	Brushed Chrome	152.00



	<b>Fixed Towel Rail</b>	
	Length 16 1/2"	
HK328	Polished Chrome	130.00
HS328	Brushed Chrome	138.00



	<b>Toilet Brush</b>	
	Height 15 3/8"	
	Wall mounted	
HK332	Polished Chrome/Plastic insert	284.00
HS332	Brushed Chrome/Plastic insert	299.00
H233N	Spare Brush Black	48.00
H234N	Spare Brush White	48.00



**Toilet Brush incl. Container**

Height 15"

Wall mounted

HK333

Polished Chrome/Frosted Glass

168.00

HS333

Brushed Chrome/Frosted Glass

191.00

H233N

Spare Brush Black

48.00

H234N

Spare Brush White

48.00

N334

Spare Frosted Glass Container

106.00



**Toilet Brush incl. Container**

Height 15"

Wall mounted

HK333P

Polished Chrome/Porcelain

221.00

H233N

Spare Brush Black

48.00

H234N

Spare Brush White

48.00

O334

Spare Porcelain Container

123.00



**Double Towel Rail**

Length 25 1/2". cc 24"

HK3364

Polished Chrome

234.00

HS3364

Brushed Chrome

257.00



**Toilet Roll Holder**

HK341

Polished Chrome

90.00

HS341

Brushed Chrome

101.00



**Toilet Roll Holder**

HK3411

Polished Chrome

102.00

HS3411

Brushed Chrome

110.00



**Toilet Roll Holder with Cover**

HK3414

Polished Chrome

130.00

HS3414

Brushed Chrome

144.00



**Holder with Soap Dish**

HK342

Polished Chrome/Frosted Glass

90.00

L348

Spare Frosted Glass Soap Dish

44.00



**Holder with Soap Dish**

HB342P

Black/Porcelain

141.00

HK342P

Polished Chrome/Porcelain

110.00

O348

Spare Porcelain Soap Dish

50.00

Article  
No.

Bath Accessories  
in Solid Brass

Sug. Ret.  
\$ EA



HK343  
HS343  
L349

**Holder with Tumbler**

Polished Chrome/Frosted Glass  
Brushed Chrome/Frosted Glass  
*Spare Frosted Glass Tumbler*

90.00  
101.00  
46.00



HK343P  
O349

**Holder with Tumbler**

Polished Chrome/Porcelain  
*Spare Porcelain Tumbler*

110.00  
50.00



HK344  
HS344

**Towel Ring**

Diameter 6 3/4"  
Polished Chrome  
Brushed Chrome

106.00  
118.00



HK3455  
HS3455

**Multi-purpose Hook. Pair**

Depth 1". Diameter 3/4"  
Polished Chrome  
Brushed Chrome

50.00  
53.00



HK3464  
HS3464

**Single Towel Rail**

Length 25 1/2". cc 24"  
Polished Chrome  
Brushed Chrome

170.00  
191.00



HK347  
H350

**Glass Shelf**

Length 24"  
Polished Chrome/Frosted Glass  
*Spare Frosted Glass Shelf*

170.00  
78.00



HK355  
HS355

**Towel Hook**

Diameter 1 7/8"  
Polished Chrome  
Brushed Chrome

61.00  
69.00



HK356  
HS356

**Double Towel Hook**

Length 3 1/2"  
Polished Chrome  
Brushed Chrome

90.00  
101.00

# HOME

Article  
No.

Bath Accessories  
in Solid Brass

Sug. Ret.  
\$ EA



HK358  
HS358

**Bath Robe Hook**

Height 5 1/3"  
Polished Chrome  
Brushed Chrome

101.00  
109.00



HK359  
HS359

**Quadruple Hook**

Length 7"  
Polished Chrome  
Brushed Chrome

130.00  
140.00



HK361

**Holder with Glass Soap Pump**

Pumphead of Solid Brass  
Height 4 3/4"  
Volume 150 ml  
Wall mounted  
Polished Chrome/Frosted Glass

376.00



HK369  
HS369  
H351

**Holder with Glass Soap Pump**

Pumphead of Solid Brass  
Height 7"  
Volume 200 ml  
Wall mounted  
Polished Chrome/Frosted Glass  
Brushed Chrome/Frosted Glass  
*Spare Frosted Glass Soap Container*

168.00  
191.00  
111.00



HK369P  
O351

**Holder with Porcelain Pump**

Pumphead of Solid Brass  
Height 7"  
Volume 200 ml  
Wall mounted  
Polished Chrome/Porcelain  
*Spare Porcelain Soap Container*

221.00  
123.00



HK370  
HS370

**Soap Dispenser**

Pumphead of Solid Brass  
Height 6 1/4"  
Volume 150 ml  
Wall mounted  
Polished Chrome  
Brushed Chrome

234.00  
237.00

# HOUSE *by SMEDBO*



# HOUSE

Article  
No.

Bath Accessories  
in Solid Brass

Sug. Ret.  
\$ EA



RK320

**Spare Toilet Roll Holder**  
Height 5"  
Polished Chrome

100.00



RK3231

**Holder for Hairdryer and Straightener**  
Length 5"  
Polished Chrome


125.00



RK325

**Grab Bar**  
Total Length 11 1/4"  
Diameter 1"  
Polished Chrome


216.00



RK326

**Swing Arm Towel Rail**  
Length 17 1/2"  
Polished Chrome

173.00



RK327

**Swing Arm Triple Hook**  
Height 3 1/2"  
Polished Chrome

164.00



RK328

**Fixed Towel Rail**  
Length 16 1/2"  
Polished Chrome

145.00



RK332  
RX332  
H233N  
H234N

**Toilet Brush**  
Height 15 3/8"  
Wall mounted  
Polished Chrome/Plastic insert  
White/Plastic insert  
*Spare Brush Black*  
*Spare Brush White*

301.00  
352.00  
48.00  
48.00

# HOUSE

	Article No.	Bath Accessories in Solid Brass	Sug. Ret. \$ EA
		<b>Toilet Brush incl. Container</b> Height 15" Wall mounted	
	RK333	Polished Chrome/Frosted Glass	194.00
	RX333	White/Frosted Glass	213.00
	H233N	Spare Brush Black	48.00
	H234N	Spare Brush White	48.00
	N334	Spare Frosted Glass Container	106.00
		<b>Toilet Brush incl. Container</b> Height 15" Wall mounted	
	RK333P	Polished Chrome/Porcelain	238.00
	RV333P	Polished Brass/Porcelain	227.00
	H233N	Spare Brush Black	48.00
	H234N	Spare Brush White	48.00
	O334	Spare Porcelain Container	123.00
		<b>Double Towel Rail</b> Length 25 1/2". cc 24"	
	RB3364	Black	266.00
	RK3364	Polished Chrome	242.00
		<b>Toilet Roll Holder</b>	
	RK341	Polished Chrome	100.00
	RV341	Polished Brass	105.00
	RX341	White	106.00
	RK3411	Polished Chrome	110.00
	RK3414	Polished Chrome	140.00
		<b>Holder with Soap Dish</b>	
	RK342	Polished Chrome/Frosted Glass	100.00
	RX342	White/Frosted Glass	109.00
	L348	Spare Frosted Glass Soap Dish	44.00
		<b>Holder with Soap Dish</b>	
	RK342P	Polished Chrome/Porcelain	126.00
	RV342P	Polished Brass/Porcelain	113.00
	O348	Spare Porcelain Soap Dish	50.00

# HOUSE

Article  
No.

Bath Accessories  
in Solid Brass

Sug. Ret.  
\$ EA



RK343  
RX343  
L349

**Holder with Tumbler**  
Polished Chrome/Frosted Glass  
White/Frosted Glass  
*Spare Frosted Glass Tumbler*

100.00  
109.00  
44.00



RK343P  
RV343P  
O349

**Holder with Tumbler**  
Polished Chrome/Porcelain  
Polished Brass/Porcelain  
*Spare Porcelain Tumbler*

126.00  
113.00  
50.00



RK344  
RV344  
RX344

**Towel Ring**  
Diameter 6 3/4"  
Polished Chrome  
Polished Brass  
White

118.00  
125.00  
133.00



RK3455  
RV3455  
RX3455

**Multi-purpose Hook. Pair**  
Depth 1". Diameter 3/4"  
Polished Chrome  
Polished Brass  
White

50.00  
50.00  
53.00



RK3464  
RV3464  
RX3464

**Single Towel Rail**  
Length 25 1/2". cc 24"  
Polished Chrome  
Polished Brass  
White

194.00  
206.00  
209.00



RK347  
H350

**Glass Shelf**  
Length 24"  
Polished Chrome/Frosted Glass  
*Spare Frosted Glass Shelf*

194.00  
78.00



RK355  
RV355  
RX355

**Towel Hook**  
1 7/8" x 1 7/8"  
Polished Chrome  
Polished Brass  
White

63.00  
74.00  
76.00



RK356  
RV356  
RX356

**Double Towel Hook**  
Length 3 1/2"  
Polished Chrome  
Polished Brass  
White

100.00  
101.00  
106.00

# HOUSE

Article No. Bath Accessories in Solid Brass Sug. Ret. \$ EA



**Bath Robe Hook**  
Height 5 1/3"  
Polished Chrome 110.00



**Quadruple Hook**  
Length 7"  
Polished Chrome 144.00  
Polished Brass 152.00  
White 160.00



**Holder with Glass Soap Pump**  
Pumphead of Solid Brass  
Height 4 3/4"  
Volume 150 ml  
Wall mounted  
Polished Chrome/Frosted Glass 349.00



**Holder with Glass Soap Pump**  
Pumphead of Solid Brass  
Height 7"  
Volume 200 ml  
Wall mounted  
Polished Chrome/Frosted Glass 194.00  
White 213.00  
*H351 Spare Frosted Glass Soap Container 111.00*



**Holder with Glass Soap Pump**  
Pumphead of Solid Brass  
Height 7"  
Volume 200 ml  
Wall mounted  
Polished Chrome/Porcelain 239.00  
Polished Brass/Porcelain 227.00  
*O351 Spare Porcelain Soap Container 123.00*



**Soap Dispenser**  
Pumphead of Solid Brass  
Height 6 1/4"  
Volume 150 ml  
Wall mounted  
Polished Chrome 237.00  
White 287.00

**ICE** by SMEDBO





**Spare Toilet Roll Holder**  
 Height 6"  
 Polished Chrome  
 OK320 \* 104.00



**Holder for Hairdryer and Straightener**  
 Height 3/4" backplate  
 Length 5"  
 Depth 3 1/2"  
 Polished Chrome  
 OK323 \* 123.00



**Grab Bar**  
 Total Length 10 5/8"  
 Diameter 1"  
 Polished Chrome  
 OK325 \* 226.00










**Swing Arm Towel Rail**  
 Length 16"  
 Polished Chrome  
 OK326 182.00











**Swing Arm Triple Hook**  
 Length 4 3/8"  
 Height 3"  
 Polished Chrome  
 OK327 \* 160.00



**Toilet Brush incl. Container**  
 Height 15"  
 Wall mounted  
 Polished Chrome/Porcelain  
 OK333P 235.00  
 H233N Spare Brush Black 48.00  
 H234N Spare Brush White 48.00  
 O334 Spare Porcelain Container 123.00

	Article No.	Bath Accessories in Solid Brass	Sug. Ret. \$ EA
	OK341	<b>Toilet Roll Holder</b> Polished Chrome	106.00
	OK3411	<b>Toilet Roll Holder</b> Polished Chrome	106.00
	OK3414	<b>Toilet Roll Holder with Cover</b> Polished Chrome	150.00
	OK342P * O348	<b>Holder with Soap Dish</b> Polished Chrome/Porcelain <i>Spare Porcelain Soap Dish</i>	114.00 50.00
	OK343P * O349	<b>Holder with Tumbler</b> Polished Chrome/Porcelain <i>Spare Porcelain Tumbler</i>	114.00 50.00
	OK344	<b>Towel Ring</b> Length 7 <sup>7</sup> / <sub>8</sub> " Polished Chrome	126.00
	OK3455	<b>Multi-purpose Hook. Pair</b> Depth 1" Diameter <sup>3</sup> / <sub>4</sub> " Polished Chrome	53.00

	Article No.	Bath Accessories in Solid Brass	Sug. Ret. \$ EA
	OK3464 *	<b>Single Towel Rail</b> Length 25 4/5". cc 24" Polished Chrome	206.00
	OK3465	<b>Single Towel Rail</b> Length 33 1/4". cc 31 1/2" Polished Chrome	253.00
	OK347 * O350 *	<b>Glass Shelf</b> Length 24" Polished Chrome/Frosted Glass <i>Spare Frosted Glass Shelf</i>	196.00 95.00
	OK355	<b>Towel Hook</b> 1 7/8" x 1 7/8" Polished Chrome	69.00
	OK356	<b>Double Towel Hook</b> Length 3 1/2" Polished Chrome	106.00
	OK358	<b>Bath Robe Hook</b> Height 5 1/8" Polished Chrome	118.00
	OK359	<b>Quadruple Hook</b> Length 6 7/8" Polished Chrome	156.00
	OK369P * O351	<b>Holder with Soap Dispenser</b> Pumphead of Solid Brass Height 7" Volume 200 ml Wall mounted Polished Chrome/Porcelain <i>Spare Porcelain Soap Container</i>	235.00 123.00



**Toilet Brush incl. Container**  
Height 15"  
Wall mounted  
Polished Chrome/Porcelain

OK433P 355.00



**Holder with Soap Dish**  
Polished Chrome/Porcelain

OK442P \* 179.00



**Holder with Tumbler**  
Polished Chrome/Porcelain

OK443P 179.00



**Holder with Soap Dispenser**  
Pumphead of Solid Brass  
Height 4 1/2"  
Volume 200 ml  
Wall mounted  
Polished Chrome/Porcelain

OK461P 454.00



**Holder with Soap Dispenser**  
Pumphead of Solid Brass  
Height 7"  
Volume 350 ml  
Wall mounted  
Polished Chrome/Porcelain

OK469P \* 260.00











**Soap Dispenser**  
Pumphead of Solid Brass  
Height 7"  
Volume 350 ml  
Free Standing  
Polished Chrome/Porcelain









OK470P \* 176.00



# LIVING Basic

	Article No.	Bath Accessories in Stainless Steel	Sug. Ret. \$ EA
	FK806	<b>Grab Bar. Short</b> Total Length 12" Diameter 1" Polished Stainless Steel	187.00
	FK807	<b>Grab Bar. Long</b> Total Length 24" Diameter 1" Polished Stainless Steel	225.00
	FK808	<b>Grab Bar, Long V-form 135°</b> Total Length 19 1/2" Diameter 1" Polished Stainless Steel	225.00
	FK404 FK414	<b>Folding Wall mounted shower seat</b> Seat 14 5/8" x 12 1/2" Zinc Chromed/Aluminium White seat Dark grey seat	642.00 642.00
	FK406 FK416	<b>Shower Chair</b> Stain Resistant Anti-Bacterial Composite Seat Total Height 19" Polished Chrome on aluminium/ White Seat in polypropylene Polished Chrome on aluminium/ Dark grey Seat in polypropylene	673.00 673.00
	FX407	<b>Shower Chair</b> Plexi Glass Total Height 17.25" Shiny White	330.00
	FK840	<b>Hinged Grab Bar</b> Length 27.5" Wall Plate 4" x 9" Chromed Stainless Steel	895.00
	FK841	<b>Foot Rest for Corner</b> Length 11 1/2" Diameter 1" Chromed Steel/Non-slip surface	133.00

**NEW**

	FK810	<b>Single Grab Bar</b> Total Length 16" Diameter 1" Chromed	198.00
	FK811	<b>Double Grab Bar</b> Total Length 35 1/2" Diameter 1" Chromed	350.00
	FK812	<b>Grab Bar, V-shape, Left</b> 16" x 16" Diameter 1" Chromed	350.00
	FK813	<b>Grab Bar, V-shape, Right</b> 16" x 16" Diameter 1" Chromed	351.00
	FK815	<b>Grab Bar, Corner</b> 28 3/4" x 28 3/4" Diameter 1" Chromed	442.00
	FK814	<b>Shower Bar, L-shape, Left</b> 48 1/2" x 21" Diameter 1" Chromed	541.00
	FK816	<b>Shower Bar, L-shape, Right</b> 48 1/2" x 21" Diameter 1" Chromed	541.00
	FK817 FK8171	<b>Grab Bar, T-connection</b> Height 4" Diameter 1" Chromed <i>End-cap, Chromed plastic</i>	279.00 ?

	Article No.	Bath Accessories in Stainless Steel/Zinc	Sug. Ret. \$ EA
	FK820	<b>Fixing Point, Short</b> Length 15 3/4", Diameter 1" Chromed	134.00
	FK821	<b>Fixing Point, Long</b> Length 23 1/2", Diameter 1" Chromed	183.00
	FK830	<b>Connection, T-shape</b> Length 4", Diameter 1" Chromed	85.00
	FK831	<b>Connection, L-shape, Right</b> 5" x 5", Diameter 1" Chromed	106.00
	FK833	<b>Connection, L-shape, Left</b> 5" x 5", Diameter 1" Chromed	106.00
	FK832	<b>Connection, Corner</b> 5" x 5", Diameter 1" Chromed	106.00
	FK834	<b>Fixing Point, End-part</b> Length 4", Diameter 1" Chromed	45.00
	FK835	<b>Connection Bar</b> Length 15 3/4", Diameter 1" Chromed	85.00
	FK851	<b>Hook for LIVING Grab Bar</b> Height 3.25" Diameter 1" Polished Chrome	96.00
	FK855	<b>Toilet Roll Holder for LIVING Grab Bar</b> Length 5" Diameter 1" Polished Chrome	116.00
	FK850	<b>Bathroom Shelf for LIVING Grab Bar</b> Length 14.25" Depth 2.25" Polished Chrome	163.00
	FK856	<b>Shower Basket for Shower Bar</b> 10" x 4" Fits Bar Diameter 1" Polished Chrome	235.00

**OUTLINE** *by SMEDBO*



# OUTLINE

Article  
No.

Bath Accessories  
in Stainless Steel

Sug. Ret.  
\$ EA



**Plastic Mirror with self-adhesive Hook**  
6" x 8 1/3"  
Height with Hook 10 1/4"  
Chromed Stainless Steel

FK620 35.00



**Travel-/Make-up Mirror with Rechargeable LED**  
Normal and magnifies 7 times  
Rechargeable battery, charge with USB  
(Battery and USB cord included)  
Diam 4 3/4"  
Matte White ABS

FX627 68.00



**Travel-/Make-up Mirror**  
Normal and Magnifies 5 and 12 times  
Diam 4" (each mirror)  
Matte White ABS

FX623 48.00



**Make-up Mirror with Suction Cups  
LED-technology**  
Normal and Magnifies 7 times  
Rechargeable battery, charge with USB  
(battery and cord included)  
Diam 5"  
Matte White ABS

FX625 74.00



**Magnetic Shaving/Make-up Mirror -  
Self-Adhesive wall plate**  
Diameter 6"  
Wall mounted  
Detachable  
Magnifies 5 times  
Polished Chrome

FK442 177.00



**Shaving/Make-up Mirror -  
Travel Mirror with swivel stand**  
Diameter 6"  
Magnifies 5 times  
With neoprene protective travel case  
Polished Chrome

FK443 114.00



**Make-up Mirror/Table mirror LED**  
Free Standing with swivel stand  
Rechargeable battery, charge with USB  
(Battery and USB cord included)  
Diameter 7"  
Normal and Magnifies 7 times  
Polished Chrome

FK444 158.00

# OUTLINE

Article No.	Bath Accessories in Solid Brass	Sug. Ret. \$ EA
	<p><b>Swing arm Make-up Mirror</b> Wall mounted Mirror Diameter 7 7/8" Arm length 13 1/2" Two sides - normal and magnifies 5 times Polished Chrome</p>	337.00
FK438 *	<p>Two sides - normal and magnifies 7 times Polished Chrome</p>	360.00
FK445		
	<p><b>Swing arm Make-up Mirror</b> Wall mounted Mirror Diameter 7 7/8" Arm length 6 3/4" Two sides - normal and magnifies 7 times Polished Chrome</p>	365.00
FK490		
	<p><b>Make-up Mirror with LED Dual Light</b> (warm and cool light) PMMA Frame. Wall mounted Battery operated with 4 pcs, AA battery 1.5V batteries (not included) Magnifies 5 times Mirror Diameter 7 7/8". Arm length 13 1/2" Polished Chrome</p>	557.00
FK485EP		
	<p><b>Make-up Mirror with LED</b> PMMA Frame. Wall mounted Sensor Activated LED Light Rechargeable battery, charge with USB (Battery and USB cord included) Magnifies 7 times Mirror Diameter 9". Arm length 13 1/2" Polished Chrome</p>	875.00
FK487EP		
	<p><b>Make-up Mirror with LED</b> PMMA Frame. Wall mounted Sensor Activated LED Light Rechargeable battery, charge with USB (Battery and USB cord included) Magnifies 7 times Mirror Diameter 7 7/8". Arm length 15" Polished Chrome</p>	936.00
FK491EP		
	<p><b>Make-up Mirror with LED</b> PMMA Frame. Wall mounted Sensor Activated LED Light Rechargeable battery, charge with USB (Battery and USB cord included) Magnifies 7 times Mirror 7 7/8" x 7 7/8". Arm length 15" Polished Chrome</p>	1 028.00
FK492EP		

# OUTLINE

Article  
No.

Bath Accessories  
in Solid Brass

Sug. Ret.  
\$ EA



FK446

**Shaving/Make-up Mirror LED**

PMMA Frame  
Wall mounted  
Rechargeable battery, charge with USB  
(Battery and USB cord included)  
Diameter 7"  
Normal and Magnifies 7 times  
Polished Chrome

.00



FK474E

**Shaving/Make-up Mirror with**

**LED-technology, Dual Light** (warm and cool light)

Free Standing  
Battery operated with 4 pcs, AA battery  
1.5V batteries (not included)  
Two sides - normal and magnifies 5 times  
Diameter 7"  
Height 13 <sup>3</sup>/<sub>8</sub>"  
Polished Chrome

306.00



FK484EP

FK484EWP \*

**Shaving/Make-up Mirror with**

**LED-technology, Dual Light** (warm and cool light)

PMMA Frame  
Free Standing  
Battery operated with 4 pcs, AA battery  
1.5V batteries (not included)  
Magnifies 5 times  
Mirror Diameter 7 <sup>7</sup>/<sub>8</sub>"  
Height 15 <sup>3</sup>/<sub>8</sub>"  
Polished Chrome  
Matte White

362.00

362.00



FK488EP

**Shaving/Make-up Mirror with**

**Rechargeable LED**

PMMA Frame  
Free Standing  
Sensor Activated LED Light  
Rechargeable battery, charge with USB  
(Battery and USB cord included)  
Magnifies 7 times  
Mirror Diameter 9"  
Height 15 <sup>3</sup>/<sub>8</sub>"  
Polished Chrome

658.00

# OUTLINE

Article  
No.

Bath Accessories  
in Solid Brass

Sug. Ret.  
\$ EA



FK311P  
FK311  
H233N  
H234N  
N334  
O334

**Toilet Brush incl. Container**

Round

Height 16"

Polished Chrome/Porcelain

229.00

Polished Chrome/Frosted Glass

195.00

*Spare Brush Black*

48.00

*Spare Brush White*

48.00

*Spare Frosted Glass Container*

106.00

*Spare Porcelain Container*

123.00



FK312P  
FK312  
H233N  
H234N  
N334  
O334

**Toilet Roll Holder Free Standing/  
Toilet Brush incl. Container**

Round

Height 31"

Base plate diameter 9"

Polished Chrome/Porcelain

522.00

Polished Chrome/Frosted Glass

490.00

*Spare Brush Black*

48.00

*Spare Brush White*

48.00

*Spare Frosted Glass Container*

106.00

*Spare Porcelain Container*

123.00



# OUTLINE

Article  
No.

Bath Accessories  
in Solid Brass


Sug. Ret.  
\$ EA



	<b>Toilet Brush incl. Container</b>	
	Square	
	Height 16"	
FK321P	Polished Chrome/Porcelain	231.00
H233N	<i>Spare Brush Black</i>	48.00
H234N	<i>Spare Brush White</i>	48.00
O334	<i>Spare Porcelain Container</i>	123.00



	<b>Toilet Roll Holder Free Standing/ Toilet Brush incl. Container</b>	
	Square	
	Height 31"	
	Base plate 9" x 9"	
FK322P	Polished Chrome/Porcelain	583.00
H233N	<i>Spare Brush Black</i>	48.00
H234N	<i>Spare Brush White</i>	48.00
O334	<i>Spare Porcelain Container</i>	123.00



	<b>Double Towel Rail. Free Standing</b>	
	Square	
	Height 34 1/4"	
	Base plate 9" x 9"	
	Length of Rails 14"	
FK325	Polished Chrome	490.00

# OUTLINE

Article  
No.

Bath Accessories  
in Stainless Steel

Sug. Ret.  
\$ EA



**Toilet Roll Holder**  
Height 24"  
Baseplate 7" x 7"  
Square  
Free Standing  
(10 lbs)  
Stainless Steel Polished

FK602 \*

333.00



**Toilet Roll Holder/  
Toilet Brush incl. Container**  
Height 24"  
Baseplate 7" x 7"  
Square  
Free Standing  
(14 lbs)  
Stainless Steel Polished/Frosted Glass

FK603 \*

487.00

H233N

Spare Brush Black

48.00

H234N

Spare Brush White

48.00

N334

Spare Frosted Glass Container

106.00



**Triple Swing Arm Towel Rail**  
Height 31"  
Baseplate 7" x 7"  
Length of Rails 12"  
Square  
Free Standing  
(11 lbs)  
Stainless Steel Polished

FK604 \*

369.00

# OUTLINE

Article  
No.

Bath Accessories  
in Stainless Steel

Sug. Ret.  
\$ EA



**Toilet Brush**  
Height 17 3/4"  
Round  
Free Standing  
FK605 Stainless Steel Polished/Plastic insert 214.00  
H233N Spare Brush Black 48.00  
H234N Spare Brush White 48.00



**Toilet Roll Holder**  
Height 24"  
Base plate 7"  
Round  
Free Standing  
(9 lbs)  
FK606 \* Stainless Steel Polished 293.00



**Toilet Roll Holder/  
Toilet Brush incl. Container**  
Height 24"  
Base plate 7"  
Round  
Free Standing  
(12 lbs)  
FK607 Stainless Steel Polished/Frosted Glass 399.00  
H233N Spare Brush Black 48.00  
H234N Spare Brush White 48.00  
N334 Spare Frosted Glass Container 106.00



**Triple Swing Arm Towel Rail**  
Height 31"  
Base plate 7"  
Length of Rails 12"  
Round  
Free Standing  
(10 lbs)  
FK608 Stainless Steel Polished 375.00

\* Discontinued during 2025

# OUTLINE

Article  
No.

Bath Accessories  
in Stainless Steel

Sug. Ret.  
\$ EA



**Toilet Roll Holder/Spare Toilet Roll Holder**

Height 24 1/3"  
Base plate 6 3/4"  
Round

FK635  
FX635 \*

Free Standing  
Polished Stainless Steel  
Matte White

201.00  
218.00

**Toilet Roll Holder/Spare Toilet Roll Holder**

Height 24 1/3"  
Base plate 6 3/4" x 6 3/4"  
Square

FK636  
FX636 \*

Free Standing  
Polished Stainless Steel  
Matte White

201.00  
218.00



**Step can 1 1/2 gallon. Soft Close**

Stainless Steel  
9 1/2" x 12 1/2" x 9"

FK662  
FK663  
F971

Matte White  
Brushed  
Bin liner 1 1/2 gallons. (40 pcs)

138.00  
138.00  
20.00



**Step can 1 1/2 gallon. Soft Close**

Stainless Steel  
Height 12"  
Diameter 8.5"

FX668  
F971

Matte White  
Bin liner 1 1/2 gallons. (40 pcs)

104.00  
20.00



**Wallmounted bin**

Stainless Steel  
Includes brackets for wall/unit/door  
Height 8"  
6.25" x 8.50"

FK669

Polished Stainless steel

.00



**Towel Bar, 4 Swivel Arms for Towels**

Height 24 <sup>3</sup>/<sub>4</sub>". Length 15 <sup>3</sup>/<sub>4</sub>"  
 Depth rod 2 <sup>1</sup>/<sub>2</sub>"  
 Maximum Length included Rails 17 <sup>4</sup>/<sub>6</sub>"  
 Mounted vertically with concealed fixings  
 Not suitable for use in the shower!  
 Polished Stainless Steel

FK634

306.00

**NEW**



**Vertical Towel Hanger "Tree"**

3 Hooks  
 Height 67.75"  
 Depth 3"  
 (Depth incl hook 4.75")  
 Wall mount  
 Polished Stainless Steel

FK615

.00



**Swivel Hooks**

Seven swing hooks  
 Height 25"  
 Depth Rail 2 <sup>1</sup>/<sub>2</sub>"  
 Maximum Length Hooks included 3 <sup>3</sup>/<sub>4</sub>"  
 Mounted vertically with concealed fixings  
 Not suitable for use in the shower!  
 Polished Stainless Steel

FK630 \*

293.00

# OUTLINE

Article  
No.

Bath Accessories  
in Solid Brass

Sug. Ret.  
\$ EA



FK210

**Cabinet Towel Bar**

Length 13 3/4"  
Mounted with screws from the  
inside of the cabinet  
Polished Chrome

160.00



FK300

**Guest Towel Rail/Towel Rail**

Length 16"  
Can be mounted vertically or  
horizontally  
Polished Chrome

153.00



FK211

**Towel Rail**

Length 15"  
Wall mount  
Polished Chrome

143.00



FK212

**Double Towel Rail**

Length 15"  
Wall mount  
Polished Chrome

228.00



FK309

**Towel Rail. Free Standing**

Height 35"  
Length 24"  
Depth 10"  
Polished Chrome

675.00



# OUTLINE

Article  
No.

Bath Accessories  
in Solid Brass

Sug. Ret.  
\$ EA



**Soap Dispenser**  
Pumphead of Solid Brass  
Height 7 1/2"  
Volume 180 ml  
Free Standing  
Polished Chrome/Plastic insert

FK254 \* 172.00



**Soap Dispenser**  
Pumphead of Solid Brass  
Height 8 1/2"  
Holder in Chrome 2 1/2" x 2 1/2"  
Container holds 250 ml  
Wall mounted  
Polished Chrome

FK257 \* 216.00



**Soap Dispenser with 2 Containers**  
Pumphead of Solid Brass  
Height 8 1/2"  
Holder in Chrome 4 1/5" x 2 1/2"  
Each container holds 250 ml  
Wall mounted  
Polished Chrome

FK258 \* 309.00



**Soap Dispenser with 3 Containers**  
Pumphead of Solid Brass  
Height 8 1/2"  
Holder in Chrome 6 3/5" x 2 1/2"  
Each container holds 250 ml  
Wall mounted  
Polished Chrome

FK259 \* 412.00



**Soap Dispenser**  
Height 6.5"  
Volume 300 ml  
Wall mounted  
Polished Chrome

FK261 399.00



**Retractable Clothes Line**  
Diameter 3 1/2"  
Rope Length 8 ft  
Max load 6 lbs  
Polished Chrome

FK480 130.00

**NEW**



**Toilet Roll Holder with Shelf**  
Shelf 3.75" x 6.75"  
Total Length 10.5"  
Wall mounted  
Polished Chrome








FK3411 162.00

\* Discontinued during 2025

**POOL** by SMEDBO



# POOL

	Article No.	Bath Accessories in Solid Brass	Sug. Ret. \$ EA
	ZK320 *	<b>Spare Toilet Roll Holder</b> Length 10" Polished Chrome	106.00
	ZK325 *	<b>Grab Bar</b> Total Length 10" Polished Chrome	230.00
	ZK326 *	<b>Swing Arm Towel Rail</b> Length 17 1/2" Polished Chrome	182.00
	ZK327	<b>Swing Arm Triple Hook</b> Length 5" Height 3 3/4" Polished Chrome	164.00
	ZK332 H233N H234N	<b>Toilet Brush on a hinge pivots outward</b> Height 17 1/4" Wall mounted Polished Chrome/Plastic insert <i>Spare Brush Black</i> <i>Spare Brush White</i>	328.00 48.00 48.00
	ZK333 * H233N H234N N334	<b>Toilet Brush incl. Container</b> Height 15" Wall mounted Polished Chrome/Frosted Glass <i>Spare Brush Black</i> <i>Spare Brush White</i> <i>Spare Frosted Glass Container</i>	173.00 48.00 48.00 106.00
	ZK3364 *	<b>Double Towel Rail</b> Length 24 4/5". cc 23 3/4" Polished Chrome	306.00

\* Discontinued during 2025

# POOL

Article  
No.

Bath Accessories  
in Solid Brass

Sug. Ret.  
\$ EA



ZK341

**Toilet Roll Holder**  
Polished Chrome

106.00



ZK3414

**Toilet Roll Holder with Cover**  
Polished Chrome

145.00



ZK343 \*  
L349

**Holder with Tumbler**  
Polished Chrome/Frosted Glass  
*Spare Frosted Glass Tumbler*

109.00  
44.00



ZK344 \*

**Towel Ring**  
7 <sup>7</sup>/<sub>8</sub>" x 4 <sup>3</sup>/<sub>4</sub>"  
Polished Chrome

109.00



ZK3455

**Multi-purpose Hook. Pair**  
Depth 1 <sup>1</sup>/<sub>4</sub>". Diameter <sup>1</sup>/<sub>2</sub>"  
Polished Chrome

50.00




ZK346 \*

**Single Towel Rail**  
Length 17". cc 16"  
Polished Chrome

206.00

# POOL

	Article No.	Bath Accessories in Solid Brass	Sug. Ret. \$ EA
	ZK3464	<b>Single Towel Rail</b> Length 24 4/5". cc 23 3/4" Polished Chrome	234.00
	ZK356	<b>Double Towel Hook</b> Height 1 3/5" Length 3 1/6" Polished Chrome	103.00
	ZK359	<b>Triple Hook</b> Height 1 3/5" Length 6 1/2" Polished Chrome	130.00
	ZK369 *	<b>Holder with Glass Soap Dispenser</b> Pumphead of Solid Brass Height 7" Volume 200 ml Wall mounted Polished Chrome/Frosted Glass <i>H351 Spare Frosted Glass Soap Container</i>	182.00 111.00
	ZK370	<b>Soap Dispenser</b> Pumphead of Solid Brass Height 6 1/2" Volume 150 ml Wall mounted Polished Chrome	242.00

\* Discontinued during 2025

# SIDELINE *by SMEDBO*




# SIDELINE

Article No. Bath Accessories in Solid Brass Sug. Ret. \$ EA



**Basic Soap Basket**  
 8 1/2" x 4 3/4"  
 Height 2 1/2"  
 Polished Chrome 85.00



**Basic Soap Basket**  
 10 1/2" x 4 3/4"  
 Height 4 1/2"  
 Polished Chrome 90.00



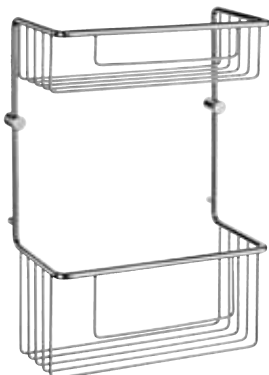
**Basic Soap Basket**  
 5 1/2" x 3 1/4"  
 Height 7/8"  
 Polished Chrome 69.00



**Basic Corner Soap Basket, Double**  
 6 1/2" x 6 1/2"  
 Height 11 1/2"  
 Polished Chrome 172.00



**Basic Corner Soap Basket, Double**  
 8 1/4" x 8 1/4"  
 Height 11 1/2"  
 Polished Chrome 213.00



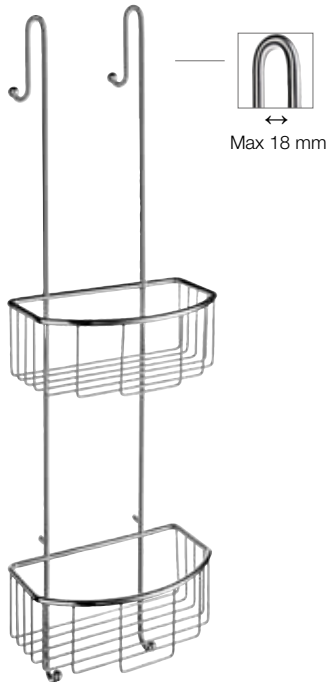
**Basic Soap Basket, Double**  
 8 1/2" x 4 1/2"  
 Height 12 1/2"  
 Polished Chrome 172.00



DK1106

**Shower Basket for Shower Riser Rail**  
Fits rail thickness Fits rail thickness  $\frac{3}{4}$ " - 1"  
10" x 4"  
Height 3"  
Polished Chrome

189.00



DK1041

**Basic Shower Basket, Double**  
Basket size  $8 \frac{1}{8}$ " x  $5 \frac{1}{8}$ "  
Height  $3 \frac{1}{8}$ "  
Total Height 30"  
Polished Chrome

306.00



V274

**Corner Soap Basket**  
Diameter  $7 \frac{7}{8}$ "  
Height  $2 \frac{1}{2}$ "  
Polished Brass

192.00



**Design Soap Basket**


10" x 4 3/8"

Height 2 1/2"

DK2001  
DS2001

Polished Chrome  
Brushed Chrome

110.00  
118.00



**Design Corner Soap Basket**

7 1/2" x 7 1/2"

Height 2 1/2"

DK2021  
DS2021

Polished Chrome  
Brushed Chrome

130.00  
140.00



**Design Corner Soap Basket with Hooks, Double**

7 1/2" x 7 1/2"

Basket Height 2 1/2"

Total Height 13 1/2"

DK2031  
DS2031

Polished Chrome  
Brushed Chrome

234.00  
242.00



**Design Corner Soap Basket, Double**

7 4/6" x 7 4/6"

Basket Height 2 1/2"

Total Height 11 3/4"

DK2041

Polished Chrome

234.00



**Soap Baskets Hook, Pair**

Height 1 5/8"

Suitable for use with most Smedbo baskets

DK2100

Polished Chrome on Stainless Steel

45.00



**Hook for Baskets**

Height 3 3/4"

For Shower Squeegee, Razor, Towels etc

DK2111

Polished Chrome

68.00



**Design Soap Basket**  
**Solid Brass Construction**

10" x 4"  
Height 2 1/2"

DK3001	Polished Chrome	173.00
DV3001	Polished Brass	195.00
DX3001	Matte White	182.00



**Basic Soap Basket, Double**

10" x 4"  
Height 12 1/2"

DK3012	Polished Chrome	309.00
--------	-----------------	--------



**Design Soap Basket**  
**Solid Brass Construction**

16" x 4"  
Height 3"


DK3005	Polished Chrome	242.00
--------	-----------------	--------

**Shower Basket for Shower Riser Rail**

Fits rail thickness 3/4", 7/8", 1"

Basket 10" x 4"  
Height 2 1/2"

DK3006	Polished Chrome	291.00
--------	-----------------	--------



**NEW**



**Shower Basket for Shower Riser Rail**

Fits rail thickness 3/4", 7/8", 1"

Basket 200 x 110 mm  
Height 70 mm

DK3008	Polished Chrome	277.00
--------	-----------------	--------



DK3025

**Design Corner Soap Basket**  
**Solid Brass Construction**  
7 7/8" x 7 7/8"  
Height 3"  
Polished Chrome

292.00



DK3032

**Design Corner Soap Basket, Double**  
200 x 200 mm  
Basket Height 2 1/2"  
Total Height 12 1/2"  
Polished Chrome

390.00



DK3031

**Design Corner Soap Basket**  
**Solid Brass Construction**  
7 7/8" x 7 7/8"  
Height 3"  
Polished Chrome

210.00



DK3041

**Shower Basket, Double**  
**Solid Brass Construction**  
Total Height 30"  
Basket size 8 1/8" x 5 1/8"  
Height 3"  
Polished Chrome


446.00



**Shower Niche**  
To be built into the wall  
12" x 12"  
Depth 4"  
Brushed Stainless Steel

DS5022

.00



**Shower Niche**  
To be built into the wall  
24" x 12"  
Depth 4"  
Brushed Stainless Steel

DS5023

.00





**Corner Shower Basket**  
One wall mount  
7 7/8" x 7 7/8"  
Height 2 1/2"  
Chromed Stainless Steel

234.00



**Grout Line Corner Shelf**  
With built-in Razor hole and hook  
7 7/8" x 7 7/8"  
Polished Stainless Steel

110.00



**Grout Line Shelf, with holes**  
10" x 4"  
Polished Stainless Steel

67.00



**Grout Line Shelf, with lines**  
10" x 4"  
Polished Stainless Steel

67.00



**Grout Line Corner Shelf, with holes**  
7 7/8" x 7 7/8"  
Polished Stainless Steel

67.00



**Grout Line Corner Shelf, with lines**  
7 7/8" x 7 7/8"  
Polished Stainless Steel

67.00



**Shower Shelf**  
10" x 4.5"  
Wallplate Height 2"  
Removeable  
Polished Stainless Steel

252.00



**Shower Corner Shelf**  
8.25" x 8.25"  
Wallplate Height 2"  
Removeable  
Polished Stainless Steel

309.00

# SIDELINE



# SIDELINE

Article  
No.

Bath Accessories

Sug. Ret.  
\$ EA



DK4100

**Shower Shelf**  
**Self-adhesive \***  
10" x 4"  
Wallplate Height 2"  
Chromed Stainless Steel

?.00



DK4111

**Corner Shower Shelf**  
**Self-adhesive \***  
8.25" x 8.25"  
Wallplate Height 2"  
Chromed Stainless Steel


?.00



DK3101

**No Drill Towel Rack for Glass Shower Panel**  
Solid Brass  
Fits Glass size  $\frac{3}{8}$ " or less  
Length 24"  
Height 12  $\frac{7}{8}$ "  
Depth 2  $\frac{3}{4}$ "  
Polished Chrome

277.00



DK3102

**No Drill Double Towel Rack for Glass Shower Panel**  
Solid Brass  
Fits Glass size  $\frac{3}{8}$ " or less  
Length 24"  
Height 19  $\frac{1}{4}$ "  
Depth 2  $\frac{3}{4}$ " x 4  $\frac{3}{8}$ "  
Polished Chrome

419.00



DK3111

**No Drill Hook for Glass Shower Panel**  
Solid Brass  
Fits Glass size  $\frac{3}{8}$ " or less  
Height 3  $\frac{1}{8}$ "  
Depth 1  $\frac{3}{5}$ "  
Polished Chrome

75.00



\* Note that the surface to be glued must be well cleaned and dry and that the self-adhesive glue must be allowed to harden for 24 hours before using the product.

# SIDELINE

Article No. Bath Accessories in Solid Brass Sug. Ret. \$ EA



**Self-Adhesive Hook for DX2145 etc.**  
 Diameter 1 7/8"  
 Polished Chrome on Stainless Steel 23.00



**Shower Squeegee with easy-grip Handle**  
 Can be used with Hook DK2113  
 Silicone Blade  
 Length 9 1/2"  
 White ABS/Silicone 48.00



**Shower Squeegee with Self-adhesive Hook**  
 Silicone Blade  
 9 1/2" x 8 1/2"  
 Chromed Stainless Steel 77.00



**Shower Squeegee with Self-adhesive Hook**  
 Silicone Blade  
 9 1/2" x 8 1/2"  
 Polished Stainless Steel 83.00




**Shower Squeegee with Self-adhesive Hook**  
 Silicone Blade  
 15.75" x 8.5"  
 Chromed Stainless Steel 145.00



**Shower Squeegee with Self-adhesive Hook**  
 Silicone Blade  
 9 1/2" x 19 1/2"  
 Chromed Stainless Steel 160.00

**NEW**



**Floor Squeegee with Self-adhesive Hook**  
 Silicone Blade  
 15.5" x 52.25"  
 Chromed Stainless Steel 237.00

**VILLA** by SMEDBO



VILLA K256



**Spare Toilet Roll Holder**  
Height 6 <sup>7</sup>/<sub>8</sub>"  
K220 Polished Chrome 122.00  
V220 Polished Brass 140.00



**Grab Bar**  
Total Length 10 <sup>2</sup>/<sub>3</sub>"  
Diameter 1"  
K225 \* Polished Chrome 191.00  
V225 \* Polished Brass 203.00



**Swing Arm Towel Rail**  
Length 16"  
K226 Polished Chrome 195.00  
V226 Polished Brass 203.00



**Toilet Brush**  
Height 16 <sup>3</sup>/<sub>4</sub>"  
Free Standing  
K233 Polished Chrome/Plastic insert 229.00  
V233 Polished Brass/Plastic insert 233.00  
H233N Spare Brush Black 48.00  
H234N Spare Brush White 48.00



**Double Towel Rail**  
Length 24 <sup>4</sup>/<sub>5</sub>". cc 24"  
K2364 Polished Chrome 230.00  
V2364 Polished Brass 233.00



**Toilet Roll Holder**  
K241 Polished Chrome 114.00  
V241 Polished Brass 121.00



**Holder with Tumbler**  
K243 Polished Chrome/Clear Glass 106.00  
V243 Polished Brass/Clear Glass 109.00  
V249G Spare Clear Glass Tumbler 48.00



**Towel Ring**  
 Diameter 6"  
 K244 Polished Chrome 100.00  
 V244 Polished Brass 100.00



**Towel Hook**  
 Diameter 2 1/6"  
 K245 Polished Chrome 44.00  
 V245 Polished Brass 50.00



**Single Towel Rail**  
 Length 24 4/5". cc 24"  
 K2464 Polished Chrome 170.00  
 V2464 Polished Brass 177.00



**Towel Hook**  
 Diameter 2 3/4"  
 K255 Polished Chrome 61.00  
 V255 Polished Brass 64.00



**Double Towel Hook**  
 Diameter 2 3/4"  
 K256 Polished Chrome 76.00  
 V256 Polished Brass 82.00



**Quadruple Hook**  
 Length 9"  
 K259 Polished Chrome 145.00  
 V259 Polished Brass 151.00



**Holder with Glass Soap Dispenser**  
 Pumphead of Solid Brass  
 Height 6 1/4"  
 Volume 250 ml  
 Wall mounted  
 K269 \* Polished Chrome/Frosted Glass 229.00  
 N3351 \* Spare Frosted Glass Soap Container 109.00

**XTRA** by SMEDBO





	<b>Spare Brush with Handle</b>	
	Can only be used in open Toilet Brush Glass	
HK237	Stainless Steel Polished	75.00
HS237	Stainless Steel Brushed	80.00



	<b>WC Sign Lady</b>	
	Self-adhesive	
FS956	Stainless Steel Brushed	28.00



	<b>WC Sign Gentleman</b>	
	Self-adhesive	
FS957	Stainless Steel Brushed	28.00



	<b>WC Sign Water closet</b>	
	Self-adhesive	
FS958	Stainless Steel Brushed	28.00



	<b>WC Sign Disabled</b>	
	Self-adhesive	
FS959	Stainless Steel Brushed	28.00



	<b>Bottle opener</b>	
FK970	Chrome	59.00



F971	<b>Step Bin liners</b>	20.00
	(FK662 - FK665, FB/FX668, see page 38 - 39)	
	Trash bags for bin 6 liter (40 pcs)	



	<b>Clock</b>	
	Diameter 2 1/2"	
	Recommended Duracell Battery 395/399 (1.5V)	
	One battery included	
YX380	Chrome/White	139.00
YK380	Chrome/Black	139.00



N334

**Spare Frosted Glass Container**  
for Air/Home/House/Pool 333,  
FK101/311/312, FK302/306,  
FK603/607

106.00



O334

**Spare Porcelain Container**  
for Air/Art/Home/House/Ice/  
Outline/Pool 333

123.00



L348

**Spare Frosted Glass Soap Dish**  
for Air/Home/House/Pool 342

44.00



O348

**Spare Porcelain Soap Dish**  
for Air/Home/House/Ice/  
Pool 342

50.00



L349

**Spare Frosted Glass Tumbler**  
for Air/Home/House/Pool 343

44.00



V249G

**Spare Clear Glass Tumbler**  
for Villa 243

48.00



O349

**Spare Porcelain Tumbler**  
for Air/Home/House/Ice/  
Pool 343

50.00



H350 \*

**Spare Frosted Glass Shelf**  
for Home/House 347

78.00



O350 \*

**Spare Frosted Glass Shelf**  
for Ice

95.00



H351

**Spare Frosted Glass Soap Container**  
for Air/Home/House/Pool 369

111.00



O351

**Spare Porcelain Soap Container**  
for Air/Home/House/Ice/Pool 369

123.00



N3351

**Spare Frosted Glass Soap Container**  
for Outline 201, Villa 269

109.00



H233N

**Spare Brush Black**  
Air/Home/House/Ice/Outline/Outline Lite/  
Pool/Villa

48.00



H234N

**Spare Brush White**  
Air/Home/House/Ice/Outline/Outline Lite/  
Pool/Villa

48.00



H235S

**Spare Brush Black - TPR**  
*(Thermo Plastic Rubber)*  
Air/Home/House/Ice/Outline/Outline Lite/  
Pool/Villa

48.00





# CONTENT

## Interior Hardware by BESLAGSBODEN

86 - 89	HOOKS
90 - 91	RACKS
92 - 95	FREE-STANDING ACCESSORIES
97	MAKE-UP MIRRORS
98 - 105	SELF-ADHESIVE ACCESSORIES
106 - 107	SHOWER BASKETS, SELF-ADHESIVE
108 - 109	DOOR HARDWARE
110	XTRA SPAREPARTS
111 - 112	SHOP EXPO
113	WARRANTY



**Note** that the surface to be bonded must be well cleaned and dry. Please allow the adhesive 24 hours to harden before using.



**Self-adhesive products** are NOT recommended to be installed on wet room wallpaper as plasticizers in the wet room wallpaper adversely affect the adhesive and the product can detach from the wall.

5  
YEAR  
WARRANTY

All BESLAGSBODEN products have a 5-year warranty

# HOOKS

Article  
No.

Interior Hardware  
HOOKS

Sug. Ret.  
\$ EA



**Double Shelf Hook in Zinc**

Height 2 1/4"

BB070  
BK070  
BK070M

Black  
Polished Chrome  
Brushed Chrome

23.00  
23.00  
24.00



**Triple Spinning Hook in Zinc**

Height 1 7/8"

BB071  
BK071

Black  
Polished Chrome

33.00  
33.00



**Single Hook in Stainless Steel**

Height 1 3/8". Depth 1 3/8"

BB072  
BK072  
BN072M

Black  
Chrome Stainless Steel  
Brushed Stainless Steel

17.00  
17.00  
17.00



**Single Hook in Stainless Steel**

Height 1 3/8"

BB073  
BK073  
BN073M

Black  
Chrome Stainless Steel  
Brushed Stainless Steel

17.00  
17.00  
17.00



**Single Hook in Zinc**

Height 3/4". Pair

B231  
BB231  
BK231

Polished Brass Finish  
Black  
Polished Chrome

13.00  
15.00  
17.00

Height 1 3/8"

B232  
BB232  
BK232

Polished Brass Finish  
Black  
Polished Chrome

9.00  
9.00  
11.00

Height 1 5/8"

B233  
BB233  
BK233

Polished Brass Finish  
Black  
Polished Chrome

10.00  
11.00  
11.00



**Single Hook in Zinc**

Height 1 1/2"

B245  
BA245  
BB245  
BK245  
BK245M  
BX245

Polished Brass Finish  
Antique Brass Finish  
Black  
Chrome  
Brushed Chrome  
White Lacquer

8.00  
9.00  
8.00  
8.00  
9.00  
8.00

# HOOKS

Article  
No.

Interior Hardware  
HOOKS

Sug. Ret.  
\$ EA



### Double Towel Hook in Zinc

Height 1 5/8"

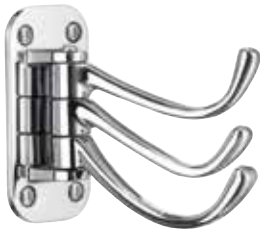
B246	Polished Brass Finish	15.00
BA246	Antique Brass Finish	17.00
BB246	Black	15.00
BK246	Chrome	15.00
BK246M	Brushed Chrome	17.00
BX246	White Lacquer	15.00



### Hat and Coat Hook in Zinc

Height 4 3/8"

B247	Polished Brass Finish	23.00
BA247	Antique Brass Finish	23.00
BB247	Black	23.00
BK247	Chrome	23.00
BK247M	Brushed Chrome	23.00
BX247	White Lacquer	23.00



### Coat Hook, Triple in Zinc, Swing

Height 3 1/4"

B248	Polished Brass Finish	48.00
BA248	Antique Brass Finish	51.00
BB248	Black	48.00
BK248	Chrome	50.00
BK248M	Brushed Chrome	51.00



HOOK BX247

# HOOKS

Article  
No.

Interior Hardware  
HOOKS

Sug. Ret.  
\$ EA



B1043  
BB1043  
BX1043

**Coat Hook**  
Height 2 1/2"

Aluminium  
Black Aluminium  
White Aluminium

17.00  
17.00  
17.00



B1044  
BB1044  
BX1044

**Coat and Hat Hook**  
Height 5 1/2"

Aluminium  
Black Aluminium  
White Aluminium

28.00  
28.00  
28.00



B1045  
BB1045

**Coat and Hat Hook**  
Height 4"

Satin Aluminium  
Black Aluminium

23.00  
23.00



B1046  
BB1046

**Coat and Hat Hook**  
Height 5 1/2"

Satin Aluminium  
Black Aluminium

28.00  
28.00



B1047  
BB1047

**Single Hook**  
Height 1 3/4"

Satin Aluminium  
Black Aluminium

15.00  
15.00



B1048  
BB1048

**Coat and Hat Hook**  
Height 2 7/8"

Satin Aluminium  
Black Aluminium









20.00  
20.00

# HOOKS










	Article No.	Interior Hardware HOOKS	Sug. Ret. \$ EA
	B051	<b>Coat Hook</b> Height 2 3/4" Black Wrought Iron	15.00
	B053	<b>Hat and Coat Hook</b> Height 5 1/2" Black Wrought Iron	24.00
	B054	<b>Nail Hook</b> Black Wrought Iron Height 2.75"	9.00
	B055	Height 4 3/8"	19.00
	B059	Height 5"	20.00
	B056	<b>Rustic Single Hook</b> Black Wrought Iron Height 2 1/2". Pair	17.00
	B057	Height 3"	8.00
	B058	Height 3 1/4"	12.00
	B067	<b>Rustic Single Hat and Coat Hook</b> Height 6 3/8" Black Wrought Iron	30.00

	Article No.	Interior Hardware RACKS	Sug. Ret. \$ EA
	B1024	<b>Coat Rack, Quadruple</b> Length 12" Hook Height 3 1/4" Black Wrought Iron	61.00

# RACKS

	Article No.	Interior Hardware RACKS	Sug. Ret. \$ EA
	BX1013	<b>Coat Rack, 3 Hooks</b> 11 7/8" x 1 1/2" White/Polished Chrome	41.00
	BX1015	<b>Coat Rack, 5 Hooks</b> 21" x 1 1/2" White/Polished Chrome	54.00
	BB1073 BX1073	<b>Coat and Hat Rack, Triple</b> 13 5/8" x 2 1/2". Hook Height 5 3/8" Black/Satin Aluminium White/Satin Aluminium	91.00 91.00
	BB1074 BX1074	<b>Coat and Hat Rack, Five</b> 23 3/4" x 2 1/2". Hook Height 5 3/8" Black/Satin Aluminium White/Satin Aluminium	149.00 149.00
	BB1075 BX1075	<b>Coat Rack, Triple</b> 13 5/8" x 2 1/2". Hook Height 2 1/2" Black/Satin Aluminium White/Satin Aluminium	83.00 83.00
	BB1076 BX1076	<b>Coat Rack, Five</b> 23 3/4" x 2 1/2". Hook Height 2 1/2" Black/Satin Aluminium White/Satin Aluminium	119.00 121.00
	BX1004	<b>Coat Rack, Quadruple</b> 12" x 1 1/2" Hook Height 3 1/8" Chrome Stainless Steel/White	81.00
	BB1014 BX1014	<b>Coat and Hat Rack, Quadruple</b> 12" x 1 1/2" Hook Height 4 3/4" Chrome Stainless Steel/Black Chrome Stainless Steel/White	89.00 89.00

# RACKS

	Article No.	Interior Hardware RACKS	Sug. Ret. \$ EA
	B1052	<b>Coat Rack, Double</b> 5 1/8" x 3/4" Brushed Stainless Steel	22.00
	B1054	<b>Coat Rack, Quadruple</b> 12 1/5" x 3/4" Brushed Stainless Steel	39.00
	B1055	<b>Coat Rack, 6 Hooks</b> 19 1/4" x 3/4" Brushed Stainless Steel	51.00
	B1062	<b>Coat Rack, Double</b> 5 1/8" x 3/4" Brushed Stainless Steel	22.00
	B1064	<b>Coat Rack, Quadruple</b> 12 1/5" x 3/4" Brushed Stainless Steel	39.00
	B1065	<b>Coat Rack, 6 Hooks</b> 19 1/4" x 3/4" Brushed Stainless Steel	51.00
	B1003	<b>Coat and Hat Rack, Triple</b> 8 1/8" x 3/4" Hook Height 4 1/2" Chrome Stainless Steel/Black	64.00
	B1005	<b>Coat and Hat Rack, 5 Hooks</b> 8 1/8" x 3/4" Hook Height 4 1/2" Chrome Stainless Steel/Black	89.00
	B1095 BK1095	<b>Door Hook,</b> Depth 1 1/8" 3 1/4" x 2 1/2" Inside measurement 1 3/4" Brushed Stainless Steel Polished Stainless Steel	28.00 29.00

## BATHROOM FREE STANDING ACCESSORIES





**Toilet Roll Holder/Spare Toilet Roll Holder**

Free Standing  
Height 22"


BB1220	Black Stainless Steel	103.00
BK1220	Chromed Stainless Steel	98.00



**Toilet Roll Holder/Spare Toilet Roll Holder**

Free Standing  
Height 22"  
Base Plate diameter 7"


BB1230	Black Steel	113.00
BX1230	White Steel	108.00



**Double Towel Rail**

Free Standing  
Height 31.5"  
Base Plate diameter 10"  
Length of Rails 16"

BB1231	Black Steel	172.00
BX1231	White Steel	161.00



**Toilet Roll Holder/Toilet Brush**

Free Standing  
Height 22"  
Base Plate diameter 7"

BB1232	Black Steel	.00
BX1232	White Steel	.00



**Toilet Brush**

Free Standing  
Height 14 1/2"

BB1233	Black Steel	103.00
BX1233	White Steel	98.00
B3330B	Spare Brush Black	20.00



**Pedal bin, 1 gallon, Soft close**

Height 9"  
8.25" x 8.25"

BB575	Matte Black Plastic	81.00
BX575	Matte White Plastic	81.00

# WAVE

## Article No. Bathroom Line WAVE Free Standing

Sug. Ret.  
\$ EA



BB560  
BX560

### Soap Dish

Diameter 5"  
Matte Black Polyresin  
Matte White Polyresin

26.00  
26.00



BB561  
BX561

### Soap Dispenser

Height 5.25"  
Matte Black Polyresin  
Matte White Polyresin

42.00  
42.00



BB562  
BX562

### Tumbler

Height 4.25"  
Matte Black Polyresin  
Matte White Polyresin

26.00  
26.00



BB563  
BX563

### Toilet Brush

Height 14"  
Matte Black Polyresin  
Matte White Polyresin

65.00  
65.00



BB564  
BX564

### Pedal bin, 1 gallon Soft close

Height 10"  
Diameter 8"  
Matte Black Plastic  
Matte White Plastic

81.00  
81.00



# SATIN

Article  
No.

Bathroom Line SATIN  
Free Standing

Sug. Ret.  
\$ EA



**Soap Dish, Plastic**

7" x 3.75"

BB570	Matte Black	18.00
BE570	Sand	18.00
BG570	Eucalyptus	18.00
BX570	Matte White	18.00



**Soap Dispenser, Plastic**

Height 5"


BB571	Matte Black	24.00
BE571	Sand	24.00
BG571	Eucalyptus	24.00
BX571	Matte White	24.00



**Tumbler, Plastic**

Height 4"

BB572	Matte Black	18.00
BE572	Sand	18.00
BG572	Eucalyptus	18.00
BX572	Matte White	18.00



**Toilet Brush, Plastic**

Height 14"

BB573	Matte Black	48.00
BE573	Sand	48.00
BG573	Eucalyptus	48.00
BX573	Matte White	48.00



**Pedal bin, 1 gallon, Plastic**

Soft close

Height 10"

Diameter bottom 8.5"

BB574	Matte Black	81.00
BE574	Sand	81.00
BG574	Eucalyptus	81.00
BX574	Matte White	81.00

## BATHROOM MAKE-UP MIRRORS



# MIRROR

Article  
No.

Bathroom Accessories MIRROR  
Make-up Mirrors

Sug. Ret.  
\$ EA



FB621  
FS621

**Make-up Mirror with Suction Cups**

Magnifies 12 times

Diam 3 1/2"

Matte Black ABS/Mirror Glass

19.00

Silver ABS/Mirror Glass

19.00

Diam 5"

FB622  
FS622

Matte Black ABS/Mirror Glass

25.00

Silver ABS/Mirror Glass

25.00



ZB625  
Z625

**Make-up Mirror**

Free Standing

LED Light

Rechargeable battery, charge with USB  
(battery and cord included)

Magnifies 7 times

Mirror Diameter 8"

Height 13"

Matte Black

? .00

Chromed

139.00



ZB626  
Z626

**Make-up Mirror**

Wall mounted

LED Light

Rechargeable battery, charge with USB  
(battery and cord included)

Magnifies 7 times

Mirror Diameter 8"

Arm length 13"

Matte Black

? .00

Chromed

207.00



Z627

**Make-up Mirror**

Free Standing

Two sides -

Normal and magnifies 7 times

Mirror Diameter 7"

Height 14"

Chromed

78.00



Z628

**Make-up Mirror**

Wall mounted

Two sides -

Normal and magnifies 7 times

Mirror Diameter 7"

Arm Length 8.5"

Chromed

154.00

## BATHROOM SELF-ADHESIVE ACCESSORIES





	<b>Toilet Roll Holder</b>	
	Length 142 mm	
BB4411	Matte Black	35.00
BK4411	Polished Stainless Steel	35.00



	<b>Toilet Roll Holder</b>	
	Matte Black	48.00
BB441	Polished Stainless Steel	48.00



	<b>Toilet Brush</b>	
	Height 370 mm	
BB1035	Matte Black	98.00
BK1035	Polished Stainless Steel	102.00
B3330B	<i>Spare Black Brush</i>	20.00



	<b>Single Hook, mini</b>	
	30 x 30 mm	
BB4455	Matte Black	18.00
BK4455	Polished Stainless Steel	18.00



	<b>Single Hook</b>	
	48 x 48 mm	
BB455	Matte Black	22.00
BK455	Polished Stainless Steel	22.00



	<b>Double Hook</b>	
	Length 96 mm	
BB456	Matte Black	35.00
BK456	Polished Stainless Steel	35.00



	<b>Triple Hook</b>	
	Length 192 mm	
BB459	Matte Black	55.00
BK459	Polished Stainless Steel	55.00



	<b>Single Towel Rail</b>	
	Total Length 633 mm	
BB4464	Matte Black	71.00
BK4464	Polished Stainless Steel	71.00



**Toilet Roll Holder**  
 BB3411 Matte Black 45.00  
 BK3411 Polished Chrome 40.00



**Single Hook**  
 Height 4"  
 Diameter 2"  
 BB355 Matte Black 23.00  
 BK355 Polished Chrome 21.00



**Double Hook**  
 Height 4"  
 Diameter 2"  
 BB356 Matte Black 35.00  
 BK356 Polished Chrome 33.00



**Toilet Brush**  
 Height 14"  
 BB333 Matte Black 96.00  
 BK333 Polished Chrome 89.00  
 B3330B Spare Brush Black 21.00



**Towel Ring**  
 Diameter of Ring 6 3/4"  
 BB344 Matte Black 47.00  
 BK344 Polished Chrome 44.00



**Single Towel Rail**  
 Length 19 1/2"  
 BB3464 Matte Black 69.00  
 BK3464 Polished Chrome 64.00

# VINTAGE

Article  
No.

Bathroom Line VINTAGE  
Zink

Sug. Ret.  
\$ EA



BA1120  
BG1120  
BK1120

**Design Single Hook**  
Diameter 2"  
Antique Brass Finish  
Pewter  
Polished Chrome

18.00  
18.00  
18.00



BA1121  
BG1121  
BK1121

**Design Double Hook**  
3 1/2" x 2"  
Antique Brass Finish  
Pewter  
Polished Chrome

30.00  
30.00  
30.00



BK1123

**Design Triple Hook, Swingable**  
2" x 3 1/2"  
Polished Chrome

57.00



BA1124  
BG1124  
BK1124

**Design Quadruple Hook**  
Length 7 3/5"  
Antique Brass Finish  
Pewter  
Polished Chrome

51.00  
51.00  
51.00



BA1127  
BG1127  
BK1127

**Design Toilet Roll Holder**  
Antique Brass Finish  
Pewter  
Polished Chrome

55.00  
55.00  
55.00

# ROUND

Bathroom Accessories ROUND  
Stainless Steel



B1101  
BB1101  
BK1101

**Design Single Hook**  
Diameter 2"  
Brushed Stainless Steel  
Black Stainless Steel  
Polished Stainless Steel

21.00  
26.00  
22.00



B1102  
BB1102  
BK1102

**Design Double Towel Hook**  
Length 3 1/2"  
Brushed Stainless Steel  
Black Stainless Steel  
Polished Stainless Steel

33.00  
40.00  
35.00



B1103  
BB1103  
BK1103

**Design Triple Hook**  
Length 7 3/4"  
Brushed Stainless Steel  
Black Stainless Steel  
Polished Stainless Steel

49.00  
54.00  
50.00

**Note** that the surface to be bonded must be well cleaned and dry. Please allow the adhesive 24 hours to harden before using.

# ROUND

Article  
No.

Bathroom Accessories ROUND  
Stainless Steel

Sug. Ret.  
\$ EA



<b>Design Single Hook mini</b>		
Diameter 1 1/8"		
B1080	Brushed Stainless Steel	9.00
B1080/4	Brushed Stainless Steel, 4 pcs	35.00
BB1080	Black	9.00
BB1080/4	Black, 4 pcs	35.00
BK1080	Polished Stainless Steel	9.00
BK1080/4	Polished Stainless Steel, 4 pcs	35.00
BX1080	White	9.00
BX1080/4	White, 4 pcs	35.00



<b>Design Double Hook mini</b>		
3 1/2" x 1 1/8"		
B1081	Brushed Stainless Steel	21.00
BK1081	Polished Stainless Steel	22.00



<b>Design Quadruple Hook mini</b>		
8 1/2" x 1 1/8"		
B1083	Brushed Stainless Steel	33.00
BK1083	Polished Stainless Steel	35.00



<b>Design Single Hook</b>		
Diameter 2"		
B1084	Brushed/Black Knob	20.00
BK1084	Polished/Black Knob	21.00
BK1085	Polished/White Knob	21.00



<b>Design Single Hook</b>		
Diameter 2"		
B1090	Brushed Stainless Steel	17.00
BB1090	Black	18.00
BK1090	Polished Stainless Steel	18.00
BX1090	White	18.00



<b>Design Double Hook</b>		
Length 3 1/2"		
B1091	Brushed Stainless Steel	28.00
BB1091	Black	30.00
BK1091	Polished Stainless Steel	30.00
BX1091	White	30.00



<b>Design Quadruple Hook</b>		
Length 7 3/5"		
B1094	Brushed Stainless Steel	49.00
BB1094	Black	51.00
BK1094	Polished Stainless Steel	51.00
BX1094	White	51.00



<b>Design Toilet Roll Holder</b>		
B1097	Brushed Stainless Steel	55.00
BB1097	Black	55.00
BK1097	Polished Stainless Steel	55.00
BX1097	White	55.00

# ROUND

Article No. Bathroom Accessories ROUND Stainless Steel Sug. Ret. \$ EA

Self-adhesive



**Toilet Roll Holder**  
 B1130 Brushed Stainless Steel 37.00  
 BB1130 Black Stainless Steel 37.00  
 BK1130 Chromed Stainless Steel 37.00



**Single Towel Rail**  
 Length 22 1/2"  
 B1026 Brushed Stainless Steel 85.00  
 BB1026 Black Stainless Steel 70.00  
 BK1026 Chromed Stainless Steel 85.00



**Toilet Roll Holder**  
 Length 6.25"  
 B1029 Brushed Stainless Steel 40.00  
 BB1029 Black Stainless Steel 40.00  
 BK1029 Chromed Stainless Steel 40.00



**Towel Ring**  
 Ring Diameter 6 1/2"  
 B1028 Brushed Stainless Steel 102.00  
 BB1028 Black Stainless Steel 83.00  
 BK1028 Chromed Stainless Steel 102.00



**Toilet Brush**  
 Height 14 1/2"  
 B1035 Brushed Stainless Steel 107.00  
 BB1035 Black Stainless Steel 103.00  
 BK1035 Polished Stainless Steel 107.00  
 B3330B Spare Brush Black 21.00

NEW



**Single Towel Rail**  
 Length 350 mm  
 BB1020 Black Stainless Steel .00  
 BK1020 Polished Stainless Steel .00

Note that the surface to be bonded must be well cleaned and dry. Please allow the adhesive 24 hours to harden before using.

# SQUARE

Article  
No.

Bathroom Accessories SQUARE  
Stainless Steel

Sug. Ret.  
\$ EA



BB1160  
BK1160

**Single Hook, Hexagon**  
1 3/4" x 2"  
Black  
Polished Stainless Steel

18.00  
18.00



B1082  
BB1082  
BK1082

**Design Single Hook mini**  
1 1/8" x 1 1/8"  
Brushed Stainless Steel  
Black Stainless Steel  
Polished Stainless Steel

9.00  
9.00  
9.00



B1092  
BB1092  
BK1092  
BX1092

**Design Single Hook**  
1 3/4" x 1 3/4"  
Brushed Stainless Steel  
Black  
Polished Stainless Steel  
White

17.00  
18.00  
18.00  
18.00



B1093  
BB1093  
BK1093  
BX1093

**Design Double Towel Hook**  
Length 3 1/2"  
Brushed Stainless Steel  
Black  
Polished Stainless Steel  
White

28.00  
30.00  
30.00  
30.00



B1096  
BB1096  
BK1096  
BX1096

**Design Quadruple Hook**  
Length 7"  
Brushed Stainless Steel  
Black  
Polished Stainless Steel  
White

49.00  
51.00  
55.00  
51.00



B1098  
BB1098  
BK1098  
BX1098

**Design Toilet Roll Holder**  
Brushed Stainless Steel  
Black  
Polished Stainless Steel  
White

55.00  
55.00  
55.00  
55.00



B1105  
BB1105  
BK1105

**Design Single Hook**  
1 3/4" x 1 3/4"  
Brushed Stainless Steel  
Black  
Polished Stainless Steel

21.00  
26.00  
22.00



B1106  
BB1106  
BK1106

**Design Double Hook**  
3 1/2" x 1 3/4"  
Brushed Stainless Steel  
Black  
Polished Stainless Steel

33.00  
40.00  
35.00



B1107  
BB1107  
BK1107

**Design Triple Hook**  
7" x 1 3/4"  
Brushed Stainless Steel  
Black  
Polished Stainless Steel

49.00  
54.00  
50.00

# SQUARE

Article No. Bathroom Accessories SQUARE Stainless Steel Sug. Ret. \$ EA



**Toilet Roll Holder**  
 B1132 Brushed Stainless Steel 37.00  
 BB1132 Black Stainless Steel 37.00  
 BK1132 Chromed Stainless Steel 37.00



**Towel Rail**  
 Length 22 1/2"  
 B1036 Brushed Stainless Steel 85.00  
 BB1036 Black Stainless Steel 70.00  
 BK1036 Polished Stainless Steel 85.00



**Toilet Roll Holder**  
 Length 6.25"  
 B1039 Brushed Stainless Steel 40.00  
 BB1039 Black Stainless Steel 40.00  
 BK1039 Polished Stainless Steel 40.00



**Towel Ring**  
 Ring 6 1/2" x 6 1/2"  
 B1038 Brushed Stainless Steel 102.00  
 BB1038 Black Stainless Steel 83.00  
 BK1038 Chromed Stainless Steel 102.00



**Toilet Brush**  
 Height 14 1/2"  
 B1035 Brushed Stainless Steel 107.00  
 BB1035 Black Stainless Steel 103.00  
 BK1035 Polished Stainless Steel 107.00  
 B3330B Spare Brush Black 21.00



**Tea Light Candle Holder**  
 1 3/4" x 2 3/4"  
 B1180 Brushed Stainless Steel 33.00  
 BK1180 Polished Stainless Steel 35.00

Note that the surface to be bonded must be well cleaned and dry. Please allow the adhesive 24 hours to harden before using.

## BATHROOM SHOWER BASKETS




# SHOWER BASKETS

Article No. Bathroom Accessories BASKETS Stainless Steel Sug. Ret. \$ EA



**Shower Basket**  
 10" x 4 3/4"  
 Height 3"  
 Holder 2 1/2"  
 B1200 Polished Chrome on Stainless Steel 64.00  
 BB1200 Black Stainless Steel 71.00



**Single Corner Shower Basket**  
 10" x 8"  
 Height 3"  
 Holder 2 1/2"  
 B1201 Polished Chrome on Stainless Steel 64.00  
 BB1201 Black Stainless Steel 71.00



**Double Shower Basket**  
 10" x 4 3/4"  
 Height 12 1/2"  
 Holder 2 1/2"  
 B1202 Polished Chrome on Stainless Steel 123.00  
 BB1202 Black Stainless Steel 126.00



**Double Corner Shower Basket**  
 10" x 8"  
 Height 12 1/2"  
 Holder 2 1/2"  
 B1203 Polished Chrome on Stainless Steel 123.00  
 BB1203 Black Stainless Steel 126.00



**Spare Brackets, Pair**  
 Diameter 2 1/2"  
 B12SP Polished Chrome on Stainless Steel 40.00  
 BB12SP Black Stainless Steel 40.00



**Shower Squeegee with Hook**  
 To hang on Shower baskets or Glass Shower Panel  
 8.25" x 10"  
 BB1310 Black Silicone 78.00  
 BG1310 Grey Silicone 78.00

Brackets mounted on the wall with adhesive tape. The basket can be easily removed for cleaning.

Note that the surface to be bonded must be well cleaned and dry. Please allow the adhesive 24 hours to harden before using.

# DOOR HARDWARE

Article  
No.

EXTERIOR HARDWARE  
Bell Push in Metal

Sug. Ret.  
\$ EA



## Bell Push in Zinc

1 1/8" x 2 1/2"

B110M  
B111KM  
B112

Brushed Brass Finish  
Brushed Chrome  
Black

60.00  
60.00  
60.00



## EXTERIOR HARDWARE Door Knocker in Metal

### Door Knocker in Zinc

Format 4 1/2" x 5"

Wood screw mounting

B098M  
B098KM  
B099

Brushed Brass Finish  
Brushed Chrome  
Black

109.00  
109.00  
109.00



# DOOR HARDWARE

Article  
No.

INTERIOR HARDWARE  
Door Stop

Sug. Ret.  
\$ EA



BK147  
BK147M

**Door Stop in Stainless Steel**

Length 1 3/4"

Stainless Steel Polished/Black rubber  
Stainless Steel Brushed/Black rubber

29.00  
29.00



BK148  
BK148M

**Door Stop in Stainless Steel**

Length 3"

Stainless Steel Polished/Black rubber  
Stainless Steel Brushed/Black rubber

38.00  
38.00



BB150  
BG150  
B150C  
B150D  
B150L


**Door Stop for Floor**

Length 4 3/4"

Height 1 1/4"

Black rubber  
Grey rubber  
Orange rubber - Clementine  
Bluegrey rubber - Dusk  
Green rubber - Lime

19.00  
19.00  
19.00  
19.00  
19.00



BB151  
BG151  
B151C  
B151D  
B151L

**Door Stop for Handle, Pair**

Length 1 1/4"

Height 3/4"

Black rubber  
Grey rubber  
Orange rubber - Clementine  
Bluegrey rubber - Dusk  
Green rubber - Lime

15.00  
15.00  
15.00  
15.00  
15.00



BB152  
BG152

**Door Stop for Floor**

Height 1"

Diameter 2"

Mounting: Screw and/or Self-adhesive

Black rubber/Brushed Stainless  
Grey rubber/Brushed Stainless

33.00  
33.00



BB153  
BG153

**Door Stop for Wall**

Self-adhesive

Depth 1/2"

Diameter 1 1/2"

Black rubber/Brushed Stainless  
Grey rubber/Brushed Stainless

24.00  
24.00



BB154  
BG154

**Door Stop for Floor or Wall**

Height 3"

Diameter 2"

Mounting: Screw and/or Self-adhesive

Black rubber/Brushed Stainless  
Grey rubber/Brushed Stainless


43.00  
43.00



6000-11

**i.Composite i.Cleaner**  
Cleaning Cloth for clean surface  
for Self-adhesive products  
Cleaning cloth

.00



B698

**Self-adhesive sheets**  
for adhesive products  
3M Adhesive Sheets (2 pcs)  
6" x 7 7/8"  
3M White

18.00



B3330B

**Spare Brush Black**  
For Toilet Brush B/BB/BK1035,  
BB/BK333 and BB/BX1233  
Black Plastic PP

21.00





X117



X124

- X40 Life in your bathroom
- X115 BLACK by Smedbo
- X117 WHITE by Smedbo
- X121 LIVING by Smedbo
- X123 HOME Black by Smedbo
- X124 MIRRORS by Smedbo
- X127 BRUSHED BRASS by Smedbo



X107



X114

## BROCHURES BESLAGSBODEN

- X107 Self-adhesive
- X114 Hooks / Racks
- X120 NORDIC House Numbers
- X135 CUBE by Beslagsboden



X1060

- X1060 Magazine Rack (Silver)

Board Item #	Description Mixed Finishes	Display Price	Board Item #	Description Mixed Finishes	Display Price
<i>This is an average price and we run specials</i>			<i>This is an average price and we run specials</i>		
<b>AIR Bath Line</b>			<b>POOL Bath Line</b>		
X377/4		207.00	X379/4		207.00
X377/6		414.00	X379/6		414.00
<b>HOME Bath Line</b>			<b>VILLA Bath Line</b>		
X395/4		207.00	X362/4		207.00
X395/6		414.00	X362/6		414.00
<b>HOUSE Bath Line</b>			<b>SIDELINE &amp; COLLECTION baskets</b>		
X398/4		207.00	Sideline Design All Finishes		
X398/6		414.00	X981S		207.00
<b>ICE Bath Line Mixed Board</b>			X981		414.00
X399/4		207.00	<b>Hardware Boards - Displays</b>		
X399/6		414.00	X997VS	Decorative Hooks	207.00
<b>LIVING Bath Line Mixed Board</b>			X997V	Decorative Hooks	414.00
X278/6		414.00	X998V	Mixed Hook Racks	414.00
			X999	Self-adhesive Bath	414.00

**Board size:**

White 32" x 18"

White 16" x 18"





# Warranty

---

## Product Warranty

Smedbo products are manufactured and tested to the highest quality standards. All Smedbo bath accessory products are warranted to the original consumer purchaser to be free from tarnishing and defects in material and workmanship for as long as the original consumer owns the home in which the products are installed. The Smedbo 10 Year Limited Consumer Warranty applies to all finishes in the following lines:

Air, Home, House, Ice, Living, Pool, Outline, Outline, Villa and Xtra.

The following Smedbo items carry a 5 Year Warranty to be free from tarnishing and defects in material and workmanship for as long as the original consumer owns the home in which the products are installed:

Hooks

Door Knockers

Door stops

Bell Pushes

Beslagsboden Bath Self-adhesive

Outline - only Step Cans

## WARRANTY DOES NOT COVER:

This warranty does not cover glass, squeegees, blades, soap pumps after 1 year, installation or any other labor charges associated with the repair or reinstallation of Smedbo products. This warranty does not cover damage caused by accident, fire, Acts of God, alterations, misuse, abuse, improper installation, hard water, exposure to corrosive materials, or use in any manner contrary to the printed instructions. Installation compounds are harmful to brass and metal finishes. The use of any lead based acidic curing adhesive, silicone, mastic, or plumber's putty on or near Smedbo brass products will void the finish warranty. If sealants are required, use sealants that are neutral curing and are not reactive with metal and brass finishes.

Smedbo will repair or replace, at its option, free of charge during the warranty period, any part which proves to be defective. If Smedbo is unable to provide a replacement and repair is not practical or cannot be made in a timely manner, Smedbo will refund the purchase price in exchange for return of the product. This warranty only covers defective parts and finishes. Labor charges and/or damage incurred in the installation, removal, repair or replacement as well as any other kind of loss or damage is excluded. This warranty is extended in lieu of all other expressed or implied warranties, whether oral or written.

Smedbo does not make any other warranty of any kind, including the implied warranty of merchantability. This warranty excludes all industrial, commercial and business usage, whose purchases are extended a commercial warranty on a per project basis (contact your local Smedbo dealer for details).

Some states do not allow the exclusion or limitation of the incidental or consequential damages, so the abuse limitation or exclusion may not apply to you. This warranty gives you specific legal rights, and you may also have other rights which may vary from state to state. Unless otherwise contrary to state law governing the purchase, Smedbo liability will not exceed the contract price for the product claimed to be defective or unsuitable and is applicable only to products purchased through Smedbo, and installed in the United States or Canada.

For all warranty inquiries, please contact SMEDBO, Inc. at [customerservice@smedbo.com](mailto:customerservice@smedbo.com)



Visit our social media pages for info and inspiration!



Facebook - Smedbo AB




Instagram - @smedbobathroom

 **SMEDBO**  
Life in your bathroom



Visit our social media pages for info and inspiration!

 Facebook - Beslagsboden

 Instagram - @beslagsbodenofficial

**BB**   
BESLAGSBODEN®



*Worldwide Headquarters:*

**Smedbo AB**

Box 13063  
S-250 13 HELSINGBORG  
Sweden  
Phone: +46 42-25 15 00  
E-mail: [info@smedbo.se](mailto:info@smedbo.se)

**USA**

Smedbo Inc  
Phone: 847-615-0000  
Fax: 847-615-1001  
E-mail: [customerservice@smedbo.com](mailto:customerservice@smedbo.com)  
[www.smedbo.com](http://www.smedbo.com)  
[www.beslagsboden.com](http://www.beslagsboden.com)