



BRIZO®



PEERLESS®

Cartridge

Reference Guide

Table of Contents

FAUCET CARTRIDGES

Single Handle

Brizo®	4
Delta®	5
Peerless®	8

Two Handle

Brizo®	10
Delta®	11
Peerless®	13

TUB/SHOWER CARTRIDGES

Single-Function












Brizo®	15
Delta®	16
Peerless®	17

Dual-Function

Brizo®	19
Delta®	19

Single Handle

Faucet Cartridges











<p>RP50265</p>		<p>RP50587</p>		<p>RP60114</p>	
CARTRIDGE	NOTES	CARTRIDGE	NOTES	CARTRIDGE	NOTES
	<p>Used in 63005, 63305, 65005LF, 65036LF, 65050LF, 65051LF, 65060LF, 65061LF, 65080LF, 65105LF, 65436LF, 65480LF, 65461LF, 65960LF, 68106.</p> <p>Number of Assemblies Per Package: 1</p>		<p>Used in 61055LF, 63052LF, 63055LF, 63255LF, 63952LF, 63955LF, 64055LF, 64255LF, 64355LF, 64955LF.</p> <p>Number of Assemblies Per Package: 1</p>		<p>Used in 61036LF, 61136LF, 63003LF, 63005LF, 63020LF, 63070LF, 63220LF, 63903LF, 63920LF, 63970LF.</p> <p>Number of Assemblies Per Package: 1</p>
<p>RP60400</p>		<p>RP73000</p>		<p>RP74836</p>	
CARTRIDGE	NOTES	CARTRIDGE	NOTES	CARTRIDGE	NOTES
	<p>Used in 61306LF, 61307LF, 61310LF, 61320LF, 61322LF, 61323LF, 61325LF, 61343LF, 61353LF, 61358LF, 61363LF, 61365LF, 61374LF.</p> <p>Number of Assemblies Per Package: 1</p>		<p>Used in 63006LF, 63007LF, 63020LF, 63025LF, 63058LF, 63065LF, 63074LF, 63075LF, 63096LF, 63097LF, 63125LF, 63220LF, 63221LF, 63225LF, 63375LF, 63920LF, 63925LF, 63958LF, 63974LF, 63965LF, 63974LF, 63975LF, 64006LF, 64007LF, 64065LF, 64075LF, 64906LF, 64907LF, 64965LF, 64975LF, 65085LF.</p> <p>Number of Assemblies Per Package: 1</p>		<p>Used in 63121LF, 63143LF, 63144LF, 63221LF, 63243LF, 63244LF, 64020LF, 64025LF, 64058LF, 64074LF, 64121LF, 64125LF, 64143LF, 64144LF, 64221LF, 64225LF, 64243LF, 64244LF, 64375LF, 64920LF, 64925LF, 64958LF, 64974LF, 65985LF.</p> <p>Number of Assemblies Per Package: 1</p>
<p>RP75402</p>		<p>RP90022</p>		<p>RP91902</p>	
CARTRIDGE	NOTES	CARTRIDGE	NOTES	CARTRIDGE	NOTES
	<p>Used in 61025LF, 61065LF, 61074LF, 61075LF.</p> <p>Number of Assemblies Per Package: 1</p>		<p>Used in 65035LF, T3589LF-WL.</p> <p>Number of Assemblies Per Package: 1</p>		<p>Used in 61058LF, 63043LF, 63044LF, 63053LF, 63054LF, 63063LF, 63064LF, 64043LF, 64044LF, 64053LF, 64054LF, 64063LF, 64064LF.</p> <p>Number of Assemblies Per Package: 1</p>
<p>RP92349</p>		<p>RP10116</p>			
CARTRIDGE	NOTES	CARTRIDGE	NOTES		
	<p>Used in 65022LF, 65030LF, 65076LF, 65086LF, 65088LF, 65098LF, 65175LF.</p> <p>Number of Assemblies Per Package: 1</p>		<p>Used in 61306LF, 61307LF, 61320LF, 61325LF, 61343LF, 61343LF, 61353LF, 61358LF, 61363LF, 61365LF, 61374LF.</p> <p>Number of Assemblies Per Package: 1</p>		



Model lists change frequently and may vary from this document. For a full listing of faucet models associated with each cartridge, visit deltafaucet.com/service-parts

Once on the landing page, enter the RP number, then select the "Technical Documents" box to display the parts pages associated with each cartridge.

Single Handle









RP70		RP212		RP34322	
BALL ASSEMBLY	NOTES	BALL ASSEMBLY	NOTES	CARTRIDGE	NOTES
	<p>Used in 100LF-WF, 101LF-WF, 120LF, 175LF-WF, 300LF-WF, 400LF-WF, 420LF, 570LF-WF, 583LF-WF. Used until 2008, this model was designed for single handle lavatory and non-DST lever handle kitchen faucets. It can replace any Delta® plastic or brass ball assembly.</p> <p>Number of Assemblies Per Package: 1</p>		<p>Used until 2008, this model was designed for single handle lavatory non-DST faucets that had an acrylic knob handle. It is commonly referred to as the diamond stem ball.</p> <p>Number of Assemblies Per Package: 1</p>		<p>Used in 532-WF, 582-WF, 582LF, 583, 583LF, 585, 585LF, 585-V, 585LF-V, 586, 586LF, 22C series single handle mount, and 22T series single handle mount faucets. Part number on the side of the cartridge is 55790.</p> <p>Number of Assemblies Per Package: 1</p>
RP34324		RP44123		RP50265	
CARTRIDGE	NOTES	BALL ASSEMBLY	NOTES	CARTRIDGE	NOTES
	<p>Used in 185LF, 580, 985LF, 1158LF, 1159LF, 22C series 4" CC, 22T 4" CC, and 29C series faucets. It will also fit the 3559LF-WL. Part number on the side of the cartridge is 55789.</p> <p>Number of Assemblies Per Package: 1</p>		<p>Used in B501LF, B510LF, B512LF, B4311LF. Repair kit for single handle Foundations lavatory.</p> <p>Number of Assemblies Per Package: 1</p>		<p>Used in 551, 553LF, 554, 554LF, 555, 567LF, 597LF, 598LF, 751, 753LF, 754, 754LF, 755, 767LF, 797LF, 798LF, 1953LF, 1959LF, 1997LF, 15714LF, 15749LF, 15749LF/15849LF (mfg. prior to 12/10/2023), 15930, 15955, 15984LF, 26602LF.</p> <p>Number of Assemblies Per Package: 1</p>
RP50587		RP60114		RP60400	
CARTRIDGE	NOTES	CARTRIDGE	NOTES	CARTRIDGE	NOTES
	<p>Used in 100-DST, 101-DST, 140-DST, 141-DST, 175-DST, 300-DST, 340-DST, 400-DST, 440-DST, 441-DST, 470-DST, 472-DST, 500-DST, 501-DST, 501LF-HDF, 501LF-WF, 505LF, 520-DST, 520LF, 521-DST, 522-DST, 525-DST, 525LF, 978-DST, 989-DST, 1353-DST, 1903-DST, 4140-DST, 4153-DST, 4353-DST, 4453-DST, 9178-DST, 9192-DST, 9678-DST, 9978-DST, 9992-DST, 11946-DST, 16736-DST, 16926-DST, 16932-DST, 16953-DST, 16968-DST, 16970-DST, 19795-DST, 19782-DST, 19806-DST, 19810-DST, 19888-DST, 19912-DST, 19922-DST, 19932-DST, 19939-DST, 19949-DST, 19950-DST, 19970-DST, 19998-DST, 59963-DST.</p> <p>Number of Assemblies Per Package: 1</p>		<p>Used in 592-DST, 592T, 792-DST, 4197-DST, 4297-DST, 9192-DST, 9197-DST, 9997-DST, 19922T-DST, 9159-DST/9959-DST/19933-DST (mfg. before 8/1/2018).</p> <p>Number of Assemblies Per Package: 1</p>		<p>Used in 1914-DST, 1920-DST, 1930-DST, 1940-DST, 1960-DST, 1977-DST.</p> <p>Number of Assemblies Per Package: 1</p>
RP63206		RP71248		RP73000	
CARTRIDGE	NOTES	CARTRIDGE	NOTES	CARTRIDGE	NOTES
	<p>Used in 15770LF, 15789LF.</p> <p>Number of Assemblies Per Package: 1</p>		<p>Used in 15708LF, 15769LF, 17708LF. This is the same cartridge as RP50265 with the exception of the stem extension.</p> <p>Number of Assemblies Per Package: 1</p>		<p>Used in 4159-DST, 9113-DST, 9176-DST, 9179-DST, 9182-DST, 9183-DST, 9197-DST, 9659-DST, 9913-DST, 9976-DST, 9979-DST, 9982-DST, 9983-DST, 9997-DST, 18803-DST, 18804-DST, 18829-DST, 18887-DST, 19731-DST, 19744-DST, 19756-DST, 19744-DST, 19756-DST, 19780-DST, 19781-DST, 19791-DST, 19792-DST, 19794-DST, 19801-DST, 19802-DST, 19805-DST, 19811-DST, 19813-DST, 19814-DST, 19818-DST, 19818-DST, 19819-DST, 19826-DST, 19830-DST, 19831-DST, 19835-DST, 19836-DST, 19842-DST, 19846-DST, 19856-DST, 19863-DST, 19875-DST, 19877-DST, 19881-DST, 19893-DST, 19933-DST, 19933-DST, 19957-DST, 19962-DST, 19963-DST, 19964-DST, 19973-DST, 9159-DST/9959-DST/19933-DST (mfg. after 8/1/2018).</p> <p>Number of Assemblies Per Package: 1</p>



Model lists change frequently and may vary from this document. For a full listing of faucet models associated with each cartridge, visit deltafaucet.com/service-parts.

Once on the landing page, enter the RP number, then select the 'Technical Documents' box to display the parts pages associated with each cartridge.








RP74836		RP77738		RP77763	
CARTRIDGE	NOTES	BALL ASSEMBLY	NOTES	BALL ASSEMBLY	NOTES
	<p>Used in 9159-LS-DST, 9959-LS-DST, 19802-DST, 19826-DST, 19957-DST, 19826T-DST, 19846T-DST, 19940T-DST.</p> <p>Number of Assemblies Per Package: 1</p>		<p>Used in single handle lavatory and non-DST kitchen faucets with a lever handle until 2008. It can replace any Delta® plastic or brass ball assembly.</p> <p>Number of Assemblies Per Package: 1</p>		<p>Used in single handle lavatory and non-DST kitchen faucets with a lever handle until 2008. It can replace any Delta® plastic or brass ball assembly.</p> <p>Number of Assemblies Per Package: 1</p>
RP78367		RP78715		RP78876	
CARTRIDGE	NOTES	CARTRIDGE	NOTES	CARTRIDGE	NOTES
	<p>Used in 559LF.</p> <p>Number of Assemblies Per Package: 1</p>		<p>Used in 552LF, 752LF.</p> <p>Number of Assemblies Per Package: 1</p>		<p>Used in 15718LF, 15841LF.</p> <p>Number of Assemblies Per Package: 1</p>
RP79578		RP90022		RP90056	
CARTRIDGE	NOTES	CARTRIDGE	NOTES	CARTRIDGE	NOTES
	<p>Replaced by RP73000.</p> <p>Number of Assemblies Per Package: 1</p>		<p>Used in T3589LF-WL.</p> <p>Number of Assemblies Per Package: 1</p>		<p>Used in 567LF/767LF/768LF (mfg. prior to 8/21/2022). Replaces RP75402.</p> <p>Number of Assemblies Per Package: 1</p>

RP91902		RP92288		RP92289	
CARTRIDGE	NOTES	CARTRIDGE	NOTES	CARTRIDGE	NOTES
	<p>Used in 543-DST, 548LF, 568LF (mfg. prior to 8/21/2022), 599-DST, 643-DST, 699-DST, 743-DST, 748LF, 799-DST, 4193-DST, 9190-DST, 9193-DST, 9690-DST, 9693-DST, 9990-DST, 9993-DST, 19824LF, 19825LF.</p> <p>Number of Assemblies Per Package: 1</p>		<p>Used in 15769LF.</p> <p>Number of Assemblies Per Package: 1</p>		<p>Used in 1993LF, 15766LF, 15768LF.</p> <p>Number of Assemblies Per Package: 1</p>
RP92349		RP93659		RP100150	
CARTRIDGE	NOTES	CARTRIDGE	NOTES	CARTRIDGE	NOTES
	<p>Used in 533LF, 14882LF, 15764LF, 15765LF, 15798LF, 15822LF, 15832LF, 15840LF, 15847LF, 15854LF, 15860LF, 15864LF, 15897LF, 15899LF.</p> <p>Number of Assemblies Per Package: 1</p>		<p>Used in 15777LF.</p> <p>Number of Assemblies Per Package: 1</p>		<p>Used in 15748LF, 15891LF.</p> <p>Number of Assemblies Per Package: 1</p>
RP101057		RP101116		RP101762	
CARTRIDGE	NOTES	CARTRIDGE	NOTES	CARTRIDGE	NOTES
	<p>Used in 15890LF.</p> <p>Number of Assemblies Per Package: 1</p>		<p>Used in 1930LF-H, 1940LF-H, 1960LF-H.</p> <p>Number of Assemblies Per Package: 1</p>		<p>Number of Assemblies Per Package: 1</p>

RP70		RP212		RP36445	
BALL ASSEMBLY	NOTES	BALL ASSEMBLY	NOTES	CARTRIDGE	NOTES
	<p>Used until 2008, this model was designed for single handle kitchen and lavatory faucets with a lever handle. It can replace any Peerless' plastic or brass ball assembly.</p> <p>Number of Assemblies Per Package: 1</p>		<p>Used until 2008, this model was designed for single handle kitchen and lavatory faucets featuring an acrylic knob or lever handle with a diamond-shaped insert. It is commonly known as the diamond stem ball.</p> <p>Number of Assemblies Per Package: 1</p>		<p>Number of Assemblies Per Package: 1</p>
RP44123		RP63206		RP76699	
BALL ASSEMBLY	NOTES	CARTRIDGE	NOTES	CARTRIDGE	NOTES
	<p>Number of Assemblies Per Package: 1</p>		<p>Number of Assemblies Per Package: 1</p>		<p>Number of Assemblies Per Package: 1</p>
RP77763		RP78367		RP81972	
BALL ASSEMBLY	NOTES	CARTRIDGE	NOTES	CARTRIDGE	NOTES
	<p>Number of Assemblies Per Package: 1</p>		<p>Number of Assemblies Per Package: 1</p>		<p>Number of Assemblies Per Package: 1</p>
















Two Handle

Faucet Cartridges

RP8230		RP42216		RP61825 / RP61824	
CARTRIDGE	NOTES	CARTRIDGE	NOTES	CARTRIDGE	NOTES
	<p>Used in R62707, R64707.</p> <p>Number of Assemblies Per Package: 1</p> <p>Color may vary.</p>		<p>Used in 62936LF, 65536LF, 65538LF, R62707, R64707, and previous generation volume controls. This is the same cartridge as RP8230.</p> <p>Number of Assemblies Per Package: 1</p> <p>Color may vary.</p>		<p>Used in 62174LF, 62274LF, 62525LF, 62543LF, 62544LF, 62553LF, 62554LF, 62558LF, 62563LF, 62564LF. RP61825 is the hot cartridge and RP61824 is the cold cartridge.</p> <p>Number of Assemblies Per Package: 1</p>
RP75786 / RP75838		RP93536		RP93537	
CARTRIDGE	NOTES	CARTRIDGE	NOTES	CARTRIDGE	NOTES
	<p>Used in R65800 wall mount lavatory rough. RP75786 is the hot cartridge and RP75838 is the cold cartridge.</p> <p>Number of Assemblies Per Package: 1</p>		<p>Used in pot filler models 62806LF, 62807LF, 62810LF, 62820LF, 62825LF, 62843LF, 62844LF, 62858LF, 62874LF.</p> <p>Number of Assemblies Per Package: 1</p>		<p>Used in T70210, T70310, R70400. RP93536 is the hot cartridge and RP93537 is the cold cartridge.</p> <p>Number of Assemblies Per Package: 1</p>
RP100222 / RP100223					
CARTRIDGE	NOTES				
	<p>Used in 65367LF and 65368LF. RP100222 is the hot cartridge and RP100223 is the cold cartridge.</p> <p>Number of assemblies per package: 1</p>				

RP1740		RP8230		RP24096	
CARTRIDGE	NOTES	CARTRIDGE	NOTES	CARTRIDGE	NOTES
	Used in knob/acrylic handles or handles with screws on the top. Number of Assemblies Per Package: 1		Used primarily in commercial two handle products, but can be interchangeable with RP1740, RP24096, or RP25513 if ceramic seat and spring is also changed with RP4993. Number of Assemblies Per Package: 1		Used in two handle Roman tub valves. Number of Assemblies Per Package: 1 Color may vary.
RP25513		RP41701		RP47422	
CARTRIDGE	NOTES	CARTRIDGE	NOTES	CARTRIDGE	NOTES
	Used in lead free and brass stem legacy models with 1/4 turn stop. Number of Assemblies Per Package: 1 Color may vary.		Used in products sold in the Retail channel only with knob handles or no set-screw designs. Number of Assemblies Per Package: 2		Used in two handle retail kitchen and lavatory models. Most notable in 25902LF and 35955LF. Number of Assemblies Per Package: 2
RP54801		RP60400		RP64276	
CARTRIDGE	NOTES	CARTRIDGE	NOTES	CARTRIDGE	NOTES
	Used in models 25984LF-ECO, 25996LF, 25996LF-ECO, B2511LF-PPU-ECO (Marked faucet code 413763-A), B2511LF-PPU-ECO2, B2515LF-PPU-ECO (Marked faucet code 413763-A), B2596LF (Marked faucet code 413763-A). Number of Assemblies Per Package: 2		Used in two handle DST centerset and widespread faucets and single handle cold water beverage faucets. Number of Assemblies Per Package: 1		Used in models 2170LF, 2171LF, 2178LF, 2179LF. Number of Assemblies Per Package: 2
RP64760		RP64761		RP64772	
CARTRIDGE	NOTES	CARTRIDGE	NOTES	CARTRIDGE	NOTES
	Used in products sold in the Retail channel only 25704LF, 25706LF-ECO, 25713LF, 25713LF-ECO, 225755LF, 25962LF (marked faucet code 413763-A). Number of Assemblies Per Package: 2		Used in products sold in the Retail channel only, most notably the Talbott collection. Number of Assemblies Per Package: 2		Used in model 25724LF-ECO. It's the same as RP64760 but uses a different friction ring. Number of Assemblies Per Package: 2





RP71445		RP74418		RP75838 / RP75786	
CARTRIDGE	NOTES	CARTRIDGE	NOTES	CARTRIDGE	NOTES
	Used in models 25777LF, 25996LF, 25996LF-ECO, B2519LF. Number of Assemblies Per Package: 2		Used in models 2532LF-MPU, 2532LF-TP, 25718LF, 25720LF, 25743LF, 25748LF-PD, 25765LF-PD, 25766LF, 25768LF, 25769LF, 25770LF. Number of Assemblies Per Package: 2		Used in R3500-WL wall mount lavatory rough. RP75786 is the hot cartridge and RP75838 is the cold cartridge. Number of Assemblies Per Package: 1
RP78871		RP81854		RP100192	
CARTRIDGE	NOTES	CARTRIDGE	NOTES	CARTRIDGE	NOTES
	Used in 25757LF and 25841LF. Number of Assemblies Per Package: 1		Used in model B2518LF. Number of Assemblies Per Package: 1		Used in models 2533LF, 25748LF, 3533LF, 35748LF, 35779LF. Number of Assemblies Per Package: 1
RP101069		RP101144		RP101504	
CARTRIDGE	NOTES	CARTRIDGE	NOTES	CARTRIDGE	NOTES
	Used in models 2533LF-MPU, 2533LF-TP, 25747L, 25840LF, 25890LF, 25891LF, 25827LF, 25860LF, 25897LF. Number of Assemblies Per Package: 2		Used in two handle faucets that utilize the displayed stem extender. Number of Assemblies Per Package: 1		Used in models 25798LF, 25799LF, 25822LF, 25862LF, 25864LF, 25892LF, 25899LF, B2510LF (Marked faucet code 413763-C), B2510LF-PPU (Marked faucet code 413763-C), B2512LF (Marked faucet code 413763-C), B2511LF-PPU-ECO (Marked faucet code 413763-B), B2515LF-PPU-ECO (Marked faucet code 413763-B), 2520LF-A-ECO, 2522LF. Number of Assemblies Per Package: 2
RP101540		RP102826		RP103549	
CARTRIDGE	NOTES	CARTRIDGE	NOTES	CARTRIDGE	NOTES
	Used in models 35749LF, 35827LF, 35849LF. Number of Assemblies Per Package: 2		Used in model 25911LF. Number of Assemblies Per Package: 2		Used in model 35894LF. Number of Assemblies Per Package: 1

RP1740		RP24096		RP41701	
CARTRIDGE	NOTES	CARTRIDGE	NOTES	CARTRIDGE	NOTES
	Used until 2006, this model was designed for use in both kitchen and lavatory faucets. Number of Assemblies Per Package: 1		Used in Roman tubs. Number of Assemblies Per Package: 1		Replaces RP71444. Number of Assemblies Per Package: 1
RP42096		RP54801		RP70201	
CARTRIDGE	NOTES	CARTRIDGE	NOTES	CARTRIDGE	NOTES
	Number of Assemblies Per Package: 2		Replaces RP70201. Number of Assemblies Per Package: 2		This model is now obsolete and has been replaced by RP54801. Number of Assemblies Per Package: 2
RP71444		RP71445		RP72771	
CARTRIDGE	NOTES	CARTRIDGE	NOTES	CARTRIDGE	NOTES
	This model is now obsolete and has been replaced by RP41701. Number of Assemblies Per Package: 2		Number of Assemblies Per Package: 2		Number of Assemblies Per Package: 2
RP74418		RP81854		RP93981 / RP93982	
CARTRIDGE	NOTES	CARTRIDGE	NOTES	CARTRIDGE	NOTES
	Number of Assemblies Per Package: 2		Number of Assemblies Per Package: 2		RP93981 is the hot cartridge and RP93982 is the cold cartridge. Number of Assemblies Per Package: 1
RP100998 / RP100999		RP100272 / RP100273		RP101863 / RP101864	
CARTRIDGE	NOTES	CARTRIDGE	NOTES	CARTRIDGE	NOTES
	RP100998 is the hot cartridge and RP100999 is the cold cartridge. Number of Assemblies Per Package: 1		RP100272 is the hot cartridge and RP100273 is the cold cartridge. Number of Assemblies Per Package: 1		RP101863 is the hot cartridge and RP101864 is the cold cartridge. Number of Assemblies Per Package: 1

Single-Function

Tub/Shower Cartridges

PRODUCT | Brizo[®] MultiChoice[®] Universal T60P

RP46074	RP74236	RP46074	RP46074
2013-Present	2013-Present	Temporarily 2021	2006-2016
			

PRODUCT | Monitor® 1300/1400

RP19804	RP19804	RP19804	RP19804	RP19804
2013-Present	Temporarily 2021	2005-2014	2000-2005	1993-2001

PRODUCT | Delta® MultiChoice® Universal T13/T14

RP46074	RP74236	RP46074	RP46074
2013-Present	2013-Present	Temporarily 2021	2006-2016

PRODUCT | Delta® B114900

RP70538	RP70538
2015-Present	2010-2015
 <small>Check Valve Adapter RP73625</small>	 <small>Check Valve Adapter RP73625</small>

PRODUCT | Delta® 1600 Series





RP1991
1974-Present





PRODUCT | Monitor® 1300/1400

RP19804	RP19804	RP19804	RP19804	RP19804
2013-Present	Temporarily 2021	2005-2014	2000-2005	1993-2001
				

PRODUCT | Peerless® MultiChoice® Universal PTT14

RP46074	RP74236	RP46074	RP46074
2013-Present	2013-Present	Temporarily 2021	2006-2016
			

PRODUCT | Peerless® PTR188700

RP70538	RP70538
2015-Present	2010-2015
 <p>Check Valve Adapter RP73625</p>	 <p>Check Valve Adapter RP73625</p>

Dual-Function

Tub/Shower Cartridges

PRODUCT | Brizo® MultiChoice® Universal T60

RP47201	RP47201	RP42142
2017-Present	2007-2017	2004-2009
 <p>Thermostatic</p>	 <p>Thermostatic</p>	 <p>Thermostatic</p>



Model lists change frequently and may vary from this document. For a full listing of tub/shower models associated with each cartridge, visit deltafaucet.com/service-parts. Once on the landing page, enter the RP number, then select the 'Technical Documents' box to display the parts pages associated with each cartridge.

PRODUCT | Monitor® 1500/1700

RP32104	RP32104	RP16207
1998-Present	Temporarily 2021	1989-1998
		

PRODUCT | Delta® MultiChoice® Universal T17T

RP47201	RP47201	RP42142
2017-Present	2007-2017	2004-2009
 <p>Thermostatic</p>	 <p>Thermostatic</p>	 <p>Thermostatic</p>

PRODUCT | Delta® MultiChoice® Universal T17

RP46463	RP46463
2006-Present	Temporarily 2021
	



A MASCO COMPANY

Delta Faucet Company
55 E. 111th St., P.O. Box 40980
Indianapolis, IN 46280

deltafaucet.com
800.345.DELTA (3358)

©2024 Delta Faucet Company
DFC-5078 10/24