


Elica Display Program

June 2024

elica



Available Models

UPRIGHT DISPLAYS
#EXXUPDB2



NIKOLATESLA SWITCH
#EXXNTDBL

NIKOLATESLA FLUX
#EXXNFDBL



CEILING DISPLAYS
#EXXCHDBL - ILLUSION
#EXXCHDBL - HILIGHT



UCR DISPLAY
#EXXUCDB2
(FITS DRAWER FLUSHED)



VIGNETTE DISPLAY
#EXXVGDBL



INSERT SHROUD BOXES (UPRIGHT
ACCESSORY)

#EXXINPBL - Asti / Palermo

#EXXINTBL - Trento

#EXXINSBL - Scanno

elica

Upright Display

Code #EXXUPDB2


Display Material

$\frac{3}{4}$ Black and D91 Slate Gray Double sided Thermal Formed Laminate over high density particle board with matching edge band

Dimensions

39 $\frac{1}{2}$ " Wide
28 $\frac{3}{4}$ " Deep
103 $\frac{1}{2}$ " High

*The four mounting shelves for the hoods are adjustable in increments of $1 \frac{3}{8}$ in.



elica

Upright Display

Cut out dimension:

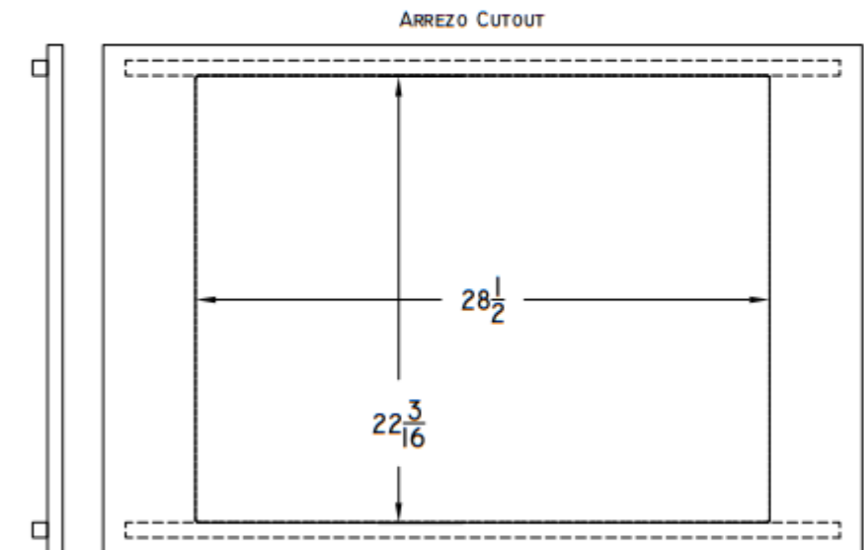
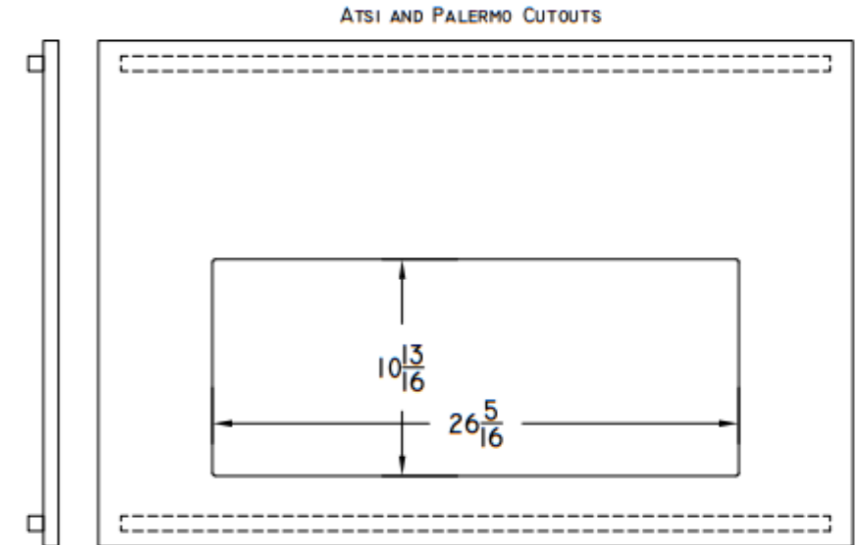
- Cut out in drawer top is $26 \frac{5}{16}$ " W x $10 \frac{13}{16}$ " D for Asti and Palermo 28".

EAS428S1/EAS328SS
EPR628S1
EUM628SS

- A bigger cutout for Arezzo 28" can be made with the marked cutout.

EAR628S4

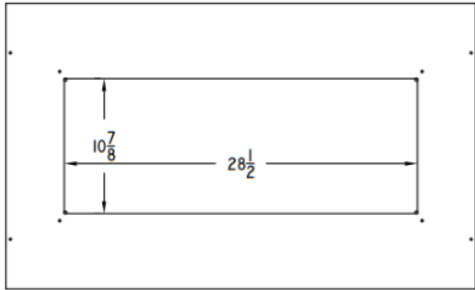
- Cutout is positioned so that Hood is toward the front of the drawer.



Insert Box Accessory

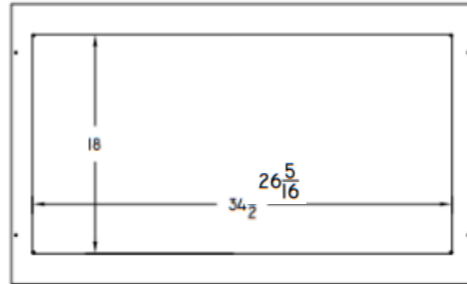
#EXXINPBL – Asti / Palermo

EAS428S1/EAS328SS
EPR628S1
EUM628SS




#EXXINTBL – Trento

ETR634SS/ETR134S1



#EXXINSBL – Scanno

ESC134SS



Intallation Instructions

https://elicacom-my.sharepoint.com/:b/g/person/j_luhi_elica_com/EeXkBoGPP55II-AH0MAXTiABVh-NP4XWr8RCxo0LLNk6Ww?e=jlaycs

Dimensions

36 3/8" W x 12" D x 23" H





OPTION 1



LUGANO



CALABRIA



BELLAGIO



ALLASIO



PALERMO

OPTION 2



LEONE



ARIA



BELLAGIO



ALLASIO



UMBRIA

OPTION 3



BOLSENA




SORA



ARIA



ALLASIO



AREZZO

OPTION 4



VARNA



BELLAGIO



ALLASIO



SCANNO
(W/SHROUD BOX)



ASTI

OPTION 5



VAVANO



BOLSENA



ARIA



ASTI

Upright Display



Installation

- The models to be placed on the upper part must be 36 in wide models
- The recommended quantity for the display on the upper part is 3, another model can be added but it will affect visibility

Details

- Two 3” locking and 3” non- locking casters are included
- The display will be shipped assembled in two sections
- The final assembly step requires the joining of the two sections with two mini fix connections at the final destination
- The two sections will be packaged together in corrugate sleeves on a 44” x 62” pallet

Installation Instructions

https://elicacom-my.sharepoint.com/:b:/g/personal/j_lluhi_elica_com/ESjl4Zmmtm5JjneNytguBJYB4P_Z0t4oLQtZ0xN WGDP_4A?e=aTlwlae

elica

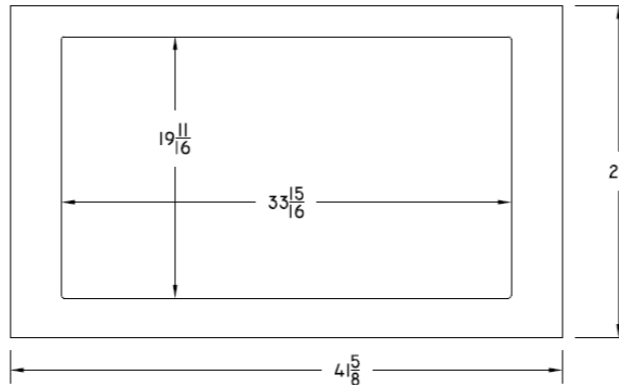
NikolaTesla Display

Code #EXXUPDB2



Dimensions

45.1" W x 25" D x 36" High

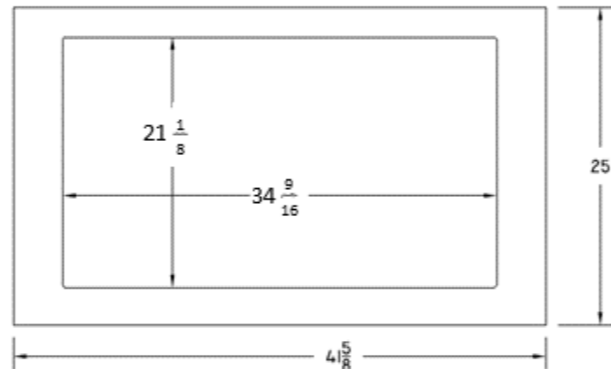


CODE #EXXNTDBL – NT SWITCH

ENS436BL

Install Instructions

https://elicacom-my.sharepoint.com/:b:/g/personal/jlluhi_elica_com/EeNUmFFeGzxHr6eFddRhe0kBxOWDFOr1k-Aih5LWH_cfMQ?e=4Jws61



CODE #EXXNFDBL – NT FLUX

ENF436BL
EIV536BL**

**** it will fit a Volta 36" but the vinyl must be removed.**

elica

Ceiling Display

CODE #EXXCHDBL - ILLUSION EIL640DW/EIL640WH
#EXXCHDBL - HIGHLIGHT EHL640SS/EHL640WH



Dimensions

29.5" W x 20" D x 78.75" High

Install Instructions

**Cord included to hook up the power*

https://elicacom-my.sharepoint.com/:b:/g/personal/j_lluhi_elica_com/Ealg6FWoAxVEouuwYTpHJGoBu_kt2b3fPtv26J9L89skJw?e=Q2sxBa

Undercounter Display

CODE #EXXUCRB2

Dimensions 25 1/8" W x 25" D x 75 7/8" High

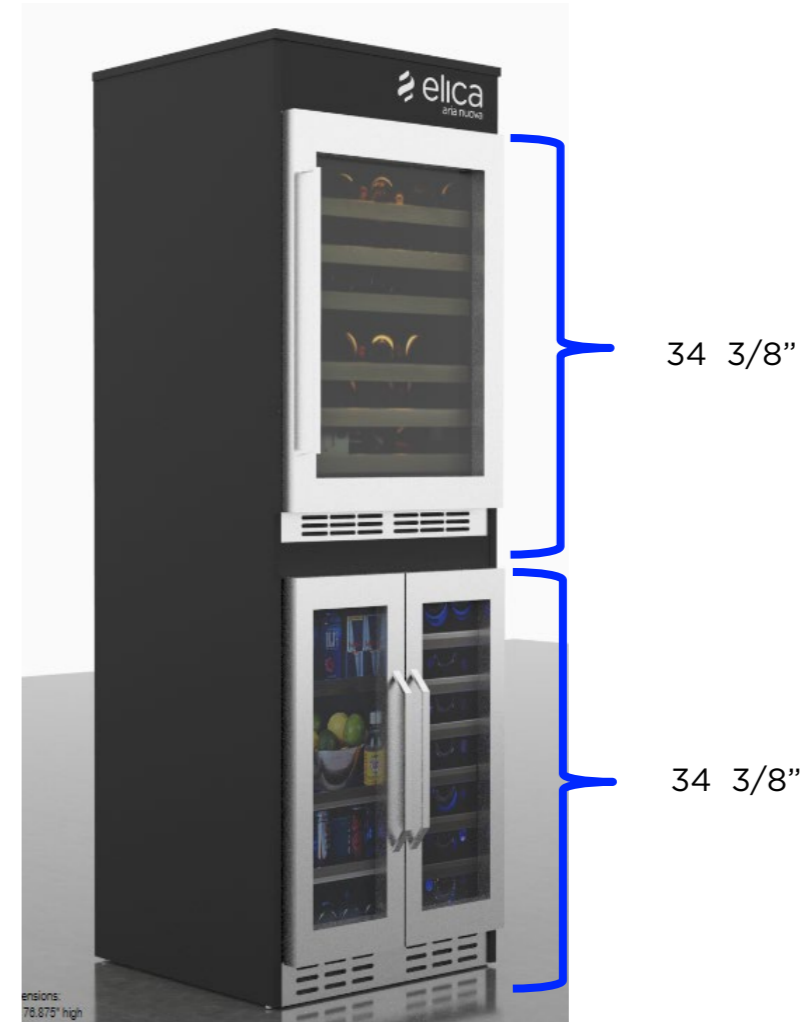
Install Instructions

https://elicacom-my.sharepoint.com/:b:/g/personal/j_lluhi_elica_com/EcoOydmOLF1JrUQEcnrFTfIBehumEFGIO1-Kc2E-J1huuQ?e=Ldxl13

Details

- It fits the 5 different RISERVA Series Models:

EBF52SS1
EWS52SS1
EBS52SS1
EBS51SS1
EBD51SS1



elica

Vignette Display

CODE #EXXVGDBL

Can fit a Calabria or any
Wallmount Chimney Hood
(30 or 36")

Cutout for a 36" Volta



Dimensions

58" W x 28" D x 94" High

Details

- 4 product display (complete Elica lineup)
- Fits 36" new VOLTA induction cooktop [EIV536BL](#)
- Fits the 5 different RISERVA Series models
- Wallmount Hood can be displayed.

MODEL	NAME	DIMENSIONS	SHIPPING DIMENSIONS	SHIPPING WEIGHT
EXXCHDBL	Illusion Ceiling Hood Display - BLACK	29 1/2" W x 20" D x 78 3/4" H	79"L x 31"W x 4"H	104 lbs
EXXCHDBL	Hilight Ceiling Hood Display - BLACK	29 1/2" W x 20" D x 78 3/4" H	79"L x 31"W x 4"H	104 lbs
EXXINPBL	Insert Display Asti/Palermo 28" - BLACK	36 3/8" W x 12" D x 23" H	38 1/8" x 23 1/4" x 2 1/4"	15 lbs
EXXINSBL	Insert Display Scanno 28" BLACK	36 3/8" W x 12" D x 23" H	38 1/8" x 23 1/4" x 2 1/4"	15 lbs
EXXINTBL	Insert Display Trento 28" -BLACK	36 3/8" W x 12" D x 23" H	38 1/8" x 23 1/4" x 2 1/4"	15 lbs
EXXNTDBL	Nikola Tesla Display - BLACK	41-1/2" W x 25" D x 36" H	BOX1: 46"L x 38"W x 4"H BOX2: 24-1/2"W x 24-1/2"D x 18-1/2"H	BOX1: 78 lbs BOX2: 25 lbs
EXXNFDBL	Nikola Tesla Display - BLACK	41-1/2" W x 25" D x 36" H	BOX1: 46"L x 38"W x 4"H BOX2: 24-1/2"W x 24-1/2"D x 18-1/2"H	BOX1: 78 lbs BOX2: 25 lbs
EXXUCDB2	Undercounter Refrigeration Display - BLACK	25" W x 24" D x 80 7/8" H	77-1/2"L x 25-1/2"W x 4-1/2"H	133 lbs
EXXUPDB2	Upright Display - BLACK	41" W x 29 1/2" D x 109 1/2" H	44"W x 48"D x 65"H	292 lbs
EXXVGDBL	Vignette Display - Black	58"W x 28"D x 94"H	60"L X 29-3/4" W X 5-1/4" H	170 lbs