


Introducing the new WM6998 ventless WashCombo™ All-in-One

Get it done in one with the new **WM6998H_A WashCombo™ All-in-One**.



This Washer/Dryer combo lets users load, set, and go on about their day, ThinQ® will send an alert in under 2 hours when laundry is clean and dry.

- What's New?**
- Sleek Ventless Design
 - 60% more energy efficient*
 - 6Motion™ Dry
 - ezLintFilter™
 - Auto Cleaning Condenser




Maximum capacity in a standard-size machine, change the height with a riser, pedestal, or increase capacity with an **LG SideKick™**

LG's Inverter Direct Drive motor allows for quiet, smart, and reliable curated washing *and* drying motions with 6Motion™ technology.

LG's WashCombo™ offers the ultimate convenience. Wash and dry with no transfer time.

Maintenance is no chore with an auto cleaning condenser and lint can be disposed of quickly with a pull of the ezLintFilter™ over a trash can.



Sleek & Stylish

Performance

Convenience

Reliability

Capacity	5 Cubic Feet	
Colors	● WM6998HBA	● WM6998HVA
Compatible Pedestals	WDPS2- ADA-compliant 4" Riser	
	WDP6- Pedestal	
	WD300- LG SideKick™	
Inverter HeatPump™ Technology	✓	
Inverter Direct Drive™ Motor	✓	
6Motion™ Technology	Wash & Dry	
AI DD™ 2.0	AI Wash+Dry	
ezDispense™ 2.0	✓	
TurboWash™ 360	✓	
Allergiene™ Cycle	✓	
NeveRust™ Stainless Steel Tub	✓	
ThinQ®	Featuring ThinQ UP	
ezLintFilter™	✓	
Ventless	✓	
Power Requirement	120V	
ENERGY STAR®	2024 Most Efficient	
Auto Cleaning Condenser	✓	
ThinQ Care	✓	
Warranty	1 Year Parts & Labor	
	3 Year Stainless Steel Drum	
	10 Year Direct Drive Motor	
+1 Year Warranty	When you download and register product with ThinQ® Care	

Get to know the new WM6998 WashCombo™ All-in-One Advantage

Get It Done In One

Mega Capacity, at 5.0 cu. ft. the WashCombo™ is the largest all-in-one in the industry*. **No Transfer Time**, get a whole load of laundry clean, fresh, and dry in one machine in under 2 hours**.

Sleek and Smart

Sleek Ventless Design uses 60% less energy*** to dry at lower temperatures helping clothes look their best for longer.

Customizable Height Easily adjust the height with the addition of an LG SideKick™, matching pedestal, or 4" ADA riser.

ThinQ UP keeps that *like new* feeling with regular customization options.

Powerful Direct Drive Motor

Direct Drive Motor 6Motion™ Wash means powerful, reliable, quiet, smart cleaning and **6Motion™ Dry** means careful, intelligent, thorough, efficient drying.

AI DD® 2.0 AI Wash+Dry uses sensors to detect fabric texture, load size, and soil level to automatically select the right temperatures, wash motions, and the right amount of detergent added through **ezDispense™**. For the first time ever, AI Wash+Dry also curates the proper drying motions for gentler care of your clothing.

Easy Use and Maintenance

ezLintFilter™ design allows you to easily remove lint after every cycle. Simply push out the filter from its compartment and the lint can be disposed of right into the trash.

Auto Cleaning Condenser fresh water cleans the condenser, no special brushes or additional cleaning are necessary.

Flexible Design can go virtually anywhere with a **120V power outlet**, water, and a drain.

ThinQ Care sends maintenance alerts and helpful usage tips.



LG SideKick™
Compatible



ezLintFilter™



ezDispense™

For more information scan or click the QR codes below

Spec Sheet



LG WashCombo™
All-in-One

Cycle Guide



- WM6998HBA Black Steel
- WM6998HVA Graphite Steel

*As of 2023 **Based on 10lb load *** When compared to LG vented dryers