

2023



PRICE BOOK

NET PRICES EFFECTIVE JANUARY 1

THE SPEED OF INNOVATION

2022 represented the culmination of 50 years of hard work and dedication that has made Accurate Lock and Hardware the leader in custom architectural hardware and a trusted partner to so many luxury brands and niche markets. Whether custom made or from one of the many existing product categories that we offer, Accurate has always focused on solving unique problems in the industry and producing our own products from concept to execution.



Thom Filicia for Accurate Aurora Privacy Set

In a matter of days, a solid bar of brass can evolve into a component, a lock case, a cabinet pull, or a beautiful lever. Passing through the many hands of each department, extreme care is given to shape the metal into its next stage of life — whether it be form or function. From decorative trim designed by Thom Filicia to innovating in the Behavioral Healthcare space, we have built a team and facility that crafts best in class products for every opening.

On the custom and bespoke end of the spectrum, here are a few of the more exciting things we have done this year.

- + Electrified a ~100 year old rim lock
- + 15 1/2" backset electrified mortise lock
- + 48" custom ladder pulls,
- + Electrified Harmon Hinges
- + Custom Oversized Knob + Rose
- + Custom Offset Pivot Hinges



FROM TOP, CLOCKWISE: Custom 7" Centre Knob + Rose, Electrified Harmon Hinge, Electrified Antique Rim Lock

Outstanding customer service and delivery remain the key to our ongoing success. We have added resources on the service and support side of the business, including additional engineers trained to use the most modern design and development tools. We continue to invest by adding capital equipment, expanding our production footprint and increasing our warehouse space. All of this positions Accurate to leverage the most modern tools and machining technology backed by the spirit of old-world craftsmanship.

Ronald M. Salvatore
FOUNDER + CHAIRMAN

Reed M. Salvatore
CEO

Rodd M. Salvatore
VICE PRESIDENT



CH-CYL Crescent Cylindrical Sets

Accurate offers expanded Rapid Ship programs committing to immediate delivery of a variety of products including ADA Sliding Door Sets, Harmon Hinges, Pocket Door Sets, Light Duty Pivot Hinges, Electromechanical Lock and Trim Sets. We are proud to be 100% made in the USA and our vertically integrated manufacturing has allowed us to navigate the global supply chain better than most. We expect to continue to beat industry standards and improve our own lead times this year.



Family owned and operated by the Salvatore family.

Accurate innovates based on the feedback and requests of our most valuable assets — our trusted partners and customers. Please let us know if there is anything you would like to see in the market that either doesn't currently exist or needs improvement. We are always up for the challenge and as always "If you can dream it, we can make it". At our very core is our commitment to innovation in all aspects of door hardware — Accurate thrives on offering catalog and custom bespoke solutions across the hardware industry. We are proud to present some of our latest innovations...

2022 AWARDS & RECOGNITIONS



+ Inc.'s Best in Business 2022 - Manufacturing Category

+ 2022 Innovation in Design Awards (IDAs) presented by CTC&G (Thom Filicia for Accurate)

+ Nightingale Innovation Award (Ligature Resistant Crescent Magnetic Suite)

+ Good Housekeeping's 2022 Home Renovation Awards - Smartest Home Tech (Smart Entry by Accurate)


+ Interior Design 2022 Best of Year Awards Finalist (Thom Filicia for Accurate)

+ Interior Design NYCxDDesign Awards 2022 Finalist (Thom Filicia for Accurate)


+ Architizer A+Product Awards 2022 Finalist (Invisi-Mount Pocket Door Sets)



SWINGING DOORS



1	Add-On Options for Swinging Doors
2	SilentPac Solutions
3	9000/9100 Series Mortise Locks
4	9000/9100 Series Specialty Mortise Locks
4	9000/9100 Series Marine Grade Mortise Locks
5	9000/9100 Series Special Strikes
5	9000/9100 Series Special Options
6	8700/8800 Series Narrow Backset Mortise Locks
7	8700/8800 Series Narrow Backset Specialty Mortise Locks
7	8700UL/8800UL Listed Narrow Backset Mortise Locks
8	8700/8800 Series Special Strikes
8	8700/8800 Series Special Options
9	8500/8600 Series Narrow Backset Mortise Locks
10	8500/8600 Series Special Strikes
10	8500/8600 Series Special Options
11	5000TG Thumb Grip Entry Set 9100 Series UL Listed Mortise Lock
11	5000TG Thumb Grip Entry Set 8800 Series UL Listed Mortise Lock
12	1700 Series Narrow Backset Mortise Locksets
13	1700 Series Narrow Backset Mortise Locks
13	1700 Series Special Strikes
14	9500 Series Interior Mortise Locks
14	9800 Series Interior Mortise Locks
15	Bit Key Mortise Locks
15	Interior and Bit Key Special Strikes
16	Interior and Bit Key Mortise Lock Special Options
17	6500 Series Screen Door Privacy Sets
17	6500 Series Screen Door Passage Sets
18	6500 Series Screen Door Mortise Locks
18	6500 Series Screen Door Special Strikes
19–20	6500 Series Screen Door Trim
21	733 Horizontal Mortise Locks
21	1912 Urban Deadbolt
22	9500 Deadlocks
22	7200 Deadlocks
23	1600 Deadlocks
24	Other Deadlocks
24	Passage Knob Latches
25	7800 Series Dead Latches
25	7800 Series Dead Latches Handles
25	Deadlocks, Knob Latches, Dead Latches Special Options
26	Traditional Style Rabbeted Kits
26	Standard Style Rabbeted Kits
27	T2200 Tubular Lockset



ADD-ON OPTIONS FOR SWINGING DOORS



SilentPac™ Quiet Lock

Cushioned Latch Bolt and Insulated Lock Body Muffle Noise

Available for 9100 Series

Price on Application

Specify Q after lock series number

(E.g. 9167Q)



SilentPac™ Lever Dampening Disc

Diminishes Noise by Making Lever Return Smoother

Pair with Quiet Mortise Lock or Magnetic Latch for the Complete Quiet Package

Available for 8500, 8800, 9100, 9500, 9800 Series

Add \$84.60 to lock cost

Specify SP after lock series number

(E.g. 9139Q.SP)



SilentPac™ Magnetic Latch

Invisible Strike Meets Quiet Operation

Available for 8800, 9100, 9500, 9800 Series

8800ML/9100ML:

Not UL approved

Add \$258.45 to lock cost

9500/9800 Series:

Add \$105.00 to lock cost

Specify ML after lock series number

(E.g. 9525ML)



High Security Solutions

300x Stronger than the Grade 1 Requirement.

Available for 9100 Series & 7200 Series Deadlocks.

Add \$258.45 to lock cost

Specify SEC after lock series number

(E.g. 9167SEC, 7203SEC)

**NOT ALL OPTIONS CAN BE COMBINED.
PLEASE CALL FOR ASSISTANCE.**

SILENTPAC™ SOLUTIONS

Acoustically engineered to eliminate door disturbance.

ACCURATE LOCK SERIES	ADD SILENTPAC™ LEVER DAMPENING DISC (SP)	UPCHARGE	DESCRIPTION
9100Q	✓	Price on Application	Complete Quiet Package 9100Q Quiet Lock with SilentPac™ Lever Dampening Disc
9100Q		Price on Application	Quiet Lock with NO Lever Dampening Disc
9100	✓	\$84.60	Regular 9100 lock with Lever Dampening Disc
8500	✓	\$84.60	8500 Lock with Lever Dampening Disc
8800	✓	\$84.60	8800 Lock with Lever Dampening Disc
9500	✓	\$84.60	9500 Lock with Lever Dampening Disc
9800	✓	\$84.60	9800 Lock with Lever Dampening Disc
8800ML	✓	\$343.05	8800 Magnetic Latch with Lever Dampening Disc
8800ML		\$258.45	8800 Magnetic Latch with NO Lever Dampening Disc
9100ML	✓	\$343.05	9100 Magnetic Latch with Lever Dampening Disc
9100ML		\$258.45	9100 Magnetic Latch with NO Lever Dampening Disc
9500ML	✓	\$189.60	Quietest Interior Mortise Set 9500 Magnetic Latch with Lever Dampening Disc
9500ML		\$105.00	9500 Magnetic Latch with NO Lever Dampening Disc
9800ML	✓	\$189.60	Quietest Interior Mortise Set 9800 Magnetic Latch with Lever Dampening Disc
9800ML		\$105.00	9800 Magnetic Latch with NO Lever Dampening Disc

SILENTPAC™ LEVER DAMPENING DISC IS COMPATIBLE WITH MOST THROUGH-BOLTED MORTISE LOCKS AND A WIDE VARIETY OF OTHER MANUFACTURERS' TRIM. PLEASE REFER TO [SILENTPACSOLUTIONS.COM](https://www.silentpac.com) FOR COMPATIBILITY INFORMATION. PRICE ON APPLICATION.



9000/9100 Series Mortise Locks

HOW TO SPECIFY:

FUNCTION. BACKSET. TRIM. FINISH. HAND. DOORTHICKNESS

EXAMPLE:

9124. 212. LxL.8mm. US3NL. RH. 134

Specify trim manufacturer, spindle size or Accurate trim options.

Locks only, no cylinders or trim included.

See page 5 for special options.

See Electrified section for more options.

Look for these colors next to individual products signifying that add-on option is available. For pricing see page 3.			FINISH GROUP 1 US4, US4NL, US32D, US26D		FINISH GROUP 2 US3, US3NL, US26, US32, US9, US10, US10B, US14, US15, US19		SPECIAL ARCHITECTURAL FINISHES BN, BB, TN, TB, DURO, ESN, US15A, US5, US19LL		
Backset			2-1/2"	2-3/4"	2-1/2"	2-3/4"	2-1/2"	2-3/4"	
■	9000ADL	9100ADL	Active Dummy Lock	\$182.20	\$161.15	\$188.20	\$167.15	\$200.20	\$179.15
■	9001	9101	Deadlock	\$186.05	\$165.00	\$192.05	\$171.00	\$204.05	\$183.00
■	9002	9102	Deadlock						
■	9003	9103	Deadlock						
■	9004	9104	Deadlock						
■	9005	9105	Deadlock						
■	9022	9122	Store Door	\$233.05	\$212.00	\$239.05	\$218.00	\$251.05	\$230.00
■	9024	9124	Dormitory	\$186.10	\$165.05	\$192.10	\$171.05	\$204.10	\$183.05
■	9025	9125	Passage						
■	9034	9134	Hotel						
■	9039	9139	Privacy						
■	9042	9142	Entrance or Public Restroom						
■	9043	9143	Institutional Privacy	\$400.25	\$379.20	\$406.25	\$385.20	\$418.25	\$397.20
■	9043E	9143E	Institutional Privacy						
■	9044	9144	Institutional Privacy						
■	9044E	9144E	Institutional Privacy						
■	9045	9145	Classroom						
■	9045S	9145S	Classroom Security	\$263.00	\$241.95	\$269.00	\$247.95	\$281.00	\$259.95
■	9046	9146	Classroom Double Locking						
■	9048	9148	Entrance						
■	9049	9149	Entrance						
■	9053	9153	Entrance						
■	9056	9156	Entrance or Office	\$286.40	\$265.40	\$292.40	\$271.40	\$304.40	\$283.40
■	9058	9158	Institutional or Asylum						
■	9059	9159	Storeroom						
■	9060	9160	Asylum x Deadbolt						
■	9067	9167	Entrance						
■	9069	9169	Entrance	\$286.45	\$265.40	\$292.45	\$271.40	\$304.45	\$283.40

For 3-3/4": Add \$285.95 to 2-3/4" Price | For 5": Add \$405.15 to 2-3/4" Price | For 6": Add \$522.10 to 2-3/4" Price

Locks set up for Euro Profile Cylinders, specify 9100PC, please call for pricing and specs.



9000/9100 Series Specialty Mortise Locks

HOW TO SPECIFY:

FUNCTION. BACKSET. FINISH. HAND. DOOR THICKNESS

EXAMPLE:

9124RL. 212. US3NL. RH. 134

Specify trim manufacturer, spindle size or Accurate trim options.

Locks only, no cylinders or trim included.

See page 5 for special options.

Look for these colors next to individual products signifying that add-on option is available. For pricing see page 3.			FINISH GROUP 1 US4, US4NL, US32D, US26D		FINISH GROUP 2 US3, US3NL, US26, US32, US9, US10, US10B, US14, US15, US19		SPECIAL ARCHITECTURAL FINISHES BN, BB, TN, TB, DURO, ESN, US15A, US5, US19LL			
	SilentPac™ Quiet Lock		SilentPac™ Lever Dampening Disc			SilentPac™ Magnetic Latch			High Security Solutions	
			Backset		2-1/2"	2-3/4"	2-1/2"	2-3/4"	2-1/2"	2-3/4"
■	9000ADLS	9100ADLS	Active Dummy Lock as Strike		\$391.45		\$397.45		\$409.45	
	9022ARL	9122ARL	Roller Latch Lock for Double Cylinder		\$255.35		\$261.35		\$273.35	
	9024ARL	9124ARL	Roller Latch Lock							
	9025ARL	9125ARL	Passage Roller Latch		\$228.15		\$234.15		\$246.15	
	9039ARL	9139ARL	Privacy Roller Latch		\$252.95		\$258.95		\$270.95	
■	9040CC	9140CC	Communicating Privacy Lock		Price on Application		Price on Application		Price on Application	
	9040DCC	9140DCC	Communicating Privacy Deadlock							
■	9044T0	9144T0	Time-Out Lock							

For 3-3/4", 5", 6" Backsets: Price on Application



9000/9100 Series Marine Grade Mortise Locks

			FINISH GROUP 1 US4, US4NL, US32D, US26D		FINISH GROUP 2 US3, US3NL, US26, US32, US9, US10, US10B, US14, US15, US19		SPECIAL ARCHITECTURAL FINISHES BN, BB, TN, TB, DURO, ESN, US15A, US5, US19LL			
			Backset		2-1/2"	2-3/4"	2-1/2"	2-3/4"	2-1/2"	2-3/4"
	9001M	9101M	Deadlock		\$827.15	\$802.00	\$833.15	\$808.00	\$845.15	\$820.00
	9002M	9102M	Deadlock							
	9003M	9103M	Deadlock							
	9004M	9104M	Deadlock							
	9005M	9105M	Deadlock							
	9022M	9122M	Store Door		\$1,042.85	\$1,017.65	\$1,048.85	\$1,023.65	\$1,060.85	\$1,035.65
	9024M	9124M	Dormitory or Entrance		\$827.15	\$802.00	\$833.15	\$808.00	\$845.15	\$820.00
	9025M	9125M	Passage or Closet							
	9039M	9139M	Privacy		\$1,042.85	\$1,107.65	\$1,048.85	\$1,023.65	\$1,060.85	\$1,035.65
	9059M	9159M	Storeroom or Closet							

For 3-3/4", 5", 6" Backsets: Price on Application.



9000/9100 Series | Special Strikes

HOW TO SPECIFY:

ELS. FUNCTION. FINISH. HAND. LIPTOCENTER

EXAMPLE:

ELS. 9124. US3NL. RH. 112

All 9000/9100 Series Mortise Locks include standard strikes for 1-3/4" thick doors.

For all extended strikes, specify as listed above.

Please call for pricing larger than 2" lip to center.

FINISH GROUP 1 US4, US4NL, US32D, US26D	FINISH GROUP 2 US3, US3NL, US26, US32, US9, US10, US10B, US14, US15, US19	SPECIAL ARCHITECTURAL FINISHES BN, BB, TN, TB, DURO, ESN, US15A, US5, US19LL
\$19.65	\$20.75	\$28.35



9000/9100 Series | SPECIAL OPTIONS

	ADD
SS-SECURITY Security Strikes	\$23.35
USD KxK Upside Down (cylinder/thumb turn below knobs)	No Additional Charge
USD LxL Upside Down (cylinder/thumb turn below levers)	\$41.65
SLB Solid Latch Bolt (not available for SilentPac Quiet Lock)	\$33.65
KxL Knob Outside, Lever Inside	\$124.20
LxK Lever Outside, Knob Inside	
Custom Thumb Turn Hub Sizes Available in Certain Functions	Price on Application
9100 Backset Extension Kit (custom backsets)	
T9000.212, T9100.212, T9000.234, T9100.234 Empty Lock Body as Template. Supplied with Faceplate, Strike and Dustbox in Stainless Steel. Other backsets price on application.	\$93.10
Quiet Lock	Price on Application
SilentPac Lever Dampening Disc	\$84.60
Magnetic Latch (see applicable functions)	\$258.45
High Security	
SCH.PAK Pair of modified Schlage® Spring Packs*	\$30.00

*Required for use with all Schlage® Lever Sets

ALWAYS CONSULT WITH ONE OF OUR SALES ENGINEERS PRIOR TO USING ANY 9000 / 9100 LOCK WITH ESCUTCHEON PLATES



8700/8800 Series Narrow Backset Mortise Locks

HOW TO SPECIFY:

FUNCTION. BACKSET. TRIM. FINISH. HAND. DOORTHICKNESS

EXAMPLE:

8825. 134. 18L/1R. US3NL. RH. 134

Specify trim manufacturer, spindle size or Accurate trim options.

Locks only, no cylinders or trim included.

See page 8 for special options.

Look for these colors next to individual products signifying that add-on option is available. For pricing see page 3.			FINISH GROUP 1 US4, US4NL, US32D, US26D				FINISH GROUP 2 US3, US3NL, US26, US32, US9, US10, US10B, US14, US15, US19				SPECIAL ARCHITECTURAL FINISHES BN, BB, TN, TB, DURO, ESN, US15A, US5, US19LL				
			Backset				Backset				Backset				
			1-1/2"	1-3/4"	2"	2-1/4"	1-1/2"	1-3/4"	2"	2-1/4"	1-1/2"	1-3/4"	2"	2-1/4"	
■	8700ADLS	8800ADLS	Active Dummy Lock as Strike	\$411.25				\$417.25				\$429.25			
■	8700ADL	8800ADL	Active Dummy Lock	\$208.55				\$214.55				\$226.55			
	8701	8801	Deadlock	\$213.15				\$219.15				\$231.15			
	8702	8802	Deadlock												
	8703	8803	Deadlock												
	8704	8804	Deadlock												
	8705	8805	Deadlock												
■ ■	8722	8822	Store Door	\$285.85				\$291.85				\$303.85			
■ ■	8724	8824	Dormitory	\$213.15				\$219.15				\$231.15			
■ ■	8725	8825	Passage												
■ ■	8739	8839	Privacy												
■	8742	8842	Entrance or Public Restroom	\$341.65				\$347.65				\$359.65			
■	8745	8845	Classroom												
■	8745S	8845S	Classroom Security												
■	8746	8846	Classroom Double Locking												
■	8748	8848	Entrance												
■	8749	8849	Entrance	\$450.00				\$456.00				\$468.00			
	8753	8853	Entrance or Office												
■	8756	8856	Office	\$341.65				\$347.65				\$359.65			
	8758	8858	Institutional	\$285.85				\$291.85				\$303.85			
■	8759	8859	Storeroom												

Locks set up for Euro Profile Cylinders, specify 8800PC, please call for pricing and specs.



8700/8800 Series Narrow Backset Specialty Mortise Locks

HOW TO SPECIFY:

FUNCTION. BACKSET. FINISH. HAND. DOORTHICKNESS

Locks only, no cylinders or trim included.

See page 8 for special options.

EXAMPLE:

8824RL. 134. US3NL. RH. 134

			FINISH GROUP 1 US4, US4NL, US32D, US26D				FINISH GROUP 2 US3, US3NL, US26, US32, US9, US10, US10B, US14, US15, US19				SPECIAL ARCHITECTURAL FINISHES BN, BB, TN, TB, DURO, ESN, US15A, US5, US19LL			
Backset			1-1/2"	1-3/4"	2"	2-1/4"	1-1/2"	1-3/4"	2"	2-1/4"	1-1/2"	1-3/4"	2"	2-1/4"
8722ARL	8822ARL	Roller Latch Lock for Double Cylinder	\$440.90				\$446.90				\$458.90			
8724ARL	8824ARL	Roller Latch Lock												
8725ARL	8825ARL	Passage x Roller Latch	\$408.35				\$414.35				\$426.35			
8739ARL	8839ARL	Privacy Roller Latch	\$440.90				\$446.90				\$458.90			



8700UL/8800UL Series Listed Narrow Backset Mortise Locks

HOW TO SPECIFY:

FUNCTION. BACKSET. TRIM. FINISH. HAND. DOORTHICKNESS

Specify trim manufacturer or spindle size or Accurate trim options.

Locks only, no cylinders or trim included.

EXAMPLE:

8824UL. 134. LxL.8mm. US3NL. RH. 134

Look for these colors next to individual products signifying that add-on option is available. For pricing see page 3.			FINISH GROUP 1 US4, US4NL, US32D, US26D				FINISH GROUP 2 US3, US3NL, US26, US32, US9, US10, US10B, US14, US15, US19				SPECIAL ARCHITECTURAL FINISHES BN, BB, TN, TB, DURO, ESN, US15A, US5, US19LL			
Backset			1-3/4"	2"	2-1/4"	1-3/4"	2"	2-1/4"	1-3/4"	2"	2-1/4"	1-3/4"	2"	2-1/4"
■ 8722UL	8822UL	Store Door	\$661.95				\$667.95				\$679.95			
■ 8724UL	8824UL	Dormitory												
■ 8725UL	8825UL	Passage	\$592.70				\$598.70				\$610.70			
■ 8739UL	8839UL	Privacy	\$662.05				\$668.05				\$680.05			
■ 8748UL	8848UL	Entrance	\$715.05				\$721.05				\$727.05			
■ 8756UL	8856UL	Office												
■ 8759UL	8859UL	Storeroom	\$661.95				\$667.95				\$673.95			



8700/8800 Series | Special Strikes

HOW TO SPECIFY:

ELS. FUNCTION. FINISH. HAND. LIPTOCENTER

EXAMPLE:

ELS. 8824. US3NL. RH. 112

All 8700/8800 Series Mortise Locks include standard strikes for 1-3/4" thick doors.

For all extended strikes, specify as listed above.

Please call for pricing larger than 2" lip to center.

FINISH GROUP 1 US4, US4NL, US32D, US26D	FINISH GROUP 2 US3, US3NL, US26, US32, US9, US10, US10B, US14, US15, US19	SPECIAL ARCHITECTURAL FINISHES BN, BB, TN, TB, DURO, ESN, US15A, US5, US19LL
\$19.65	\$20.75	\$28.35



8700/8800 Series | SPECIAL OPTIONS

	Add
SS-SECURITY Security Strikes	\$23.35
USD KxK Upside Down (cylinder/thumb turn below knobs)	No Additional Charge
USD LxL Upside Down (cylinder/thumb turn below levers)	\$41.65
KxL Knob Outside, Lever Inside (only available in certain functions/backsets, call for details)	\$124.20
LxK Lever Outside, Knob Inside (only available in certain functions/backsets, call for details)	
TPxK Grip Outside, Knob Inside (only available in certain functions/backsets, call for details)	Price on Application
TPxL Grip Outside, Lever Inside (only available in certain functions/backsets, call for details)	
T8700.BACKSET, T8800.BACKSET Empty Lock Body as Template. Supplied with Faceplate, Strike and Dustbox in Stainless Steel. (Specify backset.)	\$105.15
SilentPac Lever Dampening Disc	\$84.60
Magnetic Latch (see applicable functions)	\$258.45

ALWAYS CONSULT WITH ONE OF OUR SALES ENGINEERS PRIOR TO USING ANY 8700 / 8800 SERIES LOCK WITH ESCUTCHEON PLATES



8500/8600 Series Narrow Backset Mortise Locks

HOW TO SPECIFY:

FUNCTION. BACKSET. TRIM. FINISH. HAND. DOORTHICKNESS

EXAMPLE:

8524. 114. LxL.8mm. US3NL. RH. 134

Specify trim manufacturer, spindle size or Accurate trim options.

Locks only, no cylinders or trim included.

See page 10 for special options.

Look for these colors next to individual products signifying that add-on option is available. For pricing see page 3.			FINISH GROUP 1 US4, US4NL, US32D, US26D					FINISH GROUP 2 US3, US3NL, US26, US32, US9, US10, US10B, US14, US15, US19					SPECIAL ARCHITECTURAL FINISHES BN, BB, TN, TB, DURO, ESN, US15A, US5, US19LL						
Backset			1-3/4"	1-1/2"	1-3/4"	2"	2-1/4"	1-1/4"	1-1/2"	1-3/4"	2"	2-1/4"	1-1/4"	1-1/2"	1-3/4"	2"	2-1/4"		
■ 8500ADLS	8600ADLS	Active Dummy Lock as Strike				\$492.00					\$498.00						\$510.00		
■ 8500ADL	8600ADL	Active Dummy Lock				\$287.45					\$293.45						\$305.45		
8501	8601	Deadlock				\$292.10					\$298.10						\$310.10		
8502	8602	Deadlock																	
8503	8603	Deadlock																	
8504	8604	Deadlock																	
8505	8605	Deadlock																	
■ 8522	8622	Store Door				\$365.50					\$371.50						\$383.50		
■ 8524	8624	Dormitory																	
■ 8525	8625	Passage				\$292.10					\$298.10						\$310.10		
■ 8539	8639	Privacy				\$365.50					\$371.50						\$383.50		
■ 8548	8648	Entrance				\$421.75					\$427.75						\$439.75		
■ 8556	8656	Office																	
8558	8658	Institutional				\$365.50					\$371.50						\$383.50		
■ 8559	8659	Storeroom																	



8500/8600 Series | Special Strikes

HOW TO SPECIFY:

ELS. FUNCTION. FINISH. HAND. LIPTOCENTER

EXAMPLE:

ELS. 8524. US3NL. RH. 112

All 8500/8600 Series Mortise Locks include standard strikes for 1-3/4" thick doors.

For extended strikes, specify as listed above.

Please call for pricing larger than 2" lip to center.

FINISH GROUP 1 US4, US4NL, US32D, US26D	FINISH GROUP 2 US3, US3NL, US26, US32, US9, US10, US10B, US14, US15, US19	SPECIAL ARCHITECTURAL FINISHES BN, BB, TN, TB, DURO, ESN, US15A, US5, US19LL
\$19.65	\$20.75	\$28.35



8500/8600 Series | SPECIAL OPTIONS

	Add
SS-SECURITY Security Strikes	\$23.35
KxK Knob x Knob Configuration (not available on all functions)	\$41.65
USD LxL Upside Down (cylinder/thumb turn below levers, not available on all functions)	
USD KxK Upside Down (cylinder/thumb turn below knobs, not available on all functions)	
T8500.BACKSET, T8600.BACKSET Empty Lock Body as Template. Supplied with Faceplate, Strike and Dustbox in Stainless Steel. (Specify backset.)	\$185.00
SilentPac Lever Dampening Disc	\$84.60

ALWAYS CONSULT WITH ONE OF OUR SALES ENGINEERS PRIOR TO USING ANY 8500 / 8600 SERIES LOCK WITH ESCUTCHEON PLATES



5000TG Series Thumb Grip Entry Set 9100 Series UL Listed Mortise Lock

COMPLETE SET

HOW TO SPECIFY:

5000TG.BACKSET.INTERIORTRIM.FINISH[CG or CM].HAND.DOORTHICKNESS

EXAMPLE:

5967TG.212.19L.US15.CG.RH.134



Other functions available, please call for assistance.

Furnished as a complete set. No cylinders included.

Cerakote Premium Protective Coating comes standard with all applicable finishes.

Specify CM for Cerakote Matte and CG for Cerakote Gloss.

		FINISH GROUP 1 US4, US4NL, US26D			FINISH GROUP 2 US3, US3NL, US26, US10B, US14, US15, US19			SPECIAL ARCHITECTURAL FINISHES BN, BB, TN, TB, DURO, ESN, US15A, US5, US19LL		
Backset		2-3/2"	2-3/4"	2-1/2"	2-3/4"	2-1/2"	2-3/4"	2-1/2"	2-3/4"	
5924TG	Dormitory	\$835.00			\$835.00			\$835.00		
5948TG	Entrance									
5959TG	Storeroom									
5967TG	Entrance									
5969TG	Entrance									

For 3-3/4": Add \$285.95 to 2-3/4" Price | For 5": Add \$405.15 to 2-3/4" Price | For 6": Add \$522.10 to 2-3/4" Price



5000TG Series Thumb Grip Entry Set 8800 Series Narrow Backset Mortise Lock

COMPLETE SET

HOW TO SPECIFY:

5000TG.BACKSET.INTERIORTRIM.FINISH[CG or CM].HAND.DOORTHICKNESS

EXAMPLE:

5824TG.2.21L.US4.CM.RH.134

		FINISH GROUP 1 US4, US4NL, US26D			FINISH GROUP 2 US3, US3NL, US26, US10B, US14, US15, US19			SPECIAL ARCHITECTURAL FINISHES BN, BB, TN, TB, DURO, ESN, US15A, US5, US19LL		
Backset		1-3/4"	2"	2-1/4"	1-3/4"	2"	2-1/4"	1-3/4"	2"	2-1/4"
5824TG	Dormitory	\$985.00			\$985.00			\$985.00		
5848TG	Entrance									
5849TG	Storeroom									
5859TG	Entrance									

For 3-3/4": Add \$285.95 to 2-3/4" Price | For 5": Add \$405.15 to 2-3/4" Price | For 6": Add \$522.10 to 2-3/4" Price



1700 Series Narrow Backset Mortise Locksets

COMPLETE SET

HOW TO SPECIFY:

FUNCTION. FACEPLATE. BACKSET. TRIM. FINISH. HAND. DOOR THICKNESS

EXAMPLE:

1700. RC. 1. 29L/2R. US3NL. RH. 134

For 1-3/4" door thicknesses

For Faceplate Edge specify: RF for Radius Edge, BF for Beveled Edge (determined by handing), otherwise Flat Faceplate Edge will be supplied.

For BF (Beveled Edge) add \$30.00 net.

For Faceplate Corners specify: RC for Round Corners, otherwise Square Corners will be supplied.

Complete set furnished standard with 29L Lever and 2R Rose. See page 87 for other Accurate lever options.

No cylinders included, please specify separately. Refer to Cylinder section, page 91.

		FINISH GROUP 1T US4, US4NL, US26D	FINISH GROUP 2T US3, US3NL, US26, US10B, US14, US15, US19	SPECIAL ARCHITECTURAL FINISHES BN, BB, TN, TB, DURO, ESN, US15A, US5, US19LL
Backset		1" or 1-1/8"	1" or 1-1/8"	1" or 1-1/8"
1700ADL	Active Dummy Lock	\$456.55	\$462.55	\$474.55
1725	Passage			
1753	Entrance	\$556.55	\$562.55	\$574.55
1756	Entrance	\$456.55	\$462.55	\$474.55
1757	Entrance			
1758	Institution or Asylum			
1759	Storeroom			

Optional Hold Back Feature, \$64.15 Specify function with H (e.g. 1759H)

OTHER ACCURATE TRIM OPTIONS AVAILABLE, UPCHARGE \$40.00, SEE PAGE 90.

DOOR THICKNESSES UP TO 2-1/4", UPCHARGE \$40.00

OTHER DOOR THICKNESSES AVAILABLE, PRICE ON APPLICATION.

FACEPLATE EDGE



FLAT



RADIUS



BEVEL

Flat Faceplate Edge furnished unless otherwise specified. Bevel Faceplate determined by handing.

FACEPLATE CORNERS



SQUARE



ROUNDED

Square Faceplate Corners furnished unless otherwise specified.



1700 Series Narrow Backset Mortise Locks

LOCK ONLY

HOW TO SPECIFY:

FUNCTION. FACEPLATE. BACKSET. TRIM. FINISH. HAND. DOORTHICKNESS

EXAMPLE:

1700. RC. 1. 29L/2R. US3NL. RH. 134

For 1-3/4" door thicknesses
For Faceplate Edge specify: RF for Radius Edge, BF for Beveled Edge (determined by handing), otherwise Flat Faceplate Edge will be supplied.

For BF (Beveled Edge Faceplate) add \$30.00 net.

For Faceplate Corners specify: RC for Round Corners, otherwise Square Corners will be supplied.

Specify trim manufacturer, spindle size or Accurate trim options.

Locks only, no cylinders or trim included.

1-1/8" backset standard, 1" is available for special order.

		FINISH GROUP 1 US4, US4NL, US32D, US26D	FINISH GROUP 2 US3, US3NL, US26, US32, US9, US10, US10B, US14, US15, US19	SPECIAL ARCHITECTURAL FINISHES BN, BB, TN, TB, DURO, ESN, US15A, US5, US19LL
Backset		1-3/8"	1-3/8"	1-3/8"
1700ADL	Active Dummy Lock	\$199.20	\$205.20	\$217.20
1725	Passage	\$203.55	\$209.55	\$221.55
1753	Entrance	\$337.85	\$402.85	\$467.85
1756	Entrance	\$272.85	\$278.85	\$290.85
1757	Entrance			
1758	Institution or Asylum			
1759	Storeroom			

Optional Hold Back Feature, \$60.15 Specify function with H (e.g. 1759H)



1700 Series | Special Strikes

HOW TO SPECIFY:

ELS. FUNCTION. FINISH. LIPTOCENTER

EXAMPLE:

ELS. 1725. US3NL. 112

All 1700 Series Mortise Locks include standard strikes for 1-3/4" thick doors.

For extended strikes, specify as listed above.

Please call for pricing larger than 2" lip to center.

FINISH GROUP 1 US4, US4NL, US32D, US26D	FINISH GROUP 2 US3, US3NL, US26, US32, US9, US10, US10B, US14, US15, US19	SPECIAL ARCHITECTURAL FINISHES BN, BB, TN, TB, DURO, ESN, US15A, US5, US19LL
\$19.65	\$20.75	\$28.35



1700 Series | SPECIAL OPTIONS

	Add
Hold Back Feature	\$64.15
Thicker Doors up to 2-1/4" (other door thicknesses, price on application)	\$40.00
Other Door Thicknesses	Price on Application



9500 Series Interior Mortise Locks

HOW TO SPECIFY:

FUNCTION. BACKSET. TRIM. FINISH. HAND. DOORTHICKNESS

EXAMPLE:

9539. 212. LxL.8mm. US3NL. RH. 134

Specify trim manufacturer, spindle size or Accurate trim options.

Locks only, no trim included.

Look for these colors next to individual products signifying that add-on option is available. For pricing see page 3.		FINISH GROUP 1 US4, US4NL, US32D, US26D			FINISH GROUP 2 US3, US3NL, US26, US32, US9, US10, US10B, US14, US15, US19			SPECIAL ARCHITECTURAL FINISHES BN, BB, TN, TB, DURO, ESN, US15A, US5, US19LL			
		2" *	2-1/2"	2-3/4"	2" *	2-1/2"	2-3/4"	2" *	2-1/2"	2-3/4"	
■ ■	9525	Passage Latch	\$207.55	\$97.50	\$116.60	\$213.55	\$103.50	\$122.60	\$225.55	\$115.50	\$134.60
■ ■	9539	Privacy Lock	\$278.30	\$105.55	\$124.65	\$284.30	\$111.55	\$130.65	\$296.30	\$123.55	\$142.65
■	9500ADLS	Active Dummy Lock as Strike	\$390.05			\$396.05			\$408.05		

* 2" backset available as special order. No through-bolting, trim must be surface mounted.



9800 Series Interior Mortise Locks

HOW TO SPECIFY:

FUNCTION. BACKSET. TRIM. FINISH. HAND. DOORTHICKNESS

EXAMPLE:

9839. 212. LxL.8mm. US3NL. RH. 134

Specify trim manufacturer, spindle size or Accurate trim options.

Locks only, no trim included.

Look for these colors next to individual products signifying that add-on option is available. For pricing see page 3.		FINISH GROUP 1 US4, US4NL, US32D, US26D			FINISH GROUP 2 US3, US3NL, US26, US32, US9, US10, US10B, US14, US15, US19			SPECIAL ARCHITECTURAL FINISHES BN, BB, TN, TB, DURO, ESN, US15A, US5, US19LL			
		2" *	2-1/2"	2-3/4"	2" *	2-1/2"	2-3/4"	2" *	2-1/2"	2-3/4"	
■ ■	9825	Passage Latch	\$207.55	\$121.90	\$141.00	\$213.55	\$127.90	\$147.00	\$225.55	\$142.75	\$159.00
■ ■	9839	Privacy Lock	\$278.30	\$129.90	\$149.00	\$284.30	\$135.90	\$155.00	\$296.30	\$150.70	\$167.00
■	9800ADLS	Active Dummy Lock as Strike	\$390.05			\$396.05			\$402.05		

* 2" backset available as special order. No through-bolting, trim must be surface mounted.

Locks set up for Euro Profile Cylinders, specify 9800PC,
please call for pricing and specs.

**9500/9800 SERIES COMES STANDARD WITH HUB ADJUST FEATURE THAT
KEEPS LEVERS PERFECTLY LEVEL WITH A SIMPLE ADJUSTMENT**



Bit Key Mortise Locks

HOW TO SPECIFY:



FUNCTION. BACKSET. TRIM. FINISH. HAND. DOORTHICKNESS

EXAMPLE:

9524. 212. LxL.8mm. US3NL. RH. 134

Specify trim manufacturer or spindle size.

Locks only, no trim included.

Look for these colors next to individual products signifying that add-on option is available. For pricing see page 3.  SilentPac™ Magnetic Latch  SilentPac™ Lever Dampening Disc		FINISH GROUP 1 US4, US4NL, US32D, US26D					FINISH GROUP 2 US3, US3NL, US26, US32, US9, US10, US10B, US14, US15, US19					SPECIAL ARCHITECTURAL FINISHES BN, BB, TN, TB, DURO, ESN, US15A, US5, US19LL				
Backset		1-1/2"	1-3/4"	2"	2-1/2"	2-3/4"	1-1/2"	1-3/4"	2"	2-1/2"	2-3/4"	1-1/2"	1-3/4"	2"	2-1/2"	2-3/4"
9524	Bit Key Lock (2 1/4" spacing)				\$186.50	\$207.10				\$192.50	\$213.10					
9524LLB	Bit Key Deadlock			\$347.35	\$166.85	\$187.45			\$353.35	\$172.85	\$193.45			\$365.35	\$188.45	\$205.45
9824	Bit Key Lock (2 7/8" spacing)				\$210.40	\$231.00				\$216.40	\$237.00				\$232.00	\$249.00
9500BK	Bit Key Deadlock	\$210.40					\$216.40					\$228.40				

ONE SOLID BRASS, RAW MILL FINISH BIT KEY FURNISHED WITH EACH BIT KEY LOCK. ADDITIONAL KEYS AVAILABLE TO ORDER. SPECIFY AS P/N 09.BK. FINISH. UP TO 3 DIFFERENT KEYS AVAILABLE. PRICE ON APPLICATION.



Interior and Bit Key | Special Strikes

HOW TO SPECIFY:

ELS. FUNCTION. FINISH. HAND. LIPTOCENTER

EXAMPLE:

ELS. 9524. US3NL. RH. 112

All Interior and Bit Key Mortise Locks include standard strikes for 1-3/4" thick doors.

For extended strikes, specify as listed above.

Please call for pricing larger than 2" lip to center.

FINISH GROUP 1 US4, US4NL, US32D, US26D	FINISH GROUP 2 US3, US3NL, US26, US32, US9, US10, US10B, US14, US15, US19	SPECIAL ARCHITECTURAL FINISHES BN, BB, TN, TB, DURO, ESN, US15A, US5, US19LL
\$19.65	\$20.75	\$28.35




Interior and Bit Key Mortise Locks

SPECIAL OPTIONS

	Add
USD KxK Upside Down (thumb turn above knob)	No Additional Charge
USD LxL Upside Down (thumb turn above lever)	
09-BK.BRASS Bit Key, Solid brass, Raw Mill Finish	\$24.35
09-BK.FINISH Bit Key, Choose from US3, US3NL, US26, US10B, US14, US15, US19	\$28.95
09-BK.FINISH Bit Key, Choose from BN, BB, TN, TB, US15A, US5	\$42.65
09-EK.BRASS Emergency Key, Solid Brass, Raw Mill Finish	\$24.35
09-EK.FINISH Emergency Key, Choose from US3, US3NL, US26, US10B, US14, US15, US19	\$28.95
09-EK.FINISH Emergency Key, Choose from BN, BB, TN, TB, US15A, US5	\$42.65
T9500.212, T9800.212 Empty Lock Body as Template. Supplied with Faceplate, Strike and Dustbox in Stainless Steel. (Other backsets available)	\$66.10
SilentPac Lever Dampening Disc	\$84.60
Magnetic Latch	\$105.00



Bit Key Lock Escutcheons

		FINISH GROUP 1 T US4, US4NL, US26D	FINISH GROUP 2T US3, US3NL, US26, US10B, US14, US15, US19	SPECIAL ARCHITECTURAL FINISHES BN, BB, TN, TB, DURO, ESN, US15A, US5, US19LL
Escutcheons				
9T-K		\$26.85	\$31.70	\$44.90
90-K				



6500 Series Screen Door Privacy Locksets

COMPLETE SET

HOW TO SPECIFY:

FUNCTION. BACKSET. TRIM[T, O, or R] / [Y, S, R, or C]. **FINISH. HAND. DOOR THICKNESS**

EXAMPLE:

6539. 2. T/S. US26. RH. 118

Typical sets	Backset	FINISH GROUP 1T US4, US4NL, US26D			FINISH GROUP 2T US3, US3NL, US26, US10B, US14, US15, US19			SPECIAL ARCHITECTURAL FINISHES BN, BB, TN, TB, DURO, ESN, US15A, US5, US19LL		
		1-1/2"	1-3/4"	2"	1-1/2"	1-3/4"	2"	1-1/2"	1-3/4"	2"
6539.BACKSET.T/S. FINISH.HAND.DT	Privacy Set Includes 6539 Privacy Lock 6T/60 Escutcheons Pair of 6S/6Y/6C/6R Trim		\$284.10			\$309.45			\$374.30	
6539.BACKSET.R/S. FINISH.HAND.DT	Privacy Set Includes 6539 Privacy Lock Pair of 6RS Roses Pair of 6S/6Y/6C/6R Trim 6RS-T Thumb Turn		\$310.95			\$341.15			\$415.20	



6500 Series Screen Door Passage Locksets

COMPLETE SET

HOW TO SPECIFY:

FUNCTION. BACKSET. TRIM[T, O, or R] / [Y, S, R, or C]. **FINISH. HAND. DOOR THICKNESS**

EXAMPLE:

[6525 or 6500LB]. 2. O/S. US26. RH. 118

Typical sets	Backset	FINISH GROUP 1T US4, US4NL, US26D			FINISH GROUP 2T US3, US3NL, US26, US10B, US14, US15, US19			SPECIAL ARCHITECTURAL FINISHES BN, BB, TN, TB, DURO, ESN, US15A, US5, US19LL		
		1-1/2"	1-3/4"	2"	1-1/2"	1-3/4"	2"	1-1/2"	1-3/4"	2"
6525.BACKSET.T/Y. FINISH.HAND.DT	Passage Latch Set Includes: 6525 Passage Latch Pair of 6T/60 Escutcheons Pair of 6S/6Y/6C/6R Trim		\$270.40			\$295.80			\$360.60	
6500LB. BACKSET.R/S. FINISH.HAND.DT	Passage Latch Set Includes: 6500LB Passage Latch Pair of 6RS Roses Pair of 6S/6Y/6C/6R Trim		\$245.70			\$271.10			\$335.90	



6500 Series Screen Door Mortise Locks

LOCK ONLY

HOW TO SPECIFY:

FUNCTION. BACKSET. TRIM. FINISH. HAND. DOORTHICKNESS

EXAMPLE:

6525. 2. LxL.8mm. US32. RH. 134

Specify trim manufacturer, spindle size or Accurate trim options.

Locks only, no trim included.

Locks are supplied with strikes for 1-³/₈" thick doors.

		FINISH GROUP 1 US4, US4NL, US32D, US26D			FINISH GROUP 2 US3, US3NL, US26, US32, US9, US10, US10B, US14, US15, US19			SPECIAL ARCHITECTURAL FINISHES BN, BB, TN, TB, DURO, ESN, US15A, US5, US19LL		
Backset		1- ¹ / ₂ "	1- ³ / ₄ "	2"	1- ¹ / ₂ "	1- ³ / ₄ "	2"	1- ¹ / ₂ "	1- ³ / ₄ "	2"
6525	Passage Latch	\$116.20			\$122.20			\$134.20		
6539	Privacy Lock	\$124.70			\$130.20			\$142.20		
6500LB	Latch Bolt Only	\$91.50			\$97.50			\$109.50		
6500DB	Dead Bolt Only									

For 2-¹/₂" and 2-³/₄" Backsets: \$195.00



6500 Series Screen Door | Special Strikes

HOW TO SPECIFY:

ELS. FUNCTION. FINISH. HAND. LIPTOCENTER

EXAMPLE:

ELS. 6525 . US3NL. RH. 112

All 6500 Series Mortise Locks include standard strikes for 1-³/₈" thick doors.

For extended strikes, specify as listed above.

Please call for pricing larger than 2" lip to center.

FINISH GROUP 1 US4, US4NL, US32D, US26D	FINISH GROUP 2 US3, US3NL, US26, US32, US9, US10, US10B, US14, US15, US19	SPECIAL ARCHITECTURAL FINISHES BN, BB, TN, TB, DURO, ESN, US15A, US5, US19LL
\$19.65	\$20.75	\$28.35



Screen and Interior Door Trim

HOW TO SPECIFY:

PRODUCT. FINISH. DOOR THICKNESS




EXAMPLE:

6Y. US4. 118

For use with 6500 Screen Door Lock and Bit Key Locks.

Specify item number and door thickness.

Each item is sold individually.

		FINISH GROUP 1T US4, US4NL, US26D	FINISH GROUP 2T US3, US3NL, US26, US10B, US14, US15, US19	SPECIAL ARCHITECTURAL FINISHES BN, BB, TN, TB, DURO, ESN, US15A, US5, US19LL	
Levers					
6Y		York Lever	\$50.25	\$55.10	\$68.30
6Y-D		Dummy York Lever			
6S		Stamford Lever			
6S-D		Dummy Stamford Lever			
6C		Colonial Knob			
6C-D		Dummy Colonial Knob			
6R		Redondo Knob	\$50.25	\$55.10	\$68.30
6R-D		Dummy Redondo Knob			
Roses					
6RS		Rose	\$26.85	\$31.70	\$44.90
6RS-HD		Dummy Rose (One Side Only)			
6RS-FD		Dummy Rose (Pair)			
6RS-E		Rose with Emergency Access	\$26.85	\$31.70	\$44.90
6RS-T		Rose with T-turn	\$32.55	\$37.35	\$50.60
90-BK		Small Oval Bit Key Escutcheon	\$26.85	\$31.70	\$44.90
9R-BK		Small Round Bit Key Rose			
9T-BK		Small Rectangle Bit Key Rose			



6500 Series Screen Door Trim

HOW TO SPECIFY:







PRODUCT. FINISH. DOOR THICKNESS

EXAMPLE:

6Y. US4. 118

Specify item number and door thickness.

Each item is sold individually.

		FINISH GROUP 1T US4, US4NL, US26D	FINISH GROUP 2T US3, US3NL, US26, US10B, US14, US15, US19	SPECIAL ARCHITECTURAL FINISHES BN, BB, TN, TB, DURO, ESN, US15A, US5, US19LL	
Escutcheons					
6T-0		Traditional Escutcheon	\$26.85	\$31.70	\$44.90
6T-HD		Dummy Traditional Escutcheon (One Side Only)			
6T-FD		Dummy Traditional Escutcheon (Pair)	\$53.70	\$63.40	\$89.80
6T-E		Traditional Escutcheon with Emergency Access	\$26.85	\$31.70	\$44.90
6T-T		Traditional Escutcheon with T-turn	\$32.55	\$37.35	\$50.60
60-0		Oval Escutcheon	\$26.85	\$31.70	\$44.90
60-HD		Dummy Oval Escutcheon (One Side Only)			
60-FD		Dummy Oval Escutcheon (Pair)	\$53.70	\$63.40	\$89.80
60-E		Oval Escutcheon with Emergency Access	\$26.85	\$31.70	\$44.90
60-T		Oval Escutcheon with T-turn	\$32.55	\$37.35	\$50.60



733 Horizontal Mortise Locks

HOW TO SPECIFY:

733. FACEPLATE.TRIM. FINISH. HAND. DOORTHICKNESS

EXAMPLE:

733. FF.KxK.8mm. US4. RH. 134

Locks only, no cylinder or trim included.
For knob trim only, no through-bolting.

Specify Flat Front (FF) or
Beveled Front (BF).

		FINISH GROUP 1 US4, US4NL, US26D, US32D	FINISH GROUP 2 US3, US3NL, US26, US32, US9, US10, US10B, US14, US15, US19	SPECIAL ARCHITECTURAL FINISHES BN, BB, TN, TB, DURO, ESN, US15A, US5, US19LL
733	Horizontal Mortise Lock	\$1,610.15	\$1,616.15	\$1,628.15



1912 Urban Deadbolt

HOW TO SPECIFY:

1912. FINISH. HAND. DOORTHICKNESS

EXAMPLE:

1912. US26D. RH. 134



Rim cylinder not included, reference
Support section for more information.

Supplied with thumb turn style shown,
other options available on special order.

		FINISH GROUP 1 US4, US4NL, US26D, US32D	FINISH GROUP 2 US3, US3NL, US26, US32, US9, US10, US10B, US14, US15, US19	SPECIAL ARCHITECTURAL FINISHES BN, BB, TN, TB, DURO, ESN, US15A, US5
1912	Urban Deadbolt	\$358.65	\$364.65	\$376.65

Rim Cylinder add \$48.45 (not included)



9500 Series Deadlocks

HOW TO SPECIFY:

FUNCTION. BACKSET. FINISH

EXAMPLE:

9503. 212. US26D

UL Listed 3 Hour.

Locks only, no cylinder or trim included.

		FINISH GROUP 1 US4, US4NL, US32D, US26D			FINISH GROUP 2 US3, US3NL, US26, US32, US9, US10, US10B, US14, US15, US19			SPECIAL ARCHITECTURAL FINISHES BN, BB, TN, TB, DURO, ESN, US15A, US5, US19LL		
Backset		2"	2-1/2"	2-3/4"	2"	2-1/2"	2-3/4"	2"	2-1/2"	2-3/4"
9501	Cylinder Outside Only	\$221.80	\$94.25	\$227.80	\$100.25	\$239.80	\$112.25			
9502	Double Cylinder									
9503	Cylinder Outside, T-turn Inside									
9504	Inside T-turn Only									
9505	Emergency Release x T-turn									
9503ST	Classroom Deadlock	\$277.55	\$150.00	\$283.55	\$156.00	\$295.55	\$168.00			

For 3-3/4": Add \$254.20 to 2-3/4" Price | For 5": Add \$348.10 to 2-3/4" Price | For 6": Add \$447.40 to 2-3/4" Price



7200 Series Deadlocks

HOW TO SPECIFY:

FUNCTION. BACKSET. FINISH

EXAMPLE:

7203. 212. US4NL

UL Listed 3 Hour.

Locks only, no cylinder or trim included.

See page 25 for special options.

Look for these colors next to individual products signifying that add-on option is available. For pricing see page 3.		FINISH GROUP 1 US4, US4NL, US32D, US26D		FINISH GROUP 2 US3, US3NL, US26, US32, US9, US10, US10B, US14, US15, US19		SPECIAL ARCHITECTURAL FINISHES BN, BB, TN, TB, DURO, ESN, US15A, US5, US19LL	
Backset		2-1/2"	2-3/4"	2-1/2"	2-3/4"	2-1/2"	2-3/4"
■ 7201	Cylinder Outside Only	\$94.25		\$100.25		\$112.25	
■ 7202	Double Cylinder						
■ 7203	Cylinder Outside, T-turn Inside						
■ 7204	Inside T-turn Only						
■ 7205	Emergency Release x T-turn (with through-bolting holes)						
■ 7203ST	Classroom Deadlock	\$150.00		\$156.00		\$168.00	

For 2", 3-3/4", 5", 6" Backsets: Price on Application.



1600 Series Deadlocks

HOW TO SPECIFY:

FUNCTION. FACEPLATE. BACKSET. TRIM. FINISH

EXAMPLE:

1601. RFRC. 118. 7200P. US32D

Can only be used with thumb turn cylinder (1603, 1604 functions).

Locks only, no cylinder or thumb turn cylinders included, please specify separately (refer to Cylinder section, page 91).

Specify bolt option: standard or hook bolt. If omitted, standard bolt will be supplied.

			FINISH GROUP 1T US4, US4NL, US26D	FINISH GROUP 2T US3, US3NL, US26, US32, US9, US10, US10B, US14, US15, US19	SPECIAL ARCHITECTURAL FINISHES BN, BB, TN, TB, DURO, ESN, US15A, US5, US19LL
Backset			1" or 1-1/8"	1" or 1-1/8"	1" or 1-1/8"
1601	1601SDL	Cylinder Outside Only	\$194.95	\$200.95	\$212.95
1602	1602SDL	Double Cylinder			
1603	1603SDL	Cylinder Outside, T-turn Inside			
1604	1604SDL	Inside T-turn Only			

1-1/2" Backset Available, Call for Assistance.



Other Deadlocks

HOW TO SPECIFY:

FUNCTION. HAND. FINISH

EXAMPLE:

339. LH. US4NL

Locks only, no cylinder or trim included.

See page 25 for special options.

		FINISH GROUP 1 US4, US4NL, US32D, US26D	FINISH GROUP 2 US3, US3NL, US26, US32, US9, US10, US10B, US14, US15, US19	SPECIAL ARCHITECTURAL FINISHES BN, BB, TN, TB, DURO, ESN, US15A, US5, US19LL
336	1" Backset, Cylinder Outside Only	\$607.25	\$617.25	\$637.25
336 ¼	1" Backset, Double Cylinder			
337	1" Backset, Cylinder x T-turn (please specify door handing)	\$667.30	\$677.30	\$697.30
338	1-½" Backset, Cylinder Outside Only	\$607.25	\$617.25	\$637.25
338 ¼	1-½" Backset, Double Cylinder			
339	1-½" Backset, Cylinder x T-turn (specify door handing)	\$667.30	\$677.30	\$697.30



Passage Knob Latches

HOW TO SPECIFY:

FUNCTION. BACKSET. FINISH

EXAMPLE:

1000. 234. US3NL

Locks only, no trim included.

See page 25 for special options.

		FINISH GROUP 1 US4, US4NL, US32D, US26D			FINISH GROUP 2 US3, US3NL, US26, US32, US9, US10, US10B, US14, US15, US19			SPECIAL ARCHITECTURAL FINISHES BN, BB, TN, TB, DURO, ESN, US15A, US5, US19LL		
Backset		2-½"	2-¾"	3"	2-½"	2-¾"	3"	2-½"	2-¾"	3"
1000	Passage Knob Latch		\$623.25			\$633.25			\$653.25	
1003	Passage Knob Latch	\$623.25			\$633.25			\$653.25		
1016	Passage Knob Latch		\$623.25			\$633.25			\$653.25	

Custom Backsets: Price on Application.



7800 Series Dead Latches

HOW TO SPECIFY:

FUNCTION. HAND. FINISH

EXAMPLE:

7802. LH. US32D

Locks only, no cylinder or trim included.

2-3/4" backset only.

		FINISH GROUP 1 US4, US4NL, US32D, US26D	FINISH GROUP 2 US3, US3NL, US26, US32, US9, US10, US10B, US14, US15, US19	SPECIAL ARCHITECTURAL FINISHES BN, BB, TN, TB, DURO, ESN, US15A, US5, US19LL
7802	Cylinder x Handle Hold Back by Stop in Front	\$371.15	\$381.15	\$401.15
7802-3/4	Cylinder x Cylinder Hold Back by Stop in Front			
7804	Cylinder x Handle No Hold Back	\$356.50	\$366.50	\$386.50
7804-3/4	Double Cylinder No Hold Back			
H7804	Cylinder x Handle Hold Back by Key	\$371.15	\$381.15	\$401.15
H7804-3/4	Double Cylinder Hold Back by Key			
H7805-3/4	Double Cylinder x Handle Hold Back by Key			



7800 Series Dead Latches | Handles

		FINISH GROUP 1T US4, US4NL, US26D	FINISH GROUP 2T US3, US3NL, US26, US10B, US14, US15, US19	SPECIAL ARCHITECTURAL FINISHES BN, BB, TN, TB, DURO, ESN, US15A, US5, US19LL
7800	Handle	\$56.50	\$60.50	\$71.50
7800CA	Handle (California Code)	\$74.50	\$78.50	\$89.50

7800 SERIES DEAD LATCHES CAN BE USED WITH OTHER MANUFACTURERS' TRIM. PLEASE CALL FOR ASSISTANCE.



Deadlocks, Knob Latches, Dead Latches SPECIAL OPTIONS

	Add
Dust Boxes for 300 Series Deadlocks, Specify Brass, Stainless Steel or US10B	\$25.00
Dust Boxes for 1000 Series Knob Latches, Specify Brass, Stainless Steel or US10B	
Dust Boxes for 7800 Dead Latches, Specify Brass, Stainless Steel or US10B	
Marine Grade	Price on Application
High Security (for 7200 Deadlocks only)	\$258.45



Traditional Style Rabbeted Kits

HOW TO SPECIFY:

TRAD.FUNCTION.HAND.FINISH.DOORTHICKNESS.1/2. 7/8

EXAMPLE:

TRAD. 9148. LHR. US4NL. 134. 1/2. 7/8

Other rabbet thicknesses and depths available, price on application.

		FINISH GROUP 1T US4, US4NL, US26D	FINISH GROUP 2T US3, US3NL, US26, US10B, US14, US15, US19	SPECIAL ARCHITECTURAL FINISHES BN, BB, TN, TB, DURO, ESN, US15A, US5, US19LL
9100	For 9100 Series Locks	\$399.75	\$405.75	\$417.75
8500	For 8500 Series Locks			
8800	For 8800 Series Locks			
9500IML	For 9500 Interior Mortise Locks	\$216.15	\$222.15	\$234.15
9500	For 9500 Deadlocks			
9800IML	For 9800 Interior Mortise Locks			
Other Locks		Price on Application		



Standard Style Rabbeted Kits

HOW TO SPECIFY:

STDRAB. FUNCTION. HAND. FINISH. DOORTHICKNESS. 1/2. 7/8

EXAMPLE:

STDRAB. 9148. LHR. US4NL. 134. 1/2. 7/8

Other rabbet thicknesses and depths available, price on application.

		FINISH GROUP 1T US4, US4NL, US26D	FINISH GROUP 2T US3, US3NL, US26, US10B, US14, US15, US19	SPECIAL ARCHITECTURAL FINISHES BN, BB, TN, TB, DURO, ESN, US15A, US5, US19LL
9100	For 9100 Series Locks	\$180.05	\$186.05	\$198.05
8500	For 8500 Series Locks			
8800	For 8800 Series Locks			
Other Locks		Price on Application		



T2200 Tubular Lockset

NEW PRODUCT

COMPLETE SET

HOW TO SPECIFY:

FUNCTION. BACKSET. TRIM. FINISH. HAND. DOORTHICKNESS

LEVER:

TL2225. 235. T-19L/T-1R. US4. RH. 138

KNOB:

TK2239. 234. KxK.8mm. US10B. LH. 134

Features variable spring tension and latch projection, field adjustable levers, less than 15 degree rotation for ease of use.

2-3/8" or 2-3/4" backset standard.

Furnished as a complete set with Accurate trim.

For trim options, see page 87.

	FINISH GROUP 1 US4, US4NL, US32D, US26D	FINISH GROUP 2 US3, US3NL, US26, US32, US9, US10, US10B, US14, US15, US19	SPECIAL ARCHITECTURAL FINISHES BN, BB, TN, TB, DURO, ESN, US15A, US5, US19LL
Backset	2-3/8" or 2-3/4"	2-3/8" or 2-3/4"	2-3/8" or 2-3/4"
TL2225 Passage Lever Set	\$403.90	\$439.20	\$540.10
TL2239 Privacy Lever Set			
TL2225 Passage Knob Set			
TL2239 Privacy Knob Set			



T2200 Tubular Latch

NEW PRODUCT

LOCK ONLY

HOW TO SPECIFY:

FUNCTION. BACKSET. TRIM. FINISH. HAND. DOORTHICKNESS

EXAMPLE:

TL2225. 238. LxL.8mm. US4NL. RH. 138

Features variable spring tension and latch projection, field adjustable levers, less than 15 degree rotation for ease of use.


2-3/8" or 2-3/4" backset standard.

Specify trim manufacturer and spindle size.


	FINISH GROUP 1 US4, US4NL, US32D, US26D	FINISH GROUP 2 US3, US3NL, US26, US32, US9, US10, US10B, US14, US15, US19	SPECIAL ARCHITECTURAL FINISHES BN, BB, TN, TB, DURO, ESN, US15A, US5, US19LL
Backset	2-3/8" or 2-3/4"	2-3/8" or 2-3/4"	2-3/8" or 2-3/4"
TL2225 Passage Tubular for Levers	\$56.00	\$62.00	\$74.00
TL2239 Privacy Tubular for Levers			
TK2225 Passage Tubular for Knobs			
TK2239 Privacy Tubular for Knobs			



ELECTRIFIED LOCKS



28	Add-On Options for Electrified Locks
29	M9100E Series Motor Drive Electrified Mortise Locks
30	M9134E/M9167E Series Motor Drive Electrified Mortise Locks with Mechanical Deadbolt
31	M8700E/M8800E Series Motor Drive Electrified Narrow Backset Mortise Locks
31	M8700E-UL/M8800E-UL Listed Motor Drive Electrified Narrow Backset Mortise Locks
32	M1700E Motor Drive Electrified Narrow Backset Mortise Locks
32	Motor Drive Electrified Mortise Locks Special Options
33	SmartEntry™ SM9159E Series Smartphone Mortise Lock
33	SmartEntry™ SM9159E Additional Components
34	SmartEntry™ SL-SM9159E Self-Latching Mortise Lock for Sliding Doors
34	SmartEntry™ SL-SM9159E Additional Components
35	SL-M915XE Self-Latching Motor Drive Electrified Mortise Lock for Sliding Doors
35	Monitoring Functions
36	M9100ELR Electric Latch Retraction Lock
36	M9134ELR Electrified Latch Retraction with Deadbolt Lock
37	M9143ELR Electrified Latch Retraction Accessible Restroom Lock
37	M8800ELR Electrified Latch Retraction Narrow Backset Lock



ADD-ON OPTIONS FOR ELECTRIFIED LOCKS



SilentPac™ Quiet Lock

Cushioned Latch Bolt and Insulated Lock Body Muffle Noise

Available for 9100 Series

Price on Application

Specify Q after lock series number

(E.g. M9159E-Q)



SilentPac™ Lever Dampening Disc

Diminishes Noise by Making Lever Return Smoother

Pair with Quiet Mortise Lock or Magnetic Latch for the Complete Quiet Package

Available for 9100, 8800, 8700 Series

Add \$84.60 to lock cost

Specify SP after lock series number

(E.g. M9158E.SP)



High Security Solutions

300x Stronger than the Grade 1 Requirement

Available for 9100 Series

Add \$258.45 to lock cost

Specify SEC after lock series number

(E.g. M9159E-SEC)



M9100E Series Motor Drive Electrified Mortise Locks

HOW TO SPECIFY:

FUNCTION-MONITOR. BACKSET. TRIM. FINISH. HAND. DOORTHICKNESS

EXAMPLE:

M9158E-AE. 212. LxL.8mm. US3NL. RH. 134

Specify trim manufacturer, spindle size or Accurate trim options.

Locks only, no cylinders or trim included.

Universal output voltage (accepts between 11V-30V Operating Range).

Furnished as **FAIL SECURE**, can easily be changed to **FAIL SAFE** and adapted for design variations.

Look for these colors next to individual products signifying that add-on option is available. For pricing see page 27.		FINISH GROUP 1 US4, US4NL, US32D, US26D		FINISH GROUP 2 US3, US3NL, US26, US32, US9, US10, US10B, US14, US15, US19		SPECIAL ARCHITECTURAL FINISHES BN, BB, TN, TB, DURO, ESN, US15A, US5, US19LL	
SilentPac™ Quiet Lock High Security Solutions SilentPac™ Lever Dampening Disc							
		Backset					
				2-1/2"		2-3/4"	
	M9045E	M9145E	\$901.00	\$881.15	\$907.00	\$887.15	\$919.00
	M9056E	M9156E					\$899.15
	M9058E	M9158E	\$569.55	\$549.45	\$575.55	\$555.45	\$607.75
	M9059E	M9159E					\$587.65

For 3-3/4": Add \$285.95 to 2-3/4" Price | For 5": Add \$405.15 to 2-3/4" Price | For 6": Add \$522.10 to 2-3/4" Price



RMS Rapid Make + Ship Program:
 Ship in 3 days | Specify RMS.M915XE | 2-1/2" or 2-3/4" Backset (no monitor)
 Finish Groups 1 + 2 | Add 20% to set cost | Shipping + Handling are additional | Limit 10 Per Order

Pair with Accurate Trim for a Complete Set: Add \$315.00 for 1-3/4" Doors



Monitoring Functions

		ADD-ON COST PER MONITOR PER UNIT
AE	REX (Authorized Egress)	
AM	Dead Latch Monitoring	
LM	Latch Bolt Monitoring	
LB	Locking Bar Monitoring	
SM	Security Monitoring	\$207.35
SM2	Security Monitoring	
DPS	Door Position Monitoring	
LPF	Lock Out Privacy Monitoring	
		\$262.25

Locks set up for Euro Profile Cylinders, specify M9100EPC, please call for pricing and specs.



M9134E / M9167E Series Motor Drive Electrified Mortise Locks with Mechanical Deadbolt

HOW TO SPECIFY:

FUNCTION-MONITOR. BACKSET. TRIM. FINISH. HAND. DOORTHICKNESS

EXAMPLE:

M9167E-DM. 212. 29L/2R. US10B. RH. 134

Specify trim manufacturer, spindle size or Accurate trim options.

Locks only, no cylinders or trim included.

Universal output voltage (between 11V – 30V)

Furnished as **FAIL SECURE**, can easily be changed to **FAIL SAFE** and adapted for design variations.

DS (Deadbolt Security Monitor) must be specified on M9034E/M9134E. It will come standard on M9067E/M9167E.

AM Dead Latch Monitoring is not available on 2 1/2" backset mortises.

Look for these colors next to individual products signifying that add-on option is available. For pricing see page 27.									
SilentPac™ Quiet Lock High Security Solutions		SilentPac™ Lever Dampening Disc		FINISH GROUP 1 US4, US4NL, US32D, US26D		FINISH GROUP 2 US3, US3NL, US26, US32, US9, US10, US10B, US14, US15, US19		SPECIAL ARCHITECTURAL FINISHES BN, BB, TN, TB, DURO, ESN, US15A, US5, US19LL	
		Backset	2-1/2"	2-3/4"	2-1/2"	2-3/4"	2-1/2"	2-3/4"	
	M9034E	M9134E	\$901.00	\$881.05	\$907.00	\$887.05	\$919.00	\$899.05	
	M9067E	M9167E	\$1,031.95	\$1,012.00	\$1,037.95	\$1,018.00	\$1,049.95	\$1,030.00	

For 3-3/4": Add \$285.95 to 2-3/4" Price | For 5": Add \$405.15 to 2-3/4" Price | For 6": Add \$522.10 to 2-3/4" Price

Pair with Accurate Trim for a Complete Set: Add \$350.85 (Includes GF1106 Half-Moon Thumb Turn) for 1-3/4" Doors



Monitoring Functions

		M9034E / M9134E	M9067E / M9167E	ADD-ON COST PER MONITOR PER UNIT
AE	REX (Authorized Egress)	✓		\$207.35
AM*	Dead Latch Monitoring	✓		
LB	Locking Bar Monitoring	✓	✓	
DM	Deadbolt Monitoring	✓	✓	
DS	Deadbolt Secure (Fail Secure Locks Only)	No upcharge (specify if needed)	Standard (no upcharge)	

***AM DEAD LATCH MONITORING IS NOT AVAILABLE ON 2-1/2" BACKSET**



M8700E/M8800E Series Motor Drive Electrified Narrow Backset Mortise Locks

HOW TO SPECIFY:

FUNCTION-MONITOR. BACKSET.TRIM. FINISH. HAND. DOORTHICKNESS

EXAMPLE:

M8758E-AE. 2. 29L/2R. US26D. RH. 138

Specify trim manufacturer, spindle size or Accurate trim options.

Locks only, no cylinders or trim included.

Universal output voltage (accepts between 11V-30V).

Furnished as **FAIL SECURE**, can easily be changed to **FAIL SAFE** and adapted for design variations.

		FINISH GROUP 1 US4, US4NL, US32D, US26D			FINISH GROUP 2 US3, US3NL, US26, US32, US9, US10B, US14, US15, US19			SPECIAL ARCHITECTURAL FINISHES BN, BB, TN, TB, DURO, ESN, US15A, US5, US19LL		
Backset		1-3/4"	2"	2-1/4"	1-3/4"	2"	2-1/4"	1-3/4"	2"	2-1/4"
M8724E	M8824E	\$901.00			\$907.00			\$919.00		
M8758E	M8858E	\$849.55			\$855.65			\$867.65		
M8759E	M8859E									

AE Monitor Available, Add \$207.35

RMS Rapid Make + Ship Program:
 Ship in 3 days | Specify RMS.M8800E | 1-3/4" or 2" Backset (no monitor)
 Finish Groups 1 + 2 | Add 20% to lock cost | Shipping + Handling are additional | Limit 10 Per Order

M8858E/M8859E: Pair with Accurate Trim for a Complete Set: Add \$315.00 for 1-3/4" Doors
 M8824E: Pair with Accurate Trim for a Complete Set: Add \$350.85 for 1-3/4" Doors



M8700E-UL/M8800E-UL Series Listed Motor Drive Electrified Narrow Backset Mortise Locks

HOW TO SPECIFY:

FUNCTION-MONITOR. BACKSET.TRIM. FINISH. HAND. DOORTHICKNESS

EXAMPLE:

M8758E-UL. 2. 29L/2R. US3NL. RH. 138

Locks only, no cylinders or trim included.

Universal output voltage (between 11V – 30V)

Furnished as **FAIL SECURE**, can easily be changed to **FAIL SAFE** and adapted for design variations.

		FINISH GROUP 1 US4, US4NL, US32D, US26D			FINISH GROUP 2 US3, US3NL, US26, US32, US9, US10B, US14, US15, US19			SPECIAL ARCHITECTURAL FINISHES BN, BB, TN, TB, DURO, ESN, US15A, US5, US19LL		
Backset		1-3/4"	2"	2-1/4"	1-3/4"	2"	2-1/4"	1-3/4"	2"	2-1/4"
M8724E-UL	M8824E-UL	\$1,352.25			\$1,358.25			\$1,370.25		
M8758E-UL	M8858E-UL	\$1,252.25			\$1,258.25			\$1,270.25		
M8759E-UL	M8859E-UL									

AE Monitor Available, Add \$207.35

M8858E-UL/M8859E-UL: Pair with Accurate Trim for a Complete Set: Add \$315.00 for 1-3/4" Doors
 M8824E-UL: Pair with Accurate Trim for a Complete Set: Add \$350.85 for 1-3/4" Doors



M1700E Motor Drive Electrified Narrow Backset Mortise Locks

HOW TO SPECIFY:

FUNCTION. FACEPLATE. BACKSET. TRIM. FINISH. HAND. DOOR THICKNESS

EXAMPLE:

M1759E. RFRC. 118. 29L/2R. US26D. RH. 134

For Faceplate Edge Specify: RF for Radius Edge, BF for Beveled Edge (determined by handing), otherwise Flat Faceplate Edge will be supplied.

For BF (Beveled Edge Faceplate) add \$30.00 net.

For Faceplate Corner Specify: RC for Round Corners, otherwise Square Corners will be supplied.

12-24 AC/DC (11V-30V Operating Range)

			FINISH GROUP 1 US4, US4NL, US32D, US26D	FINISH GROUP 2 US3, US3NL, US26, US32, US9, US10B, US14, US15, US19	SPECIAL ARCHITECTURAL FINISHES BN, BB, TN, TB, DURO, ESN, US15A, US5, US19LL
Backset			1-1/8"	1-1/8"	1-1/8"
M1758E	Institutional or Asylum	Fail Secure	\$1,009.55	\$1,015.55	\$1,027.55
M1759E	Storeroom				

AE Monitor Available, Add \$207.35

**Pair with Accurate Trim for a Complete Set: Add \$315.00 for 1-3/4" Doors
(Compatible with all Levers, 2R/4R Roses, 1E-175 Escutcheon. All Finishes)**



Motor Drive Electrified Mortise Locks SPECIAL OPTIONS

	Add
Molex Connector for Motor Drive Electrified Mortise Locks (Specify MOLEX_ASSA or MOLEX_ALLEGION. For other hinge brands or monitors not included in these connectors please call for assistance)	\$62.55
Long Lead Wires for Motor Drive Electrified Mortise Locks	\$16.00 per foot



SmartEntry™ SM9159E Series Smartphone Mortise Lock

HOW TO SPECIFY:

SM9159E-SEC. BACKSET. TRIM. FINISH. HAND. DOORTHICKNESS

EXAMPLE:

SM9159E-SEC. 212. LxL.8mm. US3. RH. 134

2-1/2" or 2-3/4" backset, larger backsets available special order.

Specify trim manufacturer, spindle size or Accurate trim options.

Locks only, no cylinders or trim included.

	FINISH GROUP 1 US4, US4NL, US32D, US26D	FINISH GROUP 2 US3, US3NL, US26, US32, US9, US10B, US14, US15, US19	SPECIAL ARCHITECTURAL FINISHES BN, BB, TN, TB, DURO, ESN, US15A, US5, US19LL
SM9159E-SEC	\$1,180.00		

Pair with Accurate Trim for a Complete Set: Add \$350.85 (Includes GF1106 Half-Moon Thumb Turn) for 1-3/4" Doors

High Security Mortise Lock (SEC) provided standard (solid, stainless latch bolt). Brass bolts available at an upcharge. Optional Grade 1 Mortise with anti-friction latch bolt (AF) is available.

NET PRICE INCLUDES:

- + CPU logic board
- + Ethernet Bridge (to allow remote operation)
(temporarily on backorder)
- + Battery Pack

NOTE: END USER WILL BE RESPONSIBLE FOR PAYMENT (DIRECTLY TO IT PARTNER):

- + Activation Fee (one-time) \$55
- + Annual licensing fee \$130



SmartEntry™ SM9159E Additional Components

SM-KP	SmartEntry™ Bluetooth® Wireless Key Pad	\$445.00
SM-KH	SmartEntry™ Bluetooth® Wireless Keypad Housing	



SmartEntry™ SL-SM9159E Self-Latching Mortise Lock for Sliding Doors

HOW TO SPECIFY:

SL-SM9159E. BACKSET. TRIM. FINISH. HAND. DOORTHICKNESS

EXAMPLE:

SL-SM9159E. 212. 29L/1R. US4. RH. 134

SL-SM9159E-ADA. 212. 29L. US15. LH. 134

SL-SM9159E-PDL. 212. US15. LH. 134

Specify trim manufacturer, spindle size or Accurate trim options.

Locks only, no cylinders or trim included.

	FINISH GROUP 1 US4, US4NL, US32D, US26D	FINISH GROUP 2 US3, US3NL, US26, US32, US9, US10B, US14, US15, US19	SPECIAL ARCHITECTURAL FINISHES BN, BB, TN, TB, DURO, ESN, US15A, US5, US7, US7NL, US19LL
SL-SM9159E	\$1,180.00		

Pair with Accurate Trim for a Complete Set: Add \$350.85 (Includes Thumb Turn Based on Trim Specified) for 1-3/4" Doors



SmartEntry™ SL-SM9159E Additional Components

SM-KP	SmartEntry™ Bluetooth® Wireless Key Pad	\$445.00
SM-KH	SmartEntry™ Bluetooth® Wireless Keypad Housing	



SL-M915XE Self-Latching Motor Drive Electrified Mortise Lock for Sliding Doors

HOW TO SPECIFY:

SL-M915XE. BACKSET. TRIM. FINISH. HAND. DOORTHICKNESS

EXAMPLE:

SL-M9159E. 212. LxL.8mm. US4. RH. 134

Specify trim manufacturer, spindle size or Accurate trim options.

Locks only, no cylinders or trim included.

Universal output voltage (accepts between 11V – 30V).

Furnished as FAIL SECURE.

		FINISH GROUP 1 US4, US4NL, US32D, US26D		FINISH GROUP 2 US3, US3NL, US26, US32, US9, US10B, US14, US15, US19		SPECIAL ARCHITECTURAL FINISHES BN, BB, TN, TB, DURO, ESN, US15A, US5, US19LL	
Backset		2-1/2"	2-3/4"	2-1/2"	2-3/4"	2-1/2"	2-3/4"
SL-M9058E	SL-M9158E	\$1,035.00					
SL-M9059E	SL-M9159E						

Other Backsets Available, Price on Application.

Pair with Accurate Trim for a Complete Set: Add \$315.00 for 1-3/4" Doors



Monitoring Functions

		ADD-ON COST PER MONITOR PER UNIT
AE	REX (Authorized Egress)	\$207.35
LPF	Lock Out Privacy Monitoring	\$267.25



M9100ELR Series Motor Drive Electrified Latch Retraction Lock

HOW TO SPECIFY:

FUNCTION-MONITOR. BACKSET. TRIM. FINISH. HAND. DOORTHICKNESS

EXAMPLE:

M9159ELR-AE. 212. LxL.8mm. US26D. RH. 134

Locks only, no cylinders or trim included.

Specify trim manufacturer/spindle size.

Filtered and regulated power supply.

Voltage: 24VDC (21VDC - 30VDC)

			FINISH GROUP 1 US4, US4NL, US32D, US26D		FINISH GROUP 2 US3, US3NL, US26, US32, US9, US10B, US14, US15, US19				SPECIAL ARCHITECTURAL FINISHES BN, BB, TN, TB, DURO, ESN, US15A, US5, US19LL			
Backset			2-1/2"	2-3/4"	2-1/2"	2-3/4"	2-1/2"	2-3/4"	2-1/2"	2-3/4"	2-1/2"	2-3/4"
M9125ELR	M9125ELR	Passage	\$1,060.00									
M9158ELR	M9158ELR	Institutional										
M9159ELR	M9159ELR	Storeroom										

For 3-3/4": Add \$285.95 to 2-3/4" Price | For 5": Add \$405.15 to 2-3/4" Price | For 6": Add \$522.10 to 2-3/4" Price

AE Monitor Available, Add \$207.35

Pair with Accurate Trim for a Complete Set: Add \$315.00 for 1-3/4" Doors



M9134ELR Motor Drive Electrified Latch Retraction with Deadbolt Lock

HOW TO SPECIFY:

FUNCTION-MONITOR. BACKSET. TRIM. FINISH. HAND. DOOR TYPE

EXAMPLE:

M9134ELR-AE. 212. LxL.8mm. US26D. RH. 134.METAL

Locks only, no cylinders or trim included.

Specify trim manufacturer/spindle size.

Filtered and regulated power supply.

Voltage: 24VDC (21VDC - 30VDC)

			FINISH GROUP 1 US4, US4NL, US32D, US26D				FINISH GROUP 2 US3, US3NL, US26, US32, US9, US10B, US14, US15, US19				SPECIAL ARCHITECTURAL FINISHES BN, BB, TN, TB, DURO, ESN, US15A, US5, US19LL			
Backset			1-1/2"	1-3/4"	2"	2-1/4"	1-1/2"	1-3/4"	2"	2-1/4"	1-1/2"	1-3/4"	2"	2-1/4"
M9034ELR	M9134ELR	Fail Secure	\$1,260.00											

AE +DM Monitor Available, Add \$207.35

Pair with Accurate Trim for a Complete Set: Add \$350.85 (Includes GF1106 Half-Moon Thumb Turn) for 1-3/4" Doors



M9143ELR Motor Drive Electrified Latch Retraction Accessible Restroom Lock

HOW TO SPECIFY:

FUNCTION. BACKSET. TRIM. FINISH. HAND. DOORTHICKNESS. DOOR TYPE

EXAMPLE:

9143ELR. 234. LxL.8mm. US26D. RH. 134.METAL

Locks only, no cylinders or trim included.

Specify trim manufacturer/spindle size.

Filtered and regulated power supply.

Voltage: 24VDC (21VDC - 30VDC)

			FINISH GROUP 1 US4, US4NL, US32D, US26D				FINISH GROUP 2 US3, US3NL, US26, US32, US9, US10B, US14, US15, US19				SPECIAL ARCHITECTURAL FINISHES BN, BB, TN, TB, DURO, ESN, US15A, US5, US19LL			
Backset			1-1/2"	1-3/4"	2"	2-1/4"	1-1/2"	1-3/4"	2"	2-1/4"	1-1/2"	1-3/4"	2"	2-1/4"
M9043ELR	M9143ELR	Restroom	\$1,260.00											

AE Monitor Available, Add \$207.35

Pair with Accurate Trim for a Complete Set: Add \$460.00 (Includes 7200ADA Thumb Turn and 9143Ci) for 1-3/4" Doors



M8800ELR Motor Drive Electrified Latch Retraction Narrow Backset Lock

HOW TO SPECIFY:

FUNCTION. BACKSET. TRIM. FINISH. HAND. DOORTHICKNESS

EXAMPLE:

M8859ELR. 214. LxL.8mm. US26. RH. 134

Lock only, no cylinder or trim included.

Specify trim manufacturer/spindle size.

24VDC FAIL SECURE Operation, requires a high amperage power supply up to 12Amps.

Wood Door Kit available, price on application.


			FINISH GROUP 1 US4, US4NL, US32D, US26D				FINISH GROUP 2 US3, US3NL, US26, US32, US9, US10B, US14, US15, US19				SPECIAL ARCHITECTURAL FINISHES BN, BB, TN, TB, DURO, ESN, US15A, US5, US19LL			
Backset			1-1/2"	1-3/4"	2"	2-1/4"	1-1/2"	1-3/4"	2"	2-1/4"	1-1/2"	1-3/4"	2"	2-1/4"
M8725ELR	M8825ELR	Passage	1,265.00											
M8758ELR	M8858ELR	Institutional												
M8759ELR	M8859ELR	Storeroom												

AE Monitor Available, Add \$207.35


Pair with Accurate Trim for a Complete Set: Add \$315.00 for 1-3/4" Doors



**SLIDING, POCKET
+ BARN DOORS**



38	Add-On Options for Sliding + Pocket Doors
39-40	Pocket Door Hardware Sets S, N, A or O Flush Pulls Exposed Fasteners
41-42	Pocket Door Hardware Sets CS, CN, CA or CO Flush Pulls Concealed Fasteners
43-44	Pocket Door Hardware Sets IS, IN, IA or IO Flush Pulls Invisi-Mount Fasteners
45	Pocket Door Hardware Sets Special Options
46	VT Vantage Collection Pocket Door Privacy Sets Exposed Fasteners
46	VTC Vantage Collection Pocket Door Privacy Sets Concealed Fasteners
47	VT Vantage Collection Pocket Door Passage Sets Exposed Fasteners
47	VTC Vantage Collection Pocket Door Passage Sets Concealed Fasteners
48	Pocket Door Edge Pulls
48	Sliding Door Locks
49	Pocket Door Locks
49	Sliding and Pocket Door Special Options
50	2002 Flush Pulls Exposed Fasteners
51	2002 Flush Pulls Concealed Fasteners
52	I2002 Flush Pulls Invisi-Mount
53	Flush Trim FE2348 and FC2348 Series
54	Flush Trim 24R Series
55	Flush Trim 24S Series
56	Sliding and Pocket Door Tubular Privacy Sets
57	Pocket Door Tubular Passage Sets
57	161 Pocket Door Locks
58	R161 Flush Trim Tubular Locks
59	S161 Flush Trim Tubular Locks
60	2001ADAP Sliding Door Hardware Sets
61	9100ADAL Sliding Door Hardware Sets
62	SL9100ADA Self-Latching Sliding Door Hardware Sets
63	SL9100PDL Self-Latching Pocket Door Hardware Sets
64	9100BDL Barn Door Hardware Sets ADA Trim
65	9100BDL Barn Door Hardware Sets 2002 Flush Pull Trim Exposed Fasteners
66	9100BDL Barn Door Hardware Sets 2002 Flush Pull Trim Concealed Fasteners
67	9100BDL Barn Door Hardware Sets Combination Trim ADA Pull + Flush Pull Exposed Fasteners
68	9100BDL Barn Door Hardware Sets Combination Trim ADA Pull + Flush Pull Concealed Fasteners
69	9500VR Vertical Rod Locksets ADA Trim
70	9500VR Vertical Rod Locksets Flush Pull Trim 24R or 2002 Flush Pulls Exposed Fasteners
71	9500VR Vertical Rod Locksets Flush Pull Trim 24S or 2002 Flush Pulls Concealed Fasteners
72	ADA Sliding and Pocket Door Locks
73	SL-1700SDL Narrow Backset Self-Latching Mortise Lock for Sliding Doors



ADD-ON OPTIONS FOR SLIDING AND POCKET DOORS



SilentPac™ Quiet Pocket Door Pull

Features a slow-release of the edge pull resulting in a quieter solution for space-saving pocket doors.

Available for 2002CPDL, 2000, 2002CPDP,
2002CPDS Series

Add \$33.60 to lock cost

Waived when ordered as a complete set

Available for 2011PDP-Q

Add \$90.80 to lock cost

Specify as:

2002Q Pocket Door Lock with Integrated Edge Pull

2002CPDS-Q Pocket Door Strike with Integrated
Edge Pull

2002CPDP-Q Pocket Door Edge Pull

2000Q Pocket Door Edge Pull

2011PDP-Q Pocket Door Edge Pull with Large Bale



2011PDP-Q

Pocket Door Edge Pull
with Large Bale

2002Q

Privacy Pocket Door Lock
with Integrated Edge Pull

2002CPDS-Q

Pocket Door Strike with
Integrated Edge Pull

2002CPDP-Q

Pocket Door
Edge Pull

2000Q

Pocket Door
Edge Pull



Pocket Door Hardware Sets

S, N, A or O Flush Pulls | Exposed Fasteners

COMPLETE SET

HOW TO SPECIFY (**SINGLE DOORS**):

[S, N, A, O Flush Pulls]. **FUNCTION.** BACKSET. **FINISH.** DOORTHICKNESS. **SD**

EXAMPLE:

S. 2002CPDL-5. 2. US14. 134. SD

Prices as shown when supplied with 2", 2-1/2", or 2-3/4" backset locks.

For use on 1-3/4" thick doors.

Cylinders not included, reference Support section for more information.

See page 45 for special options.



2002CPDL



'S' STYLE FLUSH PULL



'N' STYLE FLUSH PULL



'A' STYLE FLUSH PULL



'O' STYLE FLUSH PULL

Look for these colors next to individual products signifying that add-on option is available. For pricing see page 42.		FINISH GROUP 1T US4, US4NL, US26D			FINISH GROUP 2T US3, US3NL, US26, US10B, US14, US15, US19			SPECIAL ARCHITECTURAL FINISHES BN, BB, TN, TB, DURO, ESN, US15A, US5, US19LL		
Typical Sets for Single Doors	Backset	Backset			Backset			Backset		
		2"	2 1/2"	2 3/4"	2"	2 1/2"	2 3/4"	2"	2 1/2"	2 3/4"
■ 2002CPDL-1	By Key Outside Only for SINGLE DOORS Includes: 2002CPDL Lock with Integrated Edge Pull, Flush Trim: Cylinder Cutout x Blank, 2002C Cylinder Collar	\$400.35	\$344.10	\$415.30	\$359.05	\$460.95	\$404.70			
■ 2002CPDL-2	By Key Outside and Inside for SINGLE DOORS Includes: 2002CPDL Lock with Integrated Edge Pull, Flush Trim: Cylinder Cutout x Cylinder Cutout, 2002C Cylinder Collar									
■ 2002CPDL-3	By Key Outside x T-turn inside for SINGLE DOORS Includes: 2002CPDL Lock with Integrated Edge Pull, Flush Trim: Cylinder Cutout x T-turn, 2002C Cylinder Collar	\$418.30	\$362.05	\$433.25	\$377.00	\$478.95	\$422.70			
■ 2002CPDL-3i	By Key Outside x T-turn inside for SINGLE DOORS Includes: 2002CPDL Lock with Integrated Edge Pull, Flush Trim: Cylinder Cutout with Indicator x T-turn, 2002C Cylinder Collar	\$462.45	\$406.20	\$477.55	\$421.30	\$523.25	\$467.00			
■ 2002CPDL-4	By T-turn Inside Only for SINGLE DOORS Includes: 2002CPDL Lock with Integrated Edge Pull, Flush Trim: Blank x T-turn	\$418.30	\$362.05	\$433.25	\$377.00	\$478.95	\$422.70			
■ 2002CPDL-5	Privacy (T-turn x ER) for SINGLE DOORS Includes: 2002CPDL Lock with Integrated Edge Pull, Flush Trim: Emergency Coin Release x T-turn	\$432.75	\$376.50	\$447.70	\$391.45	\$493.40	\$437.15			
■ 2002CPDL-5i	Privacy (T-turn x ERI) for SINGLE DOORS Includes: 2002CPDL Lock with Integrated Edge Pull, Flush Trim: Emergency Coin Release with Indicator x T-turn	\$462.45	\$406.20	\$477.55	\$421.30	\$523.25	\$467.00			



Pocket Door Hardware Sets

S, N, A or O Flush Pulls | Exposed Fasteners

COMPLETE SET

HOW TO SPECIFY (PAIR OF DOORS):

[S, N, A, O Flush Pulls]. FUNCTION. BACKSET. FINISH. DOORTHICKNESS. PD

EXAMPLE:

S. 2002CPDL-5. 2. US14. 134. PD

Prices as shown when supplied with 2", 2-1/2", or 2-3/4" backset locks.

For use on 1-3/4" thick doors.

Cylinders not included, reference Support section for more information.

See page 45 for special options.



2002CPDL
2002CPDS



'S' STYLE
FLUSH PULL



'N' STYLE
FLUSH PULL



'A' STYLE
FLUSH PULL



'O' STYLE
FLUSH PULL

Typical Sets for Pair of Doors		Backset	FINISH GROUP 1T US4, US4NL, US26D			FINISH GROUP 2T US3, US3NL, US26, US10B, US14, US15, US19			SPECIAL ARCHITECTURAL FINISHES BN, BB, TN, TB, DURO, ESN, US15A, US5, US19LL		
			2"	2 1/2"	2 3/4"	2"	2 1/2"	2 3/4"	2"	2 1/2"	2 3/4"
■ 2002CPDL-3	By Key Outside x T-turn Inside for PAIR OF DOORS Includes: 2002CPDL Lock with Integrated Edge Pull, Flush Trim: Cylinder Cutout x T-turn, 2002C Cylinder Collar, 2002CPDS (or 2002CPDS-SD for 2" BS sets), Pair of Blank Flush Pulls		\$802.75	\$677.75	\$832.65	\$707.60	\$924.05	\$799.00			
■ 2002CPDL-5	Privacy (T-turn x ER) for PAIR OF DOORS Includes: 2002CPDL Lock with Integrated Edge Pull, Flush Trim: Emergency Coin Release x T-turn, 2002CPDS (or 2002CPDS-SD for 2" BS sets), Pair of Blank Flush Pulls		\$817.20	\$692.20	\$847.10	\$722.05	\$938.50	\$813.45			
■ 2002CPDL-5i	Privacy (T-turn x ERi) for PAIR OF DOORS Includes: 2002CPDL Lock with Integrated Edge Pull, Flush Trim: Emergency Coin Release with Indicator x T-turn, 2002CPDS (or 2002CPDS-SD for 2" BS sets), Pair of Blank Flush Pulls		\$846.90	\$721.90	\$876.90	\$751.90	\$968.30	\$843.30			

Look for these colors next to individual products signifying that add-on option is available.
For pricing see page 42.





Pocket Door Hardware Sets CS, CN, CA or CO Flush Pulls | Concealed Fasteners

COMPLETE SET

HOW TO SPECIFY (**SINGLE DOORS**):

[**CS, CN, CA, CO** Flush Pulls]. **FUNCTION**. **BACKSET**. **FINISH**. **DOORTHICKNESS**. **SD**

EXAMPLE:

CS. 2002CPDL-5. 2. US14. 134. SD

Prices as shown when supplied with 2", 2-1/2", or 2-3/4" backset locks.

For use on 1-3/4" thick doors.

Cylinders not included, reference Support section for more information.

See page 45 for special options.



2002CPDL



**'CS' STYLE
FLUSH PULL**



**'CN' STYLE
FLUSH PULL**



**'CA' STYLE
FLUSH PULL**



**'CO' STYLE
FLUSH PULL**

Look for these colors next to individual products signifying that add-on option is available. For pricing see page 42.		FINISH GROUP 1T US4, US4NL, US26D			FINISH GROUP 2T US3, US3NL, US26, US10B, US14, US15, US19			SPECIAL ARCHITECTURAL FINISHES BN, BB, TN, TB, DURO, ESN, US15A, US5, US19LL		
Typical Sets for Single Doors	Backset	Backset			Backset			Backset		
		2"	2 1/2"	2 3/4"	2"	2 1/2"	2 3/4"	2"	2 1/2"	2 3/4"
■ 2002CPDL-1	By Key Outside Only for SINGLE DOORS Includes: 2002CPDL Lock with Integrated Edge Pull, Flush Trim: Cylinder Cutout x Blank, 2002C Cylinder Collar	\$434.05	\$377.80	\$448.95	\$392.70	\$494.85	\$438.60			
■ 2002CPDL-2	By Key Outside and Inside for SINGLE DOORS Includes: 2002CPDL Lock with Integrated Edge Pull, Flush Trim: Cylinder Cutout x Cylinder Cutout, 2002C Cylinder Collar									
■ 2002CPDL-3	By Key Outside x T-turn inside for SINGLE DOORS Includes: 2002CPDL Lock with Integrated Edge Pull, Flush Trim: Cylinder Cutout x T-turn, 2002C Cylinder Collar	\$452.05	\$395.80	\$466.95	\$410.70	\$512.85	\$456.60			
■ 2002CPDL-3i	By Key Outside x T-turn inside for SINGLE DOORS Includes: 2002CPDL Lock with Integrated Edge Pull, Flush Trim: Cylinder Cutout with Indicator x T-turn, 2002C Cylinder Collar	\$496.35	\$440.10	\$511.25	\$455.00	\$557.05	\$500.80			
■ 2002CPDL-4	By T-turn Inside Only for SINGLE DOORS Includes: 2002CPDL Lock with Integrated Edge Pull, Flush Trim: Blank x T-turn	\$452.05	\$395.80	\$466.95	\$410.70	\$512.85	\$456.60			
■ 2002CPDL-5	Privacy (T-turn x ER) for SINGLE DOORS Includes: 2002CPDL Lock with Integrated Edge Pull, Flush Trim: Emergency Coin Release x T-turn	\$466.50	\$410.25	\$481.40	\$425.15	\$527.20	\$470.95			
■ 2002CPDL-5i	Privacy (T-turn x ERI) for SINGLE DOORS Includes: 2002CPDL Lock with Integrated Edge Pull, Flush Trim: Emergency Coin Release with Indicator x T-turn	\$496.35	\$440.10	\$511.25	\$455.00	\$557.05	\$500.80			



Pocket Door Hardware Sets CS, CN, CA or CO Flush Pulls | Concealed Fasteners

COMPLETE SET

HOW TO SPECIFY (PAIR OF DOORS):

[CS, CN, CA, CO Flush Pulls]. FUNCTION. BACKSET. FINISH. DOORTHICKNESS. PD

EXAMPLE:

CS. 2002CPDL-5. 2. US14. 134. PD

Prices as shown when supplied with 2", 2-1/2", or 2-3/4" backset locks.

For use on 1-3/4" thick doors.

Cylinders not included, reference Support section for more information.

See page 45 for special options.



2002CPDL
2002CPDS



'CS' STYLE
FLUSH PULL



'CN' STYLE
FLUSH PULL



'CA' STYLE
FLUSH PULL



'CO' STYLE
FLUSH PULL

Look for these colors next to individual products signifying that add-on option is available.
For pricing see page 42.



FINISH GROUP 1T
US4, US4NL, US26D

FINISH GROUP 2T
US3, US3NL, US26, US10B,
US14, US15, US19

SPECIAL ARCHITECTURAL FINISHES
BN, BB, TN, TB, DURO, ESN,
US15A, US5, US19LL

Typical Sets for Pair of Doors	Backset	FINISH GROUP 1T			FINISH GROUP 2T			SPECIAL ARCHITECTURAL FINISHES		
		2"	2 1/2"	2 3/4"	2"	2 1/2"	2 3/4"	2"	2 1/2"	2 3/4"
■ 2002CPDL-3	By Key Outside x T-turn Inside for PAIR OF DOORS Includes: 2002CPDL Lock with Integrated Edge Pull, Flush Trim: Cylinder Cutout x T-turn, 2002C Cylinder Collar, 2002CPDS (or 2002CPDS-SD for 2" BS sets), Pair of Blank Flush Pulls	\$870.20	\$745.20	\$900.00	\$775.00	\$991.80	\$866.80			
■ 2002CPDL-5	Privacy (T-turn x ER) for PAIR OF DOORS Includes: 2002CPDL Lock with Integrated Edge Pull, Flush Trim: Emergency Coin Release x T-turn, 2002CPDS (or 2002CPDS-SD for 2" BS sets), Pair of Blank Flush Pulls	\$884.65	\$759.65	\$914.45	\$789.45	\$1,006.15	\$881.15			
■ 2002CPDL-5i	Privacy (T-turn x ERi) for PAIR OF DOORS Includes: 2002CPDL Lock with Integrated Edge Pull, Flush Trim: Emergency Coin Release with Indicator x T-turn, 2002CPDS (or 2002CPDS-SD for 2" BS sets), Pair of Blank Flush Pulls	\$914.50	\$789.50	\$944.30	\$819.30	\$1,036.00	\$911.00			



Pocket Door Hardware Sets

IS, IN, IA or IO Flush Pulls | Invisi-Mount Fasteners

COMPLETE SET

HOW TO SPECIFY (**SINGLE DOORS**):

[IS, IN, IA, IO Flush Pulls]. **FUNCTION**. **BACKSET**. **FINISH**. **DOORTHICKNESS**. **SD**

EXAMPLE:

IS. 2002CPDL-3. 2. US26. 134. SD

Prices as shown when supplied with 2", 2-1/2", or 2-3/4" backset locks.

For use on 1-3/4" thick doors.

Cylinders not included, reference Support section for more information.

See page 45 for special options.



2002CPDL



'IS' STYLE FLUSH PULL



'IN' STYLE FLUSH PULL



'IA' STYLE FLUSH PULL



'IO' STYLE FLUSH PULL

Typical Sets for Single Doors		Backset	FINISH GROUP 1T US4, US4NL, US26D			FINISH GROUP 2T US3, US3NL, US26, US10B, US14, US15, US19			SPECIAL ARCHITECTURAL FINISHES BN, BB, TN, TB, DURO, ESN, US15A, US5, US19LL		
			2"	2 1/2"	2 3/4"	2"	2 1/2"	2 3/4"	2"	2 1/2"	2 3/4"
■ 2002CPDL-1	By Key Outside Only for SINGLE DOORS Includes: 2002CPDL Lock with Integrated Edge Pull, Flush Trim: Cylinder Cutout x Blank, 2002C Cylinder Collar										
■ 2002CPDL-2	By Key Outside and Inside for SINGLE DOORS Includes: 2002CPDL Lock with Integrated Edge Pull, Flush Trim: Cylinder Cutout x Cylinder Cutout, 2002C Cylinder Collar	\$494.05	\$437.80	\$508.95	\$452.70	\$554.85	\$498.60				
■ 2002CPDL-3	By Key Outside x T-turn Inside for SINGLE DOORS Includes: 2002CPDL Lock with Integrated Edge Pull, Flush Trim: Cylinder Cutout x T-turn, 2002C Cylinder Collar	\$512.05	\$455.80	\$526.95	\$470.70	\$572.85	\$516.60				
■ 2002CPDL-3i	By Key Outside x T-turn Inside for SINGLE DOORS Includes: 2002CPDL Lock with Integrated Edge Pull, Flush Trim: Cylinder Cutout with Indicator x T-turn, 2002C Cylinder Collar	\$556.35	\$500.10	\$571.25	\$515.00	\$617.05	\$560.80				
■ 2002CPDL-4	By T-turn Inside Only for SINGLE DOORS Includes: 2002CPDL Lock with Integrated Edge Pull, Flush Trim: Blank x T-turn	\$512.05	\$455.80	\$526.95	\$470.70	\$572.85	\$516.60				
■ 2002CPDL-5	Privacy T-turn x ER) for SINGLE DOORS Includes: 2002CPDL Lock with Integrated Edge Pull, Flush Trim: Emergency Coin Release x T-turn	\$526.50	\$470.25	\$541.40	\$485.15	\$587.20	\$530.95				
■ 2002CPDL-5i	Privacy (T-turn x ERi) for SINGLE DOORS Includes: 2002CPDL Lock with Integrated Edge Pull, Flush Trim: Emergency Coin Release with Indicator x T-turn	\$556.35	\$500.10	\$571.25	\$515.00	\$617.05	\$560.80				



Pocket Door Hardware Sets IS, IN, IA or IO Flush Pulls | Invisi-Mount Fasteners

COMPLETE SET

HOW TO SPECIFY (PAIR OF DOORS):

[IS, IN, IA, IO Flush Pulls]. FUNCTION. BACKSET. FINISH. DOORTHICKNESS. PD

EXAMPLE:

IS. 2002CPDL-3. 2. US26. 134. PD

Prices as shown when supplied with 2", 2-1/2", or 2-3/4" backset locks.

For use on 1-3/4" thick doors.

Cylinders not included, reference Support section for more information.

See page 45 for special options.



2002CPDL
2002CPDS



'IS' STYLE
FLUSH PULL



'IN' STYLE
FLUSH PULL



'IA' STYLE
FLUSH PULL



'IO' STYLE
FLUSH PULL

Look for these colors next to individual products signifying that add-on option is available. For pricing see page 42.		FINISH GROUP 1T US4, US4NL, US26D			FINISH GROUP 2T US3, US3NL, US26, US10B, US14, US15, US19			SPECIAL ARCHITECTURAL FINISHES BN, BB, TN, TB, DURO, ESN, US15A, US5, US19LL		
Typical Sets for Pair of Doors	Backset	2"	2 1/2"	2 3/4"	2"	2 1/2"	2 3/4"	2"	2 1/2"	2 3/4"
2002CPDL-3	By Key Outside x T-turn Inside for PAIR OF DOORS Includes: 2002CPDL Lock with Integrated Edge Pull, Flush Trim: Cylinder Cutout x T-turn, 2002C Cylinder Collar, 2002CPDS (or 2002CPDS-SD for 2" BS sets), Pair of Blank Flush Pulls	\$990.20	\$865.20	\$1,020.00	\$895.00	\$1,111.80	\$986.80			
2002CPDL-5	Privacy (T-turn x ER) for PAIR OF DOORS Includes: 2002CPDL Lock with Integrated Edge Pull, Flush Trim: Emergency Coin Release x T-turn, 2002CPDS (or 2002CPDS-SD for 2" BS sets), Pair of Blank Flush Pulls	\$1,004.65	\$879.65	\$1,034.45	\$909.45	\$1,126.15	\$1,001.15			
2002CPDL-5i	Privacy (T-turn x ERi) for PAIR OF DOORS Includes: 2002CPDL Lock with Integrated Edge Pull, Flush Trim: Emergency Coin Release with Indicator x T-turn, 2002CPDS (or 2002CPDS-SD for 2" BS sets), Pair of Blank Flush Pulls	\$1,034.50	\$909.50	\$1,064.30	\$939.30	\$1,156.00	\$1,119.40			



Pocket Door Hardware Sets | SPECIAL OPTIONS

	Add
138DT - 1 3/8" Thick Doors (SD Single Door Openings)	\$23.90
138DT - 1 3/8" Thick Doors (PD Openings with Pair of Doors)	\$47.80
XXXDT - Doors Thicker than 1-3/4" (please specify), for SD or PD Sets Ending in -3, -3i, -4	\$11.95
XXXDT - Doors Thicker than 1-3/4" (please specify), for SD or PD Sets Ending in -5, -5i	\$23.90
US10B or US19 Patinated Bolts/Buttons/Bales (add per opening)	\$25.70
Marine Grade Locks (add per door)	\$983.90
Polished Bolts/Buttons/Bales	Price on Application
Custom Through-bolting Options	
Polished Back Plates (SD Single Door Openings)	\$50.00
Polished Back Plates (PD Openings with Pair of Doors)	\$100.00
SilentPac Quiet Pocket Door Pull (2002Q, 2002CPDS-Q, 2002CPDP-Q, 2000Q)	\$33.60
SilentPac Quiet Pocket Door Pull (2011PDP-Q)	\$90.80

ADD \$240.00 PER OPENING FOR THE FOLLOWING FINISHES:

- US32 POLISHED STAINLESS STEEL**
- US32D SATIN STAINLESS STEEL**
- US9 POLISHED BRONZE**
- US10 SATIN BRONZE**



VT Vantage Collection Pocket Door Privacy Sets | Exposed Fasteners

COMPLETE SET

HOW TO SPECIFY:

VT. FUNCTION. BACKSET. FINISH. DOORTHICKNESS

EXAMPLE:

VT. 2002Q-5. 212. US15. 134



For 1-3/8" up to 2-1/4" thick doors.

Includes: Pair of VT Flush Pulls with 2002Q.

Look for these colors next to individual products signifying that add-on option is available. For pricing see page 42.	FINISH GROUP 1T US4, US4NL, US26D	FINISH GROUP 2T US3, US3NL, US26, US10B, US14, US15, US19	SPECIAL ARCHITECTURAL FINISHES BN, BB, TN, TB, DURO, ESN, US15A, US5, US19LL
SilentPac™ Quiet Pocket Door Pull			
■ VT.2002Q-5.212 (3-5/8" overall mortise depth, comes with a 2-3/4" backset lock)	\$425.25	\$440.15	\$485.95
■ VT.2002Q-5.234 (3-3/8" overall mortise depth, comes with a 2-1/2" backset lock)			

VT Flush Pulls and Other Backsets Available Separately, Price on Application.



VTC Vantage Collection Pocket Door Privacy Sets | Concealed Screws

COMPLETE SET

HOW TO SPECIFY:

VTC. FUNCTION. BACKSET. FINISH. DOORTHICKNESS

EXAMPLE:

VTC. 2002Q-5. 212. US15. 134



For 1-3/8" up to 2-1/4" thick doors.

Includes: Pair of VTC Flush Pulls with 2002Q.

Look for these colors next to individual products signifying that add-on option is available. For pricing see page 42.	FINISH GROUP 1T US4, US4NL, US26D	FINISH GROUP 2T US3, US3NL, US26, US10B, US14, US15, US19	SPECIAL ARCHITECTURAL FINISHES BN, BB, TN, TB, DURO, ESN, US15A, US5, US19LL
SilentPac™ Quiet Pocket Door Pull			
■ VTC.2002Q-5.212 (3-5/8" overall mortise depth, comes with a 2-3/4" backset lock)	\$455.25	\$470.15	\$515.95
■ VTC.2002Q-5.234 (3-3/8" overall mortise depth, comes with a 2-1/2" backset lock)			

VTC Flush Pulls and Other Backsets Available Separately, Price on Application.

SPECIAL OPTIONS:

US10B or US19 Patinated Bolts/Buttons/Bales – Add \$25.70 Per Opening

Polished Bolts/Buttons/Bales – Price on Application

Polished Back Plates - Add \$50.00 per Door



VT Vantage Collection Pocket Door Passage Sets | Exposed Fasteners

COMPLETE SET

HOW TO SPECIFY:

VT. PA. FUNCTION. FINISH. DOORTHICKNESS


EXAMPLE:

VT. PA. 2002CPDP-Q. US15. 134



Includes: Pair of Passage (blank) VT Flush Pulls with Quiet Edge Pull.

For Passage Sets less Edge Pull, specify VT. PA. FINISH. DOORTHICKNESS

Look for these colors next to individual products signifying that add-on option is available. For pricing see page 42.  SilentPac™ Quiet Pocket Door Pull	FINISH GROUP 1T US4, US4NL, US26D	FINISH GROUP 2T US3, US3NL, US26, US10B, US14, US15, US19	SPECIAL ARCHITECTURAL FINISHES BN, BB, TN, TB, DURO, ESN, US15A, US5, US19LL
■ VT.2002CPDP-Q (3-3/8" overall mortise depth, standard CPDP size)	\$344.90	\$366.75	\$426.50
■ VT.2002CPDP-SD-Q (2-7/8" overall mortise depth, "shallow depth" CPDP)	\$413.65	\$435.50	\$495.25
■ VT.2000Q (3-1/16" overall mortise depth, 5" tall face plate)	\$311.70	\$333.55	\$393.30

Vantage Flush Pulls Available Separately, Price on Application.



VTC Vantage Collection Pocket Door Passage Sets | Concealed Fasteners

COMPLETE SET

HOW TO SPECIFY:

VTC. PA. FUNCTION. FINISH. DOORTHICKNESS


EXAMPLE:

VTC. PA. 2002CPDP-Q. US15. 134



Includes: Pair of Passage (blank) VTC Flush Pulls with Quiet Edge Pull.

For Passage Sets less Edge Pull, specify VTC. PA. FINISH. DOORTHICKNESS

Look for these colors next to individual products signifying that add-on option is available. For pricing see page 42.  SilentPac™ Quiet Pocket Door Pull	FINISH GROUP 1T US4, US4NL, US26D	FINISH GROUP 2T US3, US3NL, US26, US10B, US14, US15, US19	SPECIAL ARCHITECTURAL FINISHES BN, BB, TN, TB, DURO, ESN, US15A, US5, US19LL
■ VTC.2002CPDP-Q (3-3/8" overall mortise depth, standard CPDP size)	\$378.90	\$400.85	\$460.50
■ VTC.2002CPDP-SD-Q (2-7/8" overall mortise depth, "shallow depth" CPDP)	\$447.65	\$469.60	\$529.25
■ VTC.2000Q (3-1/16" overall mortise depth, 5" tall face plate)	\$345.70	\$367.65	\$427.30

Vantage Flush Pulls Available Separately, Price on Application.

SPECIAL OPTIONS:

US10B or US19 Patinated Bolts/Buttons/Bales – Add \$25.70 Per Opening

Polished Bolts/Buttons/Bales – Price on Application

Polished Back Plates - Add \$50.00 per Door



Pocket Door Edge Pulls


HOW TO SPECIFY:

LOCK. FINISH

EXAMPLE:

2000. US15

Locks only, no trim included.

Look for these colors next to individual products signifying that add-on option is available. For pricing see page 42.				FINISH GROUP 1 US4, US4NL, US32D, US26D	FINISH GROUP 2 US3, US3NL, US26, US32, US9, US10, US10B, US14, US15, US19	SPECIAL ARCHITECTURAL FINISHES BN, BB, TN, TB, DURO, ESN, US15A, US5, US19LL
■ 2000	Spring Loaded Edge Pull, 5"			\$147.40	\$153.45	\$165.45
■ 2002CPDP	Spring Loaded Edge Pull, 8"			\$180.60	\$186.65	\$198.65
■ 2002CPDP-SD	Spring Loaded Edge Pull Narrow Stile (2-7/8" depth)			\$249.35	\$255.35	\$267.35
■ 2011PDP	Spring Loaded Edge Pull, Large Bale			\$393.30	\$399.35	\$411.35
■ 2002CPDS	Pocket Door Strike with Edge Pull (to oppose 2002CPDL on double door applications)			\$180.65	\$186.65	\$198.65
■ 2002CPDS-SD	Pocket Door Strike with Edge Pull for Narrow Stiles (2-7/8" depth) (to oppose 2002CPDL on double door applications)			\$249.35	\$255.35	\$267.35



Sliding Door Locks

LOCK ONLY

HOW TO SPECIFY:

FUNCTION. BACKSET. FINISH

EXAMPLE:

2001SDL-3. 212. US15

Locks only, no cylinder or trim included.

		FINISH GROUP 1 US4, US4NL, US32D, US26D		FINISH GROUP 2 US3, US3NL, US26, US32, US9, US10, US10B, US14, US15, US19		SPECIAL ARCHITECTURAL FINISHES BN, BB, TN, TB, DURO, ESN, US15A, US5, US19LL	
Backset		2"	2-1/2" or 2-3/4"	2"	2-1/2" or 2-3/4"	2"	2-1/2" or 2-3/4"
2001SDL	Sliding Door Lock (2001SDL-1, 2001SDL-2, 2001SDL-3, 2001SDL-4, 2001SDL-5)	\$219.70	\$160.90	\$225.70	\$166.90	\$237.70	\$178.90
2001ST	Classroom Deadlock Sliding Door Lock	\$276.50	\$219.70	\$282.50	\$225.70	\$294.50	\$237.70

For 3-3/4": Add \$315.20 to 2-3/4" Price | For 5": Add \$438.40 to 2-3/4" Price | For 6": Add \$ 568.10 to 2-3/4" Price

For Narrow Backsets 1-1/2" or 1-3/4" (no cylinder operation) \$446.10



Pocket Door Locks

LOCK ONLY

HOW TO SPECIFY:
FUNCTION. BACKSET. FINISH

EXAMPLE:
2002CPDL-3. 212. US32D

Locks only, no cylinder or trim included.

Look for these colors next to individual products signifying that add-on option is available. For pricing see page 42.  SilentPac™ Quiet Pocket Door Pull		FINISH GROUP 1 US4, US4NL, US32D, US26D		FINISH GROUP 2 US3, US3NL, US26, US32, US9, US10, US10B, US14, US15, US19		SPECIAL ARCHITECTURAL FINISHES BN, BB, TN, TB, DURO, ESN, US15A, US5, US19LL	
Backset		2"	2-1/2" or 2-3/4"	2"	2-1/2" or 2-3/4"	2"	2-1/2" or 2-3/4"
2002CPDL	Pocket Door Lock with Integrated Edge Pull (2002CPDL-1, 2002CPDL-2, 2002CPDL-3, 2002CPDL-4, 2002CPDL-5)	\$265.25	\$209.00	\$271.25	\$215.00	\$283.25	\$227.00
2002ST	Classroom Deadlock Pocket Door Lock with Edge Pull	\$321.50	\$265.25	\$327.50	\$271.25	\$339.50	\$283.25

For 3-3/4": Add \$316.20 to 2-3/4" Price | For 5": Add \$438.40 to 2-3/4" Price | For 6": Add \$568.10 to 2-3/4" Price

For Narrow Backsets 1-1/2" or 1-3/4" (no cylinder operation) \$485.00



Sliding and Pocket Door Locks | SPECIAL OPTIONS

	Add
US10B or US19 Patinated Bolts	\$25.70
Marine Grade	\$983.95
2000JPP.FINISH Jamb Protector Plate, 5" x 1" Scuff Plate to Oppose 2000 Edge Pull	\$33.15
2002JPP.FINISH Jamb Protector Plate, 8" x 1" Scuff Plate to Oppose 2002CPDP or 2011PDP	
2001BSTK Barn Door Strike (to oppose 2001SDL sliding door lock, please specify door thickness and gap)	Price on Application
Polished Bolts/Buttons/Bales	
SilentPac Quiet Pocket Door Pull (2002Q, 2002CPDS-Q, 2002CPDP-Q, 2000Q)	\$33.60
SilentPac Quiet Pocket Door Pull (2011PDP-Q)	\$90.80



























2002 Flush Pulls | Exposed Fasteners

For 1-3/4" thick doors.

Anything other than 1-3/4" thick doors,
add \$11.95 per piece.

Cylinders not included.

		FINISH GROUP 1T US4, US4NL, US26D	FINISH GROUP 2T US3, US3NL, US26, US10B, US14, US15, US19	SPECIAL ARCHITECTURAL FINISHES BN, BB, TN, TB, DURO, ESN, US15A, US5, US19LL
Blank	   	\$67.55	\$72.00	\$88.85
	S2002B N2002B A2002B O2002B			
Cylinder (cutout only)	   	\$67.55	\$72.00	\$88.85
	S2002C N2002C A2002C O2002C			
Emergency Coin Release	   	\$82.00	\$86.45	\$103.30
	S2002E N2002E A2002E O2002E			
Thumb Turn	   	\$85.50	\$90.00	\$106.85
	S2002T N2002T A2002T O2002T			
Emergency Coin Release with Occupancy Indicator	   	\$111.70	\$116.30	\$133.15
	S2002-Oi N2002-Oi A2002-Oi O2002-Oi			
Cylinder with Indicator (cutout only)	   	\$111.70	\$116.30	\$133.15
	S2002-C0i N2002-C0i A2002-C0i O2002-C0i			

**ADD \$120.00 TO FINISH GROUP 2T FOR THE
FOLLOWING FINISHES (PER FLUSH PULL):**

US32 Polished Stainless Steel
US32D Satin Stainless Steel
US9 Polished Bronze
US10 Satin Bronze

Polished Back Plates - Add \$25.00 (per flush pull)



























2002 Flush Pulls | Concealed Fasteners

For 1-3/4" thick doors.

Anything other than 1-3/4" thick doors,
add \$11.95 per piece.

Cylinders not included.

		FINISH GROUP 1T US4, US4NL, US26D	FINISH GROUP 2T US3, US3NL, US26, US10B, US14, US15, US19	SPECIAL ARCHITECTURAL FINISHES BN, BB, TN, TB, DURO, ESN, US15A, US5, US19LL
Blank		\$84.40	\$88.85	\$105.80
				
Cylinder (cutout only)		\$84.40	\$88.85	\$105.80
				
Blank		\$84.40	\$88.85	\$105.80
				
Cylinder (cutout only)		\$84.40	\$88.85	\$105.80
				
Emergency Coin Release		\$98.85	\$103.30	\$120.15
				
Emergency Coin Release		\$98.85	\$103.30	\$120.15
				
Thumb Turn		\$102.40	\$106.85	\$123.80
				
Thumb Turn		\$102.40	\$106.85	\$123.80
				
Emergency Coin Release with Occupancy Indicator		\$128.70	\$133.15	\$150.00
				
Emergency Coin Release with Occupancy Indicator		\$128.70	\$133.15	\$150.00
				
Cylinder with Indicator (cutout only)		\$128.70	\$133.15	\$150.00
				
Cylinder with Indicator (cutout only)		\$128.70	\$133.15	\$150.00
				
	CS2002-C0i CN2002-C0i CA2002-C0i C02002-C0i			

**ADD \$120.00 TO FINISH GROUP 2T FOR THE
FOLLOWING FINISHES (PER FLUSH PULL):**

**US32 Polished Stainless Steel
US32D Satin Stainless Steel
US9 Polished Bronze
US10 Satin Bronze**

Polished Back Plates - Add \$25.00 (per flush pull)



I2002 Flush Pulls | Invisi-Mount



























For 1-3/4" thick doors.

Anything other than 1-3/4" thick doors,
add \$11.95 per piece.

Cylinders not included.

New Invisi-Mount innovative mounting system offers the simplest and cleanest installation on the market. Utilizing magnets for secure and precise installation, this is an upgrade to exposed or concealed fastener options.

		FINISH GROUP 1T US4, US4NL, US26D	FINISH GROUP 2T US3, US3NL, US26, US10B, US14, US15, US19	SPECIAL ARCHITECTURAL FINISHES BN, BB, TN, TB, DURO, ESN, US15A, US5, US19LL
Blank	   	\$114.40	\$118.85	\$135.80
	IS2002B IN2002B IA2002B IO2002B			
Cylinder (cutout only)	   	\$128.85	\$133.30	\$150.15
	IS2002C IN2002C IA2002C IO2002C			
Emergency Coin Release	   	\$132.40	\$136.85	\$153.80
	IS2002E IN2002E IA2002E IO2002E			
Thumb Turn	   	\$158.70	\$163.15	\$180.00
	IS2002T IN2002T IA2002T IO2002T			
Emergency Coin Release with Occupancy Indicator	   	\$158.70	\$163.15	\$180.00
	IS2002-Oi IN2002-Oi IA2002-Oi IO2002-Oi			
Cylinder with Indicator (cutout only)	   	\$158.70	\$163.15	\$180.00
	IS2002-C0i IN2002-C0i IA2002-C0i IO2002-C0i			

**ADD \$120.00 TO FINISH GROUP 2T FOR THE
FOLLOWING FINISHES (PER FLUSH PULL):**

**US32 Polished Stainless Steel
US32D Satin Stainless Steel
US9 Polished Bronze
US10 Satin Bronze**

Polished Back Plates - Add \$25.00 (per flush pull)







Flush Trim | FE2348 and FC2348 Series

For 1-3/4" thick doors.

Anything other than 1-3/4" thick doors, add \$11.95 per piece.

Cylinders not included.

		FINISH GROUP 1T US4, US4NL, US26D	FINISH GROUP 2T US3, US3NL, US26, US10B, US14, US15, US19	SPECIAL ARCHITECTURAL FINISHES BN, BB, TN, TB, DURO, ESN, US15A, US5, US19LL
Blank		\$62.75	\$67.30	\$84.20
	FE2348B FC2348B			
Cylinder (cutout only)		\$62.75	\$67.30	\$84.20
	FE2348C FC2348C			
Emergency Coin Release		\$77.00	\$81.50	\$98.30
	FE2348E FC2348E			
Thumb Turn		\$79.90	\$84.50	\$101.35
	FE2348T FC2348T			

ADD \$120.00 TO FINISH GROUP 2T FOR THE FOLLOWING FINISHES (PER FLUSH PULL):

- US32 Polished Stainless Steel
- US32D Satin Stainless Steel
- US9 Polished Bronze
- US10 Satin Bronze

Polished Back Plates - Add \$25.00 (per flush pull)







Flush Trim | 24R Series

For 1-3/4" thick doors.

Anything other than 1-3/4" thick doors,
add \$11.95 per piece.

Cylinders not included.

		FINISH GROUP 1T US4, US4NL, US26D	FINISH GROUP 2T US3, US3NL, US26, US10B, US14, US15, US19	SPECIAL ARCHITECTURAL FINISHES BN, BB, TN, TB, DURO, ESN, US15A, US5, US19LL
Blank		\$67.55	\$72.00	\$88.85
	24RB			
Cylinder (cutout only)		\$82.00	\$86.45	\$103.30
	24RC			
Emergency Coin Release		\$85.50	\$90.00	\$106.85
	24RE			
Thumb Turn		\$85.50	\$90.00	\$106.85
	24RT			

**ADD \$120.00 TO FINISH GROUP 2T FOR THE
FOLLOWING FINISHES (PER FLUSH PULL):**

**US32 Polished Stainless Steel
US32D Satin Stainless Steel
US9 Polished Bronze
US10 Satin Bronze**

Polished Back Plates - Add \$25.00 (per flush pull)







Flush Trim | 24S Series

For 1-3/4" thick doors.

Anything other than 1-3/4" thick doors,
add \$11.95 per piece.

Cylinders not included.

		FINISH GROUP 1T US4, US4NL, US26D	FINISH GROUP 2T US3, US3NL, US26, US10B, US14, US15, US19	SPECIAL ARCHITECTURAL FINISHES BN, BB, TN, TB, DURO, ESN, US15A, US5, US19LL
Blank		\$84.35	\$88.85	\$105.80
	24SB			
Cylinder (cutout only)		\$98.85	\$103.30	\$120.15
	24SC			
Emergency Coin Release		\$102.40	\$106.85	\$123.80
	24SE			
Thumb Turn		\$102.40	\$106.85	\$123.80
	24ST			

**ADD \$120.00 TO FINISH GROUP 2T FOR THE
FOLLOWING FINISHES (PER FLUSH PULL):**

- US32 Polished Stainless Steel**
- US32D Satin Stainless Steel**
- US9 Polished Bronze**
- US10 Satin Bronze**

Polished Back Plates - Add \$25.00 (per flush pull)



Sliding and Pocket Door Tubular Privacy Sets

COMPLETE SET

HOW TO SPECIFY:

[S or R Flush Pulls]. **SDL/PDL**. **BACKSET**. **FINISH**. **DOORTHICKNESS**. **SD/PD**

EXAMPLE (SINGLE SLIDING DOOR):

R161. SDL. 238. US4NL. 134. SD

EXAMPLE (PAIR OF SLIDING DOORS)

S161. SDL. 238. US4NL. 134. PD

EXAMPLE (SINGLE POCKET DOOR):

R161. PDL. 238. US4NL. 134. SD

EXAMPLE (PAIR OF POCKET DOORS)

S161. PDL. 238. US4NL. 134. PD



S161.SDL



S161.PDL

2-3/8" or 2-3/4" backset, for 1-3/8" or 1-3/4" thick doors.

Sets for other door thicknesses, price on application.

		FINISH GROUP 1T US4, US4NL, US26D	FINISH GROUP 2T US3, US3NL, US26, US10B, US14, US15, US19	SPECIAL ARCHITECTURAL FINISHES BN, BB, TN, TB, DURO, ESN, US15A, US5, US19LL
Backset		2 3/8" or 2 3/4"	2 3/8" or 2 3/4"	2 3/8" or 2 3/4"
[R or S]161.SDL.SD	Sliding Door Privacy Set for SINGLE DOOR Includes: 161PDL, Flush Trim: ER x T-turn	\$163.55	\$170.20	\$210.70
[R or S]161.SDL.PD	Sliding Door Privacy Set for PAIR OF DOORS Includes: 161PDL, Flush Trim: ER x T-turn, Pair of Blank Flush Pulls	\$241.35	\$252.70	\$320.00
[R or S]161.PDL.SD	Pocket Door Privacy Set for SINGLE DOOR Includes: 161PDL, Flush Trim: ER x T-turn, 161PDP Edge Pull	\$218.50	\$227.35	\$281.35
[R or S]161.PDL.PD	Pocket Door Privacy Set for PAIR OF DOORS Includes: 161PDL, Flush Trim: ER x T-turn, (2) 161PDP Edge Pulls, Pair of Blank Flush Pulls	\$351.25	\$367.00	\$461.30



Pocket Door Tubular Passage Sets

COMPLETE SET

HOW TO SPECIFY:

[S or R Flush Pulls]. PA.BACKSET.FINISH.DOORTHICKNESS.SD/PD

EXAMPLE (SINGLE DOOR):

R161. PA. US4NL. 134. SD

EXAMPLE (PAIR OF DOORS):

S161. PA. US4NL. 134. PD



For 1-3/8" or 1-3/4" thick doors.

Sets for other door thicknesses, price on application.

		FINISH GROUP 1 US4, US4NL, US26D	FINISH GROUP 2T US3, US3NL, US26, US10B, US14, US15, US19	SPECIAL ARCHITECTURAL FINISHES BN, BB, TN, TB, DURO, ESN, US15A, US5, US19LL
Backset		2 3/8" or 2 3/4"	2 3/8" or 2 3/4"	2 3/8" or 2 3/4"
[R or S]161.PA.SD	Sliding Door Passage Set for SINGLE DOOR Includes: 161PDP, Pair of Blank Flush Pulls	\$132.75	\$139.65	\$179.95
[R or S]161.PA.PD	Sliding Door Passage Set for PAIR OF DOORS Includes: (2)161PDPs, (2) Pair of Blank Flush Pulls	\$265.50	\$279.30	\$359.90



161 Pocket Door Locks

LOCK ONLY

HOW TO SPECIFY:

161PDL. BACKSET. FINISH. | 161PDP. FINISH

EXAMPLE:

161PDL. 238. US4. | 161PDP. US4

Locks only, no trim included.


		FINISH GROUP 1 US4, US4NL, US32D, US26D	FINISH GROUP 2 US3, US3NL, US26, US32, US9, US10, US10B, US14, US15, US19	SPECIAL ARCHITECTURAL FINISHES BN, BB, TN, TB, DURO, ESN, US15A, US5, US19LL
161PDL.238	Sliding/Pocket Door Lock x 2-3/8" Backset	\$54.95	\$57.15	\$70.65
161PDL.234	Sliding/Pocket Door Lock x 2-3/4" Backset			
161PDP	Pocket Door Edge Pull			



R161 Flush Trim | Tubular Locks

For 1-3/8" or 1-3/4" thick doors.

Flush pulls for other door thicknesses to be priced on application.




		FINISH GROUP 1T US4, US4NL, US26D	FINISH GROUP 2T US3, US3NL, US26, US10B, US14, US15, US19	SPECIAL ARCHITECTURAL FINISHES BN, BB, TN, TB, DURO, ESN, US15A, US5, US19LL
R161B (PAIR)	 <p>Outside flush pull is supplied with through-bolting posts. Inside flush pull is supplied with machine screws.</p>	\$77.80	\$82.50	\$109.30
R161B-B	 <p>Blank flush pull for screwless mounting.</p>	\$38.90	\$41.25	\$54.65
R161B-S	 <p>Blank flush pull for single-sided mounting (supplied with machine screws unless otherwise required).</p>			
R161E	 <p>Flush pull with emergency release. Supplied with through-bolting posts.</p>	\$53.65	\$55.90	\$69.40
R161T	 <p>Flush pull with t-turn. Supplied with machine screws.</p>	\$54.95	\$57.15	\$70.65



S161 Flush Trim | Tubular Locks

For 1-3/8" or 1-3/4" thick doors.

Flush pulls for other door thicknesses to be priced on application.

		FINISH GROUP 1T US4, US4NL, US26D	FINISH GROUP 2T US3, US3NL, US26, US10B, US14, US15, US19	SPECIAL ARCHITECTURAL FINISHES BN, BB, TN, TB, DURO, ESN, US15A, US5, US19LL
S161B	 Blank flush pull.	\$38.90	\$41.25	\$54.65
S161E	 Flush pull with emergency release.	\$53.70	\$55.90	\$69.40
S161T	 Flush pull with t-turn.	\$54.95	\$57.15	\$70.65



2001ADAP Sliding Door Hardware Sets

COMPLETE SET

HOW TO SPECIFY:

FUNCTION. BACKSET. FINISH. DOORTHICKNESS

EXAMPLE:

2001ADAP-3. 212. US15. 134



2-1/2" or 2-3/4" backset.

For 1-3/8" or 1-3/4" thick doors.

Cylinders not included, reference Support section for more information.

Set will come standard with 7200P Pulls.

For lock only, see page 72.

		FINISH GROUP 1T US4, US4NL, US26D US26D/US32D	FINISH GROUP 2T US3, US3NL, US26, US10B, US14, US15, US19	SPECIAL ARCHITECTURAL FINISHES BN, BB, TN, TB, DURO, ESN, US15A, US5, US19LL
Typical sets	Backset	2 1/2" or 2 3/4"	2 1/2" or 2 3/4"	2 1/2" or 2 3/4"
2001ADAP-1	Single Cylinder Set Includes: 2001SDL-1 Sliding Door Lock, Pair of Back-to-Back 7200P Pulls.	\$370.10	\$380.35	\$433.65
2001ADAP-2	Double Cylinder Sets Includes: 2001SDL-2 Sliding Door Lock. Pair of Back-to-Back 7200P Pulls.			
2001ADAP-3	Entry Set Includes: 2001SDL-3 Sliding Door Lock, 7200ADA T-turn, Pair of Back-to-Back 7200P Pulls	\$426.80	\$441.45	\$507.75
2001ADAP-3ST	Classroom Deadlock Set Includes: 2001ST Classroom Deadlock (set can only be locked with a key), 7200ADA T-turn, Pair of Back-to-Back 7200P Pulls	\$483.60	\$498.25	\$564.55
2001ADAP-5	Privacy Set Includes: 2001SDL-5 Sliding Door Lock, 7200ER Emergency Coin Release, 7200ADA T-turn, Pair of Back-to-Back 7200P Pulls	\$477.90	\$496.85	\$576.15
2001ADAP-5i	Privacy Set with Indicator Includes: 2001SDL-5 Sliding Door Lock, 7200ER-i Emergency Coin Release with Indicator, 7200ADA T-turn, Pair of Back-to-Back 7200P Pulls	\$488.75	\$507.65	\$586.95

For Passage Applications, Consider 7200P Back-to-Back Pulls, No Lock. See page 89.



RMS Rapid Make + Ship Program:

Ship in 2 days | Specify RMS.2001ADAP-X | US26D/US32D | Add 20% to set cost
Shipping + Handling are additional | Limit 25 Sets Per Order



9100ADAL Sliding Door Hardware Sets

COMPLETE SET

HOW TO SPECIFY:

FUNCTION. BACKSET. FINISH. DOORTHICKNESS

EXAMPLE:

9100ADAL-3. 212. 72L/1E. US26D. 134

(Set furnished with standard trim)



2-1/2" or 2-3/4" backset.

For 1-3/4" thick doors.

Other backsets and door thicknesses to be priced on application.

Set will come standard with 72L/1E.

Cylinders not included, reference Support section for more information.

For lock only, see page 72.

		FINISH GROUP 1T US4, US4NL, US26D	FINISH GROUP 2T US3, US3NL, US26, US10B, US14, US15, US19	SPECIAL ARCHITECTURAL FINISHES BN, BB, TN, TB, DURO, ESN, US15A, US5, US19LL
Typical sets	Backset	2 1/2" or 2 3/4"	2 1/2" or 2 3/4"	2 1/2" or 2 3/4"
9100ADAL-3	Entry Set Includes: 9100SDL Sliding Door Lock, 72L/1E-CD Outside Escutcheon with Lever, 72L/1E-ADA Inside Escutcheon with Lever and 7200ADA T-turn	\$659.40	\$695.60	\$798.15
9100ADAL-3ST	Classroom Deadlock Set (can only be locked with a key outside) Includes: 9100SDL Sliding Door Lock, 72L/1E-CD Outside Escutcheon with Lever, 72L/1E-B Inside Escutcheon with Lever (blank)	\$599.45	\$635.65	\$738.30
9100ADAL-5	Privacy Set Includes: 9100SDL Sliding Door Lock, 72L/1E-ED Outside Escutcheon with Lever and Emergency Coin Release, 72L/1E-ADA Inside Escutcheon with Lever and 7200ADA T-turn	\$648.57	\$684.80	\$787.25
9100ADAL-5i	Privacy Set with Indicator Includes: 9100SDL Sliding Door Lock, 72L/1E-0i Outside Escutcheon with Lever and Emergency Release with Indicator, 72L/1E-ADA Inside Escutcheon with Lever and 7200ADA T-turn	\$684.25	\$717.45	\$823.00

For Double Door Applications, Consider 1E-BD, Reference Trim Section for More Information.

Other Accurate Trim Options Available, Upcharge \$30.00. See page 87.

Other Door Thicknesses Available, Price on Application



SL9100ADA Self-Latching Sliding Door Hardware Sets

COMPLETE SET

Cylinders not included, reference support section for more information.

HOW TO SPECIFY:

FUNCTION. BACKSET. TRIM. FINISH. HAND. DOORTHICKNESS

EXAMPLE:

SL9153ADA. 212. 72L/1E. US26D. RH. 134



2-1/2" or 2-3/4" backset.

For 1-3/8" or 1-3/4" thick doors.

Other backsets and door thicknesses to be priced on application.

Set will come standard with 72L/1E.

Cylinders not included, reference Support section for more information.

For other trim options, reference Trim section.

See page 32-40 for electrified options.

For lock only, see page 72.

		FINISH GROUP 1T US4, US4NL, US26D	FINISH GROUP 2T US3, US3NL, US26, US10B, US14, US15, US19	SPECIAL ARCHITECTURAL FINISHES BN, BB, TN, TB, DURO, ESN, US15A, US5, US19LL
Backset		2 1/2" or 2 3/4"	2 1/2" or 2 3/4"	2 1/2" or 2 3/4"
SL9122ADA	Store Door Lockset Includes: SL9122, (2) 72L/1E-C Escutcheons with Cylinder Cutout and Active Levers	\$637.90	\$674.10	\$776.75
SL9124ADA	Dormitory/Entrance Lockset Includes: SL9124, 72L/1E-C Outside Escutcheon with Active Lever, 72L/1E-T Inside Escutcheon with Active Lever and Integrated 7200ADA T-turn	\$697.85	\$734.05	\$836.60
SL9125ADA	Passage Lockset Includes: SL9125, (2) 72L/1E-B Escutcheons with Active Levers	\$637.90	\$674.10	\$776.75
SL9134ADA	Hotel/Motel Lockset Includes SL9134, 72L/1E-C Escutcheon with Lever and Cylinder Cutout, 72L/1E-T Escutcheon with Lever and Integrated 7200ADA T-turn	\$697.85	\$734.05	\$836.60
SL9139ADA	Privacy Lockset Includes: SL9139, 72L/1E-E Escutcheon with Active Lever and Coin Emergency Release, 72L/1E-T Escutcheon with Active Lever and Integrated 7200ADA T-turn	\$734.25	\$770.45	\$872.90
SL9139iADA	Privacy Lockset Includes: SL9139, 72L/1E-Oi Escutcheon with Active Lever and ER with Indicator, 72L/1E-T Escutcheon with Active Lever and Integrated 7200ADA T-turn	\$722.70	\$758.90	\$861.45
SL9145ADA	Classroom Lockset Includes: SL9145, 72L/1E-C Escutcheon with Active Lever and Cylinder Cutout, 72L/1E-B Escutcheon with Active Lever	\$637.90	\$674.10	\$776.75
SL9153ADA	Entrance/Office Lockset Includes: SL9153, 72L/1E-C Escutcheon with Active Lever and Cylinder Cutout, 72L/1E-T Escutcheon with Active Lever and Integrated 7200ADA T-turn	\$697.85	\$734.05	\$836.60
SL9159ADA	Storeroom/Closet Lockset Includes SL9159, 72L/1E-CD Escutcheon with Lever and Cylinder Cutout, 72L/1E-B Escutcheon with Active Lever	\$637.90	\$674.10	\$776.75

Other Accurate Trim Options Available, Upcharge \$30.00. See page 87.

Other Door Thicknesses Available, Price on Application.



SL9100PDL Self-Latching Pocket Door Hardware Sets

COMPLETE SET

HOW TO SPECIFY:

FUNCTION. BACKSET. FINISH. HAND. DOOR THICKNESS

EXAMPLE:

SL9153PDL. 234. US26D. RH. 134



2-1/2" or 2-3/4" backset.

For 1-3/4" thick doors.

Other backsets and door thicknesses to be priced on application.

Cylinders not included, reference Support section for more information.

See page 32-40 for electrified options.

For lock only, see page 72.

		FINISH GROUP 1T US4, US4NL, US26D	FINISH GROUP 2T US3, US3NL, US26, US10B, US14, US15, US19	SPECIAL ARCHITECTURAL FINISHES BN, BB, TN, TB, DURO, ESN, US15A, US5, US19LL
Backset		2 1/2" or 2 3/4"	2 1/2" or 2 3/4"	2 1/2" or 2 3/4"
SL9122PDL	Store Door Lockset Includes: SL9122, (2) SLFT-C Flush Pulls with Cylinder Cutout and Active Levers	\$615.40	\$632.90	\$718.90
SL9124PDL	Dormitory/Entrance Lockset Includes: SL9124, SLFT-C Flush Pull with Active Lever, SLFT-T Flush Pull with Active Lever and Integrated 7200ADA T-turn	\$663.15	\$680.35	\$766.35
SL9125PDL	Passage Lockset Includes: SL9125, (2) SLFT-B Flush Pulls with Active Levers	\$615.40	\$632.90	\$718.90
SL9134PDL	Hotel/Motel Lockset Includes SL9134, SLFTD-C Flush Pull with Lever and Cylinder Cutout, SLFT-T Flush Pull with Lever and Integrated 7200ADA T-turn	\$663.15	\$680.35	\$766.35
SL9139PDL	Privacy Lockset Includes: SL9139, SLFT-E Flush Pull with Active Lever and Emergency Coin Release, SLFT-T Flush Pull with Active Lever and Integrated 7200ADA T-turn			
SL9139iPDL	Privacy Lockset Includes: SL9139, SLFT-0i Flush Pull with Active Lever and Emergency Coin Release with Indicator, SLFT-T Flush Pull with Active Lever and Integrated 7200ADA T-turn	\$675.10	\$692.30	\$778.25
SL9145PDL	Classroom Lockset Includes: SL9145, SLFT-C Flush Pull with Active Lever and Cylinder Cutout, SLFT-B Flush Pull with Active Lever	\$615.40	\$632.60	\$718.60
SL9153PDL	Entrance/Office Lockset Includes: SL9153, SLFT-C Outside Flush Pull with Active Lever and Cylinder Cutout, SLFT-T Inside Flush Pull with Active Lever and Integrated 7200ADA T-turn	\$663.15	\$680.35	\$766.35
SL9159PDL	Storeroom/Closet Lockset Includes SL9159, SLFTD-C Outside Flush Pull with Lever and Cylinder Cutout, SLFT-B Inside Flush Pull with Active Lever	\$615.40	\$632.60	\$718.60

Other Door Thicknesses Available, Price on Application



9100BDL Barn Door Hardware Sets | ADA Trim

COMPLETE SET

HOW TO SPECIFY:

TRIM. FUNCTION. BACKSET. FINISH. HAND. DOORTHICKNESS

EXAMPLE:

ADA. 9100BDL-3ST. 6. US10B. LH. 134



6" backset, for 1-3/4" thick doors (3" Door overlap, 3/8" to 1/2" gap).

Call for assistance with other door thicknesses.

Cylinders not included, reference Support section for more information.

For handing information, reference Support section.

For lock only, see page 72.

		FINISH GROUP 1T US4, US4NL, US26D	FINISH GROUP 2T US3, US3NL, US26, US10B, US14, US15, US19	SPECIAL ARCHITECTURAL FINISHES BN, BB, TN, TB, DUR0, ESN, US15A, US5, US19LL
Typical sets	Backset	6"	6"	6"
9100BDL-3	Entry Set Includes: 9100BDL-3 Barn Door Lock, 7200ADA T-turn, Pair of Back-to-Back 7200P Pulls			
9100BDL-3ST	Classroom Deadlock Set Includes: 9100BDL-3ST Classroom Deadlock (set can only be locked with a key), 7200ADA T-turn, Pair of Back-to-Back 7200P Pulls	\$633.55	\$649.05	\$717.10
9100BDL-5	Privacy Set Includes: 9100BDL-5 Barn Door Lock, 7200ER Emergency Coin Release, 7200ADA T-turn, Pair of Back-to-Back 7200P Pulls	\$684.65	\$704.45	\$785.50
9100BDL-5i	Privacy Set with Indicator Includes: 9100BDL-5i Barn Door Lock, 7200ER-i Emergency Coin Release with Indicator, 7200ADA T-turn, Pair of Back-to-Back 7200P Pulls	\$695.50	\$715.25	\$796.30



9100BDL Barn Door Hardware Sets 2002 Flush Pull Trim | Exposed Fasteners


COMPLETE SET

HOW TO SPECIFY:

TRIM. FUNCTION. BACKSET. FINISH. HAND. DOORTHICKNESS

EXAMPLE:

S. 9100BDL-5. 6. US3NL. RH. 134



6" backset, for 1-3/4" thick doors (3" Door overlap, 3/8" to 1/2" gap).

Call for assistance with other door thicknesses.

Cylinders not included, reference Support section for more information.

For handing information, reference Support section.

For lock only, see page 72.

		FINISH GROUP 1T US4, US4NL, US26D	FINISH GROUP 2T US3, US3NL, US26, US10B, US14, US15, US19	SPECIAL ARCHITECTURAL FINISHES BN, BB, TN, TB, DURO, ESN, US15A, US5, US19LL
Typical sets	Backset	6"	6"	6"
9100BDL-3	Entry Set Includes: 9100BDL-3 Barn Door Lock, S2002C/S2002T Flush Pulls	\$520.70	\$536.50	\$583.95
9100BDL-3ST	Classroom Deadlock Set Includes: 9100BDL-3ST Classroom Barn Door Lock (set can only be locked with a key), S2002C/S2002T Flush Pulls			
9100BDL-5	Privacy Set Includes: 9100BDL-5 Barn Door Lock, S2002T/S2002E Flush Pulls	\$535.15	\$550.95	\$598.40
9100BDL-5i	Privacy Set with Indicator Includes: 9100BDL-5i Barn Door Lock, S2002T/S2002-0i Flush Pulls	\$591.05	\$607.10	\$654.55



9100BDL Barn Door Hardware Sets 2002 Flush Pull Trim | Concealed Fasteners

COMPLETE SET

HOW TO SPECIFY:

TRIM. FUNCTION. BACKSET. FINISH. HAND. DOORTHICKNESS

EXAMPLE:

24S. 9100BDL-5. 6. US3NL. RH. 134



6" backset, for 1-3/4" thick doors (3" Door overlap, 3/8" to 1/2" gap).

Call for assistance with other door thicknesses.

Cylinders not included, reference Support section for more information.

For handing information, reference Support section.

For lock only, see page 72.

		FINISH GROUP 1T US4, US4NL, US26D	FINISH GROUP 2T US3, US3NL, US26, US10B, US14, US15, US19	SPECIAL ARCHITECTURAL FINISHES BN, BB, TN, TB, DURO, ESN, US15A, US5, US19LL
Typical sets	Backset	6"	6"	6"
9100BDL-3	Entry Set Includes: 9100BDL-3 Barn Door Lock, CS2002C/CS2002T Flush Pulls	\$554.45	\$570.20	\$617.85
9100BDL-3ST	Classroom Deadlock Set Includes: 9100BDL-3ST Classroom Barn Door Lock (set can only be locked with a key), CS2002C/CS2002T Flush Pulls			
9100BDL-5	Privacy Set Includes: 9100BDL-5 Barn Door Lock, CS2002T/CS2002E Flush Pulls	\$568.90	\$584.65	\$632.20
9100BDL-5i	Privacy Set with Indicator Includes: 9100BDL-5i Barn Door Lock, CS2002T/CS2002-0i Flush Pulls	\$598.75	\$614.50	\$662.05



9100BDL Barn Door Hardware Sets | Combination Trim ADA Pull + Flush Pull | Exposed Fasteners

COMPLETE SET

HOW TO SPECIFY:

TRIM. FUNCTION. BACKSET. FINISH. HAND. DOORTHICKNESS

EXAMPLE:

S/7200ADA. 9100BDL-5. 6. US3NL. LH. 134



6" backset, for 1-3/4" thick doors (3" Door overlap, 3/8" to 1/2" gap).

Call for assistance with other door thicknesses.

Cylinders not included, reference Support section for more information.

For handing information, reference Support section.

For lock only, see page 72.

		FINISH GROUP 1T US4, US4NL, US26D	FINISH GROUP 2T US3, US3NL, US26, US10B, US14, US15, US19	SPECIAL ARCHITECTURAL FINISHES BN, BB, TN, TB, DURO, ESN, US15A, US5, US19LL
Typical sets	Backset	6"	6"	6"
9100BDL-3	Entry Set Includes: 9100BDL-3 Barn Door Lock INSIDE: S2002C Flush Pull OUTSIDE: 7200ADA T-turn, Single 7200P-S Pull	\$623.10	\$643.05	\$701.20
	Entry Set Includes: 9100BDL-3 Barn Door Lock INSIDE: S2002C Flush Pull OUTSIDE: 7200ADA T-turn, Single 7200P-S Pull	\$584.35	\$599.95	\$645.10
9100BDL-3ST	Classroom Deadlock Set Includes: 9100BDL-3ST Classroom Barn Door Lock (set can only be locked with a key) INSIDE: S2002C Flush Pull OUTSIDE: 7200ADA T-turn, Single 7200P-S Pull	\$623.10	\$643.05	\$701.20
	Classroom Deadlock Set Includes: 9100BDL-3ST Classroom Barn Door Lock (set can only be locked with a key) INSIDE: Single 7200P-S Pull OUTSIDE: S2002T Flush Pull	\$584.35	\$599.95	\$645.10
9100BDL-5	Privacy Set Includes: 9100BDL-5 Barn Door Lock INSIDE: S2002E Flush Pull OUTSIDE: 7200ADA T-turn, Single 7200P-S Pull	\$637.55	\$657.50	\$715.65
	Privacy Set Includes: 9100BDL-5 Barn Door Lock INSIDE: 7200ER, Single 7200P-S Pull OUTSIDE: S2002T Flush Pull	\$635.45	\$655.35	\$713.50
9100BDL-5i	Privacy Set with Indicator Includes: 9100BDL-5i Barn Door Lock INSIDE: S2002-0i OUTSIDE: 7200ADA T-turn, Single 7200P-S Pull	\$667.25	\$687.35	\$745.50
	Privacy Set with Indicator Includes: 9100BDL-5i Barn Door Lock INSIDE: 7200ERi, Single 7200P-S Pull OUTSIDE: S2002T	\$646.30	\$666.15	\$724.30



9100BDL Barn Door Hardware Sets | Combination Trim ADA Pull + Flush Pull | Concealed Fasteners

COMPLETE SET

HOW TO SPECIFY:

TRIM. FUNCTION. BACKSET. FINISH. HAND. DOORTHICKNESS

EXAMPLE:

CS/7200ADA. 9100BDL-5. 6. US3NL. LH. 134



6" backset, for 1-3/4" thick doors (3" Door overlap, 3/8" to 1/2" gap).

Call for assistance with other door thicknesses.

Cylinders not included, reference Support section for more information.

For handing information, reference Support section.

For lock only, see page 72.

		FINISH GROUP 1T US4, US4NL, US26D	FINISH GROUP 2T US3, US3NL, US26, US10B, US14, US15, US19	SPECIAL ARCHITECTURAL FINISHES BN, BB, TN, TB, DURO, ESN, US15A, US5, US19LL
Typical sets	Backset	6"	6"	6"
9100BDL-3	Entry Set Includes: 9100BDL-3 Barn Door Lock INSIDE: CS2002C Flush Pull OUTSIDE: 7200ADA T-turn, Single 7200P-S Pull	\$555.55	\$571.05	\$594.95
	Entry Set Includes: 9100BDL-3 Barn Door Lock INSIDE: Single 7200P-S Pull OUTSIDE: CS2002T Flush Pull	\$601.25	\$616.80	\$662.05
9100BDL-3ST	Classroom Deadlock Set Includes: 9100BDL-3ST Classroom Barn Door Lock (set can only be locked with a key) INSIDE: CS2002C Flush Pull OUTSIDE: 7200ADA T-turn, Single 7200P-S Pull	\$555.55	\$571.05	\$594.95
	Classroom Deadlock Set Includes: 9100BDL-3ST Classroom Barn Door Lock (set can only be locked with a key) INSIDE: Single 7200P-S Pull OUTSIDE: CS2002T Flush Pull	\$601.25	\$616.80	\$662.05
9100BDL-5	Privacy Set Includes: 9100BDL-5 Barn Door Lock INSIDE: CS2002E Flush Pull OUTSIDE: 7200ADA T-turn, Single 7200P-S Pull	\$654.40	\$674.35	\$732.50
	Classroom Deadlock Set Includes: 9100BDL-3ST Classroom Barn Door Lock (set can only be locked with a key) INSIDE: CS2002C Flush Pull OUTSIDE: 7200ADA T-turn, Single 7200P-S Pull	\$652.35	\$672.20	\$730.45
9100BDL-5i	Privacy Set with Indicator Includes: 9100BDL-5i Barn Door Lock INSIDE: CS2002-0i OUTSIDE: 7200ADA T-turn, Single 7200P-S Pull	\$684.25	\$704.20	\$762.35
	Privacy Set with Indicator Includes: 9100BDL-5i Barn Door Lock INSIDE: 7200ERi, Single 7200P-S Pull OUTSIDE: CS2002T	\$663.20	\$683.00	\$741.25



9500VR Vertical Rod Locksets | ADA Trim


COMPLETE SET

HOW TO SPECIFY:

TRIM. FUNCTION. BACKSET. FINISH. HAND. DOORTHICKNESS. VERTICAL DIMENSION

EXAMPLE:

ADA. 9500VRB-5. 5. US3NL. LH. 134. 39



Specify 9500VRB to lock into the bottom, 9500VRT to lock into top.

Vertical dimension: from centerline of cylinder or thumb turn to finished floor.

5" minimum backset recommended.

Call for assistance with other backsets and door thicknesses.

Cylinders not included, reference Support section for more information.

For handing information, reference Support section.

For lock only, see page 72.

			FINISH GROUP 1T US4, US4NL, US26D	FINISH GROUP 2T US3, US3NL, US26, US10B, US14, US15, US19	SPECIAL ARCHITECTURAL FINISHES BN, BB, TN, TB, DURO, ESN, US15A, US5, US19LL
Typical sets	Typical sets	Backset	5" Minimum	5" Minimum	5" Minimum
9500VRB-1	9500VRT-1	Single Cylinder Set Includes: 9500VR Vertical Rod Lock, Pair of 7200P Back-to-Back Pulls	\$1,024.55	\$1,035.70	\$1,090.75
9500VRB-3	9500VRT-3	Entry Set Includes: 9500VR Vertical Rod Lock, 7200ADA T-turn, Pair of Back-to-Back 7200P Pulls	\$1,081.25	\$1,096.80	\$1,164.85
9500VRB-3ST	9500VRT-3ST	Deadlock Set Includes: 9500VR Vertical Rod Lock (set can only be locked with a key), 7200ADA T-turn, Pair of Back-to- Back 7200P Pulls			
9500VRB-4	9500VRT-4	Privacy Set Includes: 9500VR Vertical Rod Lock, 7200ADA T-turn, Pair of Back-to-Back 7200P Pulls			
9500VRB-5	9500VRT-5	Privacy Set Includes: 9500VR Vertical Rod Lock, 7200ADA T-turn, 7200ER Emergency Release, Pair of Back-to-Back 7200P Pulls	\$1,132.35	\$1,152.20	\$1,233.25
9500VRB-5i	9500VRT-5i	Privacy Set with Indicator Includes: 9500VR Vertical Rod Lock, 7200ERi Emergency Release with Indicator, 7200ADA T-turn, Pair of Back-to-Back 7200P Pulls	\$1,143.20	\$1,163.00	\$1,244.05

SPECIAL 10% DISCOUNT FOR ORDERS OF 10 OR MORE



9500VR Vertical Rod Locksets | Flush Pull Trim 24R or 2002 Flush Pulls | Exposed Fasteners


COMPLETE SET

HOW TO SPECIFY:

TRIM. FUNCTION. BACKSET. FINISH. HAND. DOORTHICKNESS. VERTICAL DIMENSION

EXAMPLE:

S2002. 9500VRT. 212. US3NL. LH. 134. 39



Specify **9500VRB** to lock into the bottom, **9500VRT** to lock into top.

Vertical dimension: from centerline of cylinder or thumb turn to finished floor.

2-1/2" minimum backset recommended.

Call for assistance with other backsets and door thicknesses.

Cylinders not included, reference Support section for more information.

For handing information, reference Support section.

For lock only, see page 72.

			FINISH GROUP 1T US4, US4NL, US26D	FINISH GROUP 2T US3, US3NL, US26, US10B, US14, US15, US19	SPECIAL ARCHITECTURAL FINISHES BN, BB, TN, TB, DURO, ESN, US15A, US5, US19LL
Typical sets	Typical sets	Backset	2 1/2" Minimum	2 1/2" Minimum	2 1/2" Minimum
9500VRB-1	9500VRB-1	Single Cylinder Set Includes: 9500VR Vertical Rod Lock, Pair of Back-to-Back Flush Pulls	\$950.45	\$966.25	\$1,013.70
9500VRB-3	9500VRT-3	Entry Set Includes: 9500VR Vertical Rod Lock, Pair of Back-to-Back Flush Pulls			
9500VRB-3ST	9500VRT-3ST	Classroom Deadlock Set Includes: 9500VR Vertical Rod Lock (set can only be locked with a key), Pair of Back-to-Back Flush Pulls			
9500VRB-4	9500VRT-4	Privacy Set Includes: 9500VR Vertical Rod Lock, Pair of Back-to-Back Flush Pulls			
9500VRB-5	9500VRT-5	Privacy Set Includes: 9500VR Vertical Rod Lock, Pair of Back-to-Back Flush Pulls	\$982.85	\$998.70	\$1,046.15

SPECIAL 10% DISCOUNT FOR ORDERS OF 10 OR MORE



9500VR Vertical Rod Locksets | Flush Pull Trim 24S or 2002 Flush Pulls | Concealed Fasteners

COMPLETE SET

HOW TO SPECIFY:

TRIM. FUNCTION. BACKSET. FINISH. HAND. DOORTHICKNESS. VERTICAL DIMENSION

EXAMPLE:

S2002. 9500VRB-5. 212. US3NL. LH. 134. 39



Specify **9500VRB** to lock into the bottom, **9500VRT** to lock into top.

Vertical dimension: from centerline of cylinder or thumb turn to finished floor.

2-1/2" minimum backset recommended.

Call for assistance with other backsets and door thicknesses.

Cylinders not included, reference Support section for more information

For handing information, reference Support section.

For lock only, see page 72.

			FINISH GROUP 1T US4, US4NL, US26D	FINISH GROUP 2T US3, US3NL, US26, US10B, US14, US15, US19	SPECIAL ARCHITECTURAL FINISHES BN, BB, TN, TB, DURO, ESN, US15A, US5, US19LL
Typical sets	Typical sets	Backset	2 1/2" Minimum	2 1/2" Minimum	2 1/2" Minimum
9500VRB-1	9500VRB-1	Single Cylinder Set Includes: 9500VR Vertical Rod Lock, Pair of Back-to-Back Flush Pulls	\$984.15	\$999.95	\$1,046.15
9500VRB-3	9500VRT-3	Entry Set Includes: 9500VR Vertical Rod Lock, Pair of Back-to-Back Flush Pulls			
9500VRB-3ST	9500VRT-3ST	Classroom Deadlock Set Includes: 9500VR Vertical Rod Lock (set can only be locked with a key), Pair of Back-to-Back Flush Pulls			
9500VRB-4	9500VRT-4	Privacy Set Includes: 9500VR Vertical Rod Lock, Pair of Back-to-Back Flush Pulls			
9500VRB-5	9500VRT-5	Privacy Set Includes: 9500VR Vertical Rod Lock, Pair of Back-to-Back Flush Pulls	\$1,016.60	\$1,032.40	\$1,079.95

SPECIAL 10% DISCOUNT FOR ORDERS OF 10 OR MORE



ADA Sliding and Pocket Door Locks

LOCK ONLY

Locks only, 2-1/2" or 2-3/4" backset.

Other backsets, price on application.

		FINISH GROUP 1 US4, US4NL, US32D, US26D	FINISH GROUP 2 US3, US3NL, US26, US32, US9, US10, US10B, US14, US15, US19	SPECIAL ARCHITECTURAL FINISHES BN, BB, TN, TB, DURO, ESN, US15A, US5, US19LL
2001SDL	Sliding Door Lock (2001SDL-1, 2001SDL-2, 2001SDL-3, 2001SDL-4, 2001SDL-5)	\$160.90	\$166.90	\$178.90
2001ST	Classroom Deadlock Sliding Door Lock	\$219.70	\$223.70	\$235.70
9100SDL	Sliding Door Lock with Emergency Egress for Use with Active Levers	\$245.55	\$252.45	\$266.20
SL91XX	Self-latching Sliding/Pocket Door Lock with Emergency Egress (please specify function)	\$284.00	\$290.90	\$304.65
9100BDL	Barn Door Lock for Sliding Door Applications, 6" Backsets, (other backsets to be priced on application)	\$367.65	\$374.50	\$388.25
9500VR	Vertical Rod Lock for Sliding Door Applications, variable backsets	\$815.35	\$822.25	\$836.00



SL-1700SDL Narrow Backset Self-Latching Mortise Lock for Sliding Doors

HOW TO SPECIFY:

FUNCTION. 118. TRIM. FINISH. HAND. DOORTHICKNESS

EXAMPLE:

SL-1759SDL. 118. 19L/1R. US26D. RH. 134


Specify trim manufacturer, spindle size or Accurate trim options.

Locks only, no cylinders or trim included.


		FINISH GROUP 1 US4, US4NL, US32D, US26D	FINISH GROUP 2 US3, US3NL, US26, US32, US9, US10, US10B, US14, US15, US19	SPECIAL ARCHITECTURAL FINISHES BN, BB, TN, TB, DURO, ESN, US15A, US5, US19LL
SL-1725SDL	Passage	Price on Application		
SL-1758SDL	Institution or Asylum			
SL-1759SDL	Storeroom or Closet			



**GLASS
DOORS**



74	G87 + GO87 Series Glass Patch Hardware Sets
75	G16/GO16 Series Glass Patch Hardware Sets
75	G17/GO17 Series Glass Patch Hardware Sets
76	GR86 Series Rabbeted Glass Patch Hardware Sets
77	GR87 Series Rabbeted Glass Patch Hardware Sets
78	GS87 Series Glass Patch Hardware Sets
78	G2002 Pocket Door Glass Patch
79	G-CYL Series Glass Patch Cylindrical Locks
80	G-ML Series Glass Patch Mortise Locks
80	G-ML-CRL Series Glass Patch
81	Glass Patch Strike Options



74

+

G87 + GO87 Series Glass Patch Hardware Sets

COMPLETE SET

HOW TO SPECIFY:

FUNCTION. BACKSET. TRIM. FINISH. HAND. DOORTHICKNESS

EXAMPLE:

G8724. 2. 72L. US28. LH. 1/2

G87 for swing door applications. 2" backset standard.

G087 for offset swing door applications, 2" backset standard.

Glass Patch Sets fit standard 1/2" thick glass doors, other door thicknesses available, special order.

Set will come standard with 72L levers.

Includes lock body, patch assembly, levers and ASA strike (unless specified otherwise). For more strike options, see page 81.

			FINISHES US28, ESN, US19
G8700ADL	G08700ADL	Active Dummy Lock	\$748.50
G8701	G08701	Deadlock (Single Cylinder)	\$676.80
G8702	G08702	Deadlock (Double Cylinder)	
G8703	G08703	Deadlock (Cylinder x T-turn)	\$712.60
G8704	G08704	Deadlock (T-turn Inside Only)	
G8705	G08705	Deadlock (ER x T-turn)	\$748.50
G8722	G08722	Store Door Lock	\$885.05
G8724	G08724	Dormitory/Entrance/Storeroom	
G8725	G08725	Passage	\$820.50
G8739	G08739	Privacy x ER	\$885.05
G8742	G08742	Entry/Public Restroom	
G8745	G08745	Classroom	
G8748	G08748	Entrance	
G8749	G08749	Entrance	
G8756	G08756	Entrance/Office	
G8759	G08759	Storeroom/Closet	

SPECIAL 10% DISCOUNT FOR ORDERS OF 10 OR MORE

Other Accurate Trim Options Available, Upcharge \$40.00. See page 87.
Other Door Thicknesses and Custom Finishes Available, Price on Application.

G87
(Centered Patch)

G087
(Offset Patch)

2023 NET PRICES | P: 203.348.8865 | F: 203.348.5234 | E: sales@accuratelockandhardware.com | W: accuratelockandhardware.com | MINIMUM ORDER OF \$150



G16/GO16 Series Glass Patch Hardware Sets

COMPLETE SET

HOW TO SPECIFY:

FUNCTION. BACKSET. TRIM. FINISH. HAND. DOORTHICKNESS

EXAMPLE:

G1602. 118. 29L. US28. RH. 1/2

G16 for swinging doors, 1-1/8" backset standard.

G016 for offset swinging doors, 1-1/8" backset standard.

Glass Patch Sets fit standard 1/2" thick glass doors, other door thicknesses available, special order.

Set will come standard with 29L levers.

Includes lock body, patch assembly, levers and ASA strike (unless specified otherwise). For more strike options, see page 81.

			FINISHES US28, ESN, US19
G1601	G01601	Deadlock (Single Cylinder)	\$676.80
G1602	G01602	Deadlock (Double Cylinder)	
G1603	G01603	Deadlock (Cylinder x T-turn)	\$682.95
G1604	G01604	Deadlock (T-turn Inside Only)	



G17/GO17 Series Glass Patch Hardware Sets

COMPLETE SET

HOW TO SPECIFY:

FUNCTION. BACKSET. TRIM. FINISH. HAND. DOORTHICKNESS

EXAMPLE:

G1725. 118. 29L. US28. RH. 1/2

G17 for swinging doors, 1-1/8" backset standard.

G017 for offset swinging doors, 1-1/8" backset standard.


Glass Patch Sets fit standard 1/2" thick glass doors, other door thicknesses available, special order.

Set will come standard with 29L levers.


Includes lock body, patch assembly, levers and ASA strike (unless specified otherwise). For more strike options, see page 81.

			FINISHES US28, ESN, US19
G1700ADL	G01700ADL	Active Dummy Lock	\$748.50
G1725	G01725	Passage	\$820.50
G1756	G01756	Entrance/Office	\$885.05
G1757	G01757	Entrance/Office	
G1758	G01758	Institution or Asylum	
G1759	G01759	Storeroom/Closet	

Other Accurate Trim Options Available, Upcharge \$40.00. See page 87.
Other Door Thicknesses and Custom Finishes Available, Price on Application.



G17
(Centered Patch)



G017
(Offset Patch)

SPECIAL 10% DISCOUNT FOR ORDERS OF 10 OR MORE



GR86 Series Rabbeted Glass Patch Hardware Sets

COMPLETE SET

HOW TO SPECIFY:

FUNCTION. BACKSET. TRIM. FINISH. HAND. DOORTHICKNESS

EXAMPLE:

GR8656. 112. 72L. US19. RH. 1/2

GR86 for offset glass applications.

1-1/2" backset standard.

Glass Patch Sets fit standard 1/2" thick glass doors. Other door thicknesses available, special order.

Set will come with 72L levers.

Includes lock body, patch assembly, and levers.

		FINISHES US28, ESN, US19
GR8624	Entrance	\$820.50
GR8625	Passage	
GR8639	Privacy	
GR8656	Entrance/Office	
GR8659	Storeroom/Closet	

SPECIAL 10% DISCOUNT FOR ORDERS OF 10 OR MORE

**Other Accurate Trim Options Available, Upcharge \$40.00. See page 87.
Other Door Thicknesses and Custom Finishes Available, Price on Application.**



FRONT



BACK



GR87 Series Rabbeted Glass Patch Hardware Sets

COMPLETE SET

HOW TO SPECIFY:

FUNCTION. BACKSET. TRIM. FINISH. HAND. DOORTHICKNESS

EXAMPLE:

GR8756. 112. 72L. US19. RH. 1/2

GR87 for offset glass applications.

1-1/2" backset standard.

Glass Patch Sets fit standard 1/2" thick glass doors. Other door thicknesses available, special order.

Set will come with 72L levers.

Includes lock body, patch assembly, and levers.

		FINISHES US28, ESN, US19
GR8701	Deadlock	\$820.50
GR8702	Deadlock	
GR8703	Deadlock	
GR8703	Deadlock	
GR8705	Deadlock	
GR8724	Entrance	
GR8725	Passage	
GR8739	Privacy	
GR8756	Entrance/Office	
GR8759	Storeroom/Closet	

SPECIAL 10% DISCOUNT FOR ORDERS OF 10 OR MORE

**Other Accurate Trim Options Available, Upcharge \$40.00. See page 87.
Other Door Thicknesses and Custom Finishes Available, Price on Application.**



FRONT



BACK



GS87 Series Glass Patch Hardware Sets

COMPLETE SET

HOW TO SPECIFY:

FUNCTION. BACKSET. TRIM. FINISH. HAND. DOORTHICKNESS

EXAMPLE:

GS87-3. 2. 72L. US28. RH. 1/2

GS87 for offset glass applications.

2" backset standard.

Glass Patch Sets fit standard 1/2" thick glass doors, other door thicknesses available, special order.

Set will come with 72L levers.

Includes lock body, patch assembly, levers and ASA strike (unless specified otherwise). For more strike options, see page 81.

		FINISHES US28, ESN, US19
GS87-3	Entry (Cylinder x T-turn)	\$884.30
GS87-3ST	Classroom Deadlock (Cylinder x T-turn, can only be locked with key outside)	
GS87-5	Privacy (ER x T-turn)	
GS87-5i	Privacy with Indicator (ERi x T-turn)	



G2002 Pocket Door Glass Patch

		FINISHES US28, ESN, US19
G2002-1	Single Cylinder	Price on Application
G2002-2	Double Cylinder	
G2002-3	Entry	
G2002-4	Patio	
G2002-5	Privacy	

SPECIAL 10% DISCOUNT FOR ORDERS OF 10 OR MORE

**Other Accurate Trim Options Available, Upcharge \$40.00. See page 87.
Other Door Thicknesses and Custom Finishes Available, Price on Application.**





G-CYL Series Glass Patch | Cylindrical Locks

HOW TO SPECIFY:

FUNCTION. BACKSET. FINISH. HAND. DOORTHICKNESS

EXAMPLE:

G-CYL. 234. ESN. RH. 1/2

G-CYL for swinging door applications.

Patch only, lock not included.

2-3/4" backset standard.

Glass Patch Sets fit standard 1/2" thick glass doors, other door thicknesses available, special order.

For strike options, see page 81.

		FINISHES US28, ESN, US19
G-CYL	Cylindrical Lock Patch Kit	\$339.05
G-CYL-NDE	Cylindrical Lock Patch Kit for Schlage NDE Series Wifi Lock	\$393.65

Other Door Thicknesses and Custom Finishes, Price on Application.

For Other Manufacturers' Cylindrical Locks, Please Call for Assistance.



G-CYL



G-CYL-NDE



G-ML Series Glass Patch | Mortise Locks

HOW TO SPECIFY:

FUNCTION. BACKSET. FINISH. HAND. DOORTHICKNESS

EXAMPLE:

G-ML. 234. ESN. LH. 1/2



G-ML for swinging door applications.

Patch only (6" x 10"), lock not included. Other options price on application.

Specify mortise lock manufacturer, function and trim type (sectional or escutcheon).

2-3/4" backset standard.

Glass Patch Sets fit standard 1/2" thick glass doors, other door thicknesses available, special order.

For strike options, see below.

		FINISHES US28, ESN, US19
G-ML	Mortise Lock Patch Kit (6" x 10")	\$470.60
G-ML-LE	Mortise Lock Patch Kit for Schlage LE Series Wifi Lock	\$520.35

SPECIAL 10% DISCOUNT FOR ORDERS OF 10 OR MORE

Other Door Thicknesses Available, Price on Application.



G-ML-CRL Series Glass Patch

NEW PRODUCT

HOW TO SPECIFY:

MODEL. BACKSET. LOCKSERIES. FINISH. HAND. DOORTHICKNESS. STRIKE OPTION

EXAMPLE:

G-ML-CRL. 234. ML2060. US19. RH. 1/2. G-ML-CRL-GPS



Designed to retrofit CR Laurence centered on glass patch kits.

Patch only (6" x 10"), lock not included. Other options price on application.

2-3/4" backset standard for 1/2" thick tempered glass.

For strike options, see page 81.


		FINISHES US28, ESN, US19
G-ML-CRL	Mortise Lock Patch Kit (6"x10")	\$470.20




Glass Patch Kit | Strike Options

		FINISHES US28, ESN, US19
G87-GPS	Glass Patch Strike for G87 or G087	\$339.05
G17-GPS	Glass Patch Strike for G17	
GS87-GPS	Glass Patch Strike for GS87	
G2002-GPS	Glass Patch Strike for G2002	Price on Application
GS87-DWSTK	Drywall Strike for GS87	\$194.50
GS87-DWSTK-DP	Drywall Strike, Dust Proof Style for GS87	\$292.15
G-CYL-GPS	Glass Patch Strike for G-CYL	\$339.05
G-CYL-GPS-E	Glass Patch for G-CYL Electric Strike (by others)	\$375.45
G-CYL-NDE-GPS	Glass Patch Strike for G-CYL-NDE	\$411.85
G-ML-GPS	Glass Patch Strike for G-ML	\$440.20
G-ML-CRL-GPS	Glass Patch Strike for G-ML-CRL	
G-ML-GPS-E	Glass Patch Strike for G-ML Electric Strike (by others)	\$506.60


PLEASE CONTACT US FOR YOUR SPECIFIC REQUIREMENTS.



TRIM







82	Flush Pulls Exposed Fasteners
82	Flush Pulls Concealed Fasteners
83	Privacy Flush Pulls Exposed Fasteners
83	Privacy Flush Pulls Concealed Fasteners
84	Drop Ring Pulls
85-86	Edge Pulls
87	Levers
88	Roses + Escutcheons
89-90	Accessories
91	Cylinders
91	Stock Thumb Turn Mortise Cylinders
92	Stock Rim Cylinders
92	Cylinder Collars

















Flush Pulls | Exposed Fasteners

		FINISH GROUP 1T US4, US4NL, US26D	FINISH GROUP 2T US3, US3NL, US26, US10B, US14, US15, US19	SPECIAL ARCHITECTURAL FINISHES BN, BB, TN, TB, DURO, ESN, US15A, US5, US19LL
FE7001	 7" Rectangular Flush Pull, Exposed Screws	\$116.05	\$120.45	\$133.65
FE7002	 7" Obround Flush Pull, Exposed Screws			
FE5001	 5" Rectangular Flush Pull, Exposed Screws	\$94.45	\$99.05	\$112.15
FE5002	 5" Obround Flush Pull, Exposed Screws			





Flush Pulls | Concealed Fasteners

		FINISH GROUP 1T US4, US4NL, US26D	FINISH GROUP 2T US3, US3NL, US26, US10B, US14, US15, US19	SPECIAL ARCHITECTURAL FINISHES BN, BB, TN, TB, DURO, ESN, US15A, US5, US19LL
FC7001	 7" Rectangular Flush Pull, Concealed Screws	\$116.05	\$120.45	\$133.65
FC7002	 7" Obround Flush Pull, Concealed Screws			
FC5001	 5" Rectangular Flush Pull, Concealed Screws	\$94.75	\$99.05	\$112.15
FC5002	 5" Obround Flush Pull, Concealed Screws			
FC5005	 5" Oval Flush Pull, Concealed Screws	\$118.35	\$122.85	\$135.95
FC5007	 5" Rectangular Flush Pull, Concealed Screws	\$57.05	\$61.35	\$74.55
FC3003	 3" Square Flush Pull, Concealed Screws	\$94.85	\$99.15	\$112.25
FC3004	 3" Round Flush Pull, Concealed Screws			
FC3005	 3" Oval Flush Pull, Concealed Screws	\$106.55	\$110.95	\$124.05
FC3127	 3-1/2" Rectangular Flush Pull, Concealed Screws	\$53.55	\$57.95	\$71.05
FC2143	 2-1/4" Square. Flush Pull, Concealed Screws	\$64.05	\$68.45	\$81.55
FC2144	 2-1/4" Round Flush Pull, Concealed Screws			





Privacy Flush Pulls | Exposed Fasteners

		FINISH GROUP 1T US4, US4NL, US26D	FINISH GROUP 2T US3, US3NL, US26, US10B, US14, US15, US19	SPECIAL ARCHITECTURAL FINISHES BN, BB, TN, TB, DURO, ESN, US15A, US5, US19LL
FE9006E 	9" Rectangular Flush Pull with ER	\$192.65	\$197.15	\$204.85
FE9006T 	9" Rectangular Flush Pull with T-turn			






Privacy Flush Pulls | Concealed Fasteners

		FINISH GROUP 1T US4, US4NL, US26D	FINISH GROUP 2T US3, US3NL, US26, US10B, US14, US15, US19	SPECIAL ARCHITECTURAL FINISHES BN, BB, TN, TB, DURO, ESN, US15A, US5, US19LL
FC7346E 	7-3/4" Rectangular Flush Pull with ER	\$210.45	\$214.75	\$227.85
FC7346T 	7-3/4" Rectangular Flush Pull with T-turn			

US32D or US32 stainless flush pulls are available on special order. Pricing based on application.



Drop Ring Pulls


		FINISH GROUP 1T US4, US4NL, US26D	FINISH GROUP 2T US3, US3NL, US26, US10B, US14, US15, US19	SPECIAL ARCHITECTURAL FINISHES BN, BB, TN, TB, DURO, ESN, US15A, US5, US19LL
22DR		\$315.00		
23DR				
24DR				

Compatible with mortise locks in place of knobs.
Surface mounted or custom through-bolted options available.
Please call for assistance.





Edge Pulls


Please call for assistance with custom sizes.


E Series			FINISH GROUP 1T US4, US4NL, US26D	FINISH GROUP 2T US3, US3NL, US26, US10B, US14, US15, US19	SPECIAL ARCHITECTURAL FINISHES BN, BB, TN, TB, DURO, ESN, US15A, US5, US19LL
E2121	Edge Pull 2-1/2" x 1-1/2"	\$31.15	\$36.05	\$50.65	
E2122	Edge Pull 2-1/2" x 2"				
E5001	Edge Pull 5" x 1-1/2"				
E5002	Edge Pull 5" x 2"				

EA Series			FINISH GROUP 1T US4, US4NL, US26D	FINISH GROUP 2T US3, US3NL, US26, US10B, US14, US15, US19	SPECIAL ARCHITECTURAL FINISHES BN, BB, TN, TB, DURO, ESN, US15A, US5, US19LL
EA4015	Edge Pull 4" x 1-1/2"	\$44.35	\$49.25	\$63.85	
EA4020	Edge Pull 4" x 2"				

EJ Series			FINISH GROUP 1T US4, US4NL, US26D	FINISH GROUP 2T US3, US3NL, US26, US10B, US14, US15, US19	SPECIAL ARCHITECTURAL FINISHES BN, BB, TN, TB, DURO, ESN, US15A, US5, US19LL
EJ4001	Edge Pull 4" x 2-3/8"	\$44.35	\$49.25	\$63.85	
EJ4002	Edge Pull 4" x 2-7/8"				
EJ4003	Edge Pull 4" x 2"				
EJ4004	Edge Pull 4" x 1-5/8"				
EJ4005	Edge Pull 4" x 1-3/8"				









ES Series 		FINISH GROUP 1T US4, US4NL, US26D	FINISH GROUP 2T US3, US3NL, US26, US10B, US14, US15, US19	SPECIAL ARCHITECTURAL FINISHES BN, BB, TN, TB, DURO, ESN, US15A, US5, US19LL
ES4001	Edge Pull 4" x 2-3/4"	\$75.05	\$81.95	\$96.55
ES4002	Edge Pull 4" x 3-1/4"	\$89.15	\$94.05	\$108.85
ES4003	Edge Pull 4" x 2-3/8"	\$77.05	\$81.95	\$96.55
ES4004	Edge Pull 4" x 2"			
ES4005	Edge Pull 4" x 1-3/4"			

EAA Series 		FINISH GROUP 1T US4, US4NL, US26D	FINISH GROUP 2T US3, US3NL, US26, US10B, US14, US15, US19	SPECIAL ARCHITECTURAL FINISHES BN, BB, TN, TB, DURO, ESN, US15A, US5, US19LL
EAA4001	Edge Pull 4" x 2-1/2"	\$64.95	\$69.85	\$84.45
EAA6001	Edge Pull 6" x 2-1/2"			
EAA4002	Edge Pull 4" x 3"	\$77.05	\$81.95	\$96.55
EAA6002	Edge Pull 6" x 3"			

ESA Series 		FINISH GROUP 1T US4, US4NL, US26D	FINISH GROUP 2T US3, US3NL, US26, US10B, US14, US15, US19	SPECIAL ARCHITECTURAL FINISHES BN, BB, TN, TB, DURO, ESN, US15A, US5, US19LL
ESA4001	Edge Pull 4" x 2-3/4"	\$77.05	\$81.95	\$96.55
ESA6001	Edge Pull 6" x 2-3/4"			
ESA4002	Edge Pull 4" x 3-1/4"	\$89.15	\$94.05	\$108.65
ESA6002	Edge Pull 6" x 3-1/4"			



Levers

















		FINISH GROUP 1T US4, US4NL, US26D	FINISH GROUP 2T US3, US3NL, US26, US10B, US14, US15, US19	SPECIAL ARCHITECTURAL FINISHES BN, BB, TN, TB, DURO, ESN, US15A, US5, US19LL
17L	 Each 17L Lever	\$134.45	\$146.10	\$175.30
18L	 Each 18L Lever			
19L	 Each 19L Lever			
20L	 Each 20L Lever			
21L	 Each 21L Lever			
29L	 Each 29L Lever			
39L	 Each 39L Lever			
72L	 Each 72L Lever			

**For 1-3/4" thick doors, other door thicknesses available,
price on application.**



Roses + Escutcheons










For 1-3/4" thick doors, other door thicknesses available, price on application.

		FINISH GROUP 1T US4, US4NL, US26D	FINISH GROUP 2T US3, US3NL, US26, US10B, US14, US15, US19	SPECIAL ARCHITECTURAL FINISHES BN, BB, TN, TB, DURO, ESN, US15A, US5, US19LL
1R	 Each 1R Rose	\$42.50	\$45.50	\$60.75
2R	 Each 2R Rose			
4R	 Each 4R Rose			
1E-B	 Each 1E-B Blank Escutcheon Plate			
1E-BD	 Each 1E-BD Dummy Blank Escutcheon Plate			
1E-C	 Each 1E-C Escutcheon Plate with Cylinder Cutout			
1E-CD	 Each 1E-CD Dummy Escutcheon Plate with Cylinder Cutout	\$78.90	\$81.90	\$97.05
1E-T	 Each 1E-T Escutcheon Plate with GF1106 Thumb Turn			
1E-TD	 Each 1E-TD Dummy Escutcheon Plate with GF1106 Thumb Turn			
1E-E	 Each 1E-E Escutcheon Plate with Emergency Coin Release	\$55.20	\$58.25	\$73.40
1E-ED	 Each 1E-ED Dummy Escutcheon Plate with Emergency Coin Release			
1E-Oi	 Each 1E-Oi Escutcheon Plate with Occupancy Indicator	\$67.35	\$70.35	\$85.60
1E-OiD	 Each 1E-OiD Dummy Escutcheon Plate with Occupancy Indicator			
1E-ADA	 Each 1E-ADA Escutcheon Plate with 7200ADA Thumb Turn	\$102.45	\$105.45	\$120.60
1E-ADAD	 Each 1E-ADAD Dummy Escutcheon Plate with 7200ADA Thumb Turn			
1E-175B	 Each 1E-175B Narrow Escutcheon Plate designed for use with 1700/M1700E Narrow Backset Locks	\$42.50	\$45.50	\$60.75
1E-175C	Each 1E-175C Narrow Escutcheon Plate designed for use with 1700/M1700E Narrow Backset Locks			

Trim available for use with T2200. See page 27 for set price.



Accessories

		FINISH GROUP 1T US4, US4NL, US26D	FINISH GROUP 2T US3, US3NL, US26, US10B, US14, US15, US19	SPECIAL ARCHITECTURAL FINISHES BN, BB, TN, TB, DURO, ESN, US15A, US5, US19LL	
7200ADA		ADA Thumb turn	\$56.70	\$61.10	\$74.10
7200ER		Emergency Coin Release	\$51.10	\$55.40	\$68.40
7200ERi		Emergency Coin Release with Indicator	\$61.95	\$66.20	\$79.20
7200P		Pair of Back-to-Back Pulls	\$209.20	\$213.45	\$226.45
7200P-S		7200P Pull Handle for Single-Sided Mounting	\$131.20	\$135.45	\$148.45
7200P-10		7200P-10 Pair of Back-to-Back Pulls to pair with M8800ELR (10" minimum center-to-center)	\$240.20	\$245.10	\$260.05
7200P-S-10		7200P-S-10 Pull Handle for Single-Sided Mounting to pair with M8800ELR (10" minimum center-to-center)	\$150.40	\$155.30	\$170.30
SSD		Single Sided Through-Bolting Disc for use on single-side trim applications with Accurate mortise locks		\$35.00	
2001BSTK		Barn Door Strike (to oppose 2001 lock 1-3/4" door thickness, 3/8" to 1/2" gap, please specify)		\$235.00	



Accessories

		FINISH GROUP 1T US4, US4NL, US26D	FINISH GROUP 2T US3, US3NL, US26, US10B, US14, US15, US19	SPECIAL ARCHITECTURAL FINISHES BN, BB, TN, TB, DURO, ESN, US15A, US5, US19LL
04	 Transom Bolt	\$144.30	\$148.70	\$161.70
AL500EP	 Counter Balance Edge Pull			
84-1	 Angle Stop	\$31.25	\$35.60	\$48.50
8790	 Dust Proof Strike	\$140.85	\$145.25	\$158.25
GF1106	 Thumb Turn	\$35.85	\$40.10	\$53.10
7200Ci	 Occupancy Indicator	\$102.40	\$107.10	\$121.00
7200SCi	 Occupancy Indicator			
FE158-1	 1" Knife Edge Pull	\$40.10	\$44.65	\$58.15
FE158-¾	 ¾" Knife Edge Pull			
72000cc	7200 Occupancy Indicator/ADA Through-bolted Combo (for use with 7205 privacy deadlocks)	\$214.70	\$227.60	\$266.80
1129	1129 T-turn disc (internal part, no finish) Specify: 1129-9100/8800 1129-8500 1129-300	\$63.75		



Cylinders

Accurate offers **ILCO** mortise cylinders in the lengths and keyways listed below.
All cylinders are supplied with Accurate's clover leaf cam.
For recommended cylinder lengths, reference Support section.

	US3, US4, US26, US26D US32D, US5, US10B	OTHER FINISHES
C7124-KD ¾" Long, LOCKWOOD LA Keyway, KEYED DIFFERENT	\$35.35	Price on Application
C7124-KA ¾" Long, LOCKWOOD LA Keyway, KEYED ALIKE	\$48.45	
C7165-KD 1" Long, SCHLAGE C Keyway, KEYED DIFFERENT	\$35.35	
C7165-KA 1" Long, SCHLAGE C Keyway, KEYED ALIKE	\$48.45	
C7185-KD 1-½" Long, SCHLAGE C Keyway, KEYED DIFFERENT	\$35.35	
C7185-KA 1-½" Long, SCHLAGE C Keyway, KEYED ALIKE	\$48.45	
C7205-KD 1-¼" Long, SCHLAGE C Keyway, KEYED DIFFERENT	\$35.35	
C7205-KA 1-¼" Long, SCHLAGE C Keyway, KEYED ALIKE	\$48.45	
C7225-KD 1-¾" Long, SCHLAGE C Keyway, KEYED DIFFERENT	\$164.55	
C7225-KA 1-¾" Long, SCHLAGE C Keyway, KEYED ALIKE		
C7245-KD 1-½" Long, SCHLAGE C Keyway, KEYED DIFFERENT		
C7245-KA 1-½" Long, SCHLAGE C Keyway, KEYED ALIKE		
C7265-KD 1-⅝" Long, SCHLAGE C Keyway, KEYED DIFFERENT		
C7265-KA 1-⅝" Long, SCHLAGE C Keyway, KEYED ALIKE		
C7285-KD 1-¾" Long, SCHLAGE C Keyway, KEYED DIFFERENT		
C7285-KA 1-¾" Long, SCHLAGE C Keyway, KEYED ALIKE		
C7305-KD 1-⅞" Long, SCHLAGE C Keyway, KEYED DIFFERENT		
C7305-KA 1-⅞" Long, SCHLAGE C Keyway, KEYED ALIKE		
C7325-KD 2" Long, SCHLAGE C Keyway, KEYED DIFFERENT		
C7325-KA 2" Long, SCHLAGE C Keyway, KEYED ALIKE		



Stock Thumb Turn Mortise Cylinders

	US3, US4, US26, US26D US32D, US5, US10B	OTHER FINISHES
C7161 1" Long	\$48.45	Price on Application
C7181 1-¾" Long		



Stock Rim Cylinders


	US3, US4, US26, US26D US32D, US5, US10B	OTHER FINISHES
C7076 6-pin Cylinder	\$48.45	Price on Application




Cylinder Collars

	US3, US4, US26, US26D US32D, US5, US10B	OTHER FINISHES
2002C.138	\$23.45	Price on Application
2002C.134		


OTHER FINISHES PRICE ON APPLICATION



**THOM FILICIA
FOR ACCURATE**



93	Granby Collection
94	Henderson Collection
95	Aurora Collection
96	Carrera Collection
97	Aurora Pocket Door Flush Pulls
98	Finials





Granby Collection

COMPLETE SET

HOW TO SPECIFY:

TF. COLLECTION. ROSE/ESCUTCHEON. LOCK. BACKSET. FINISH. HAND. DOORTHICKNESS

EXAMPLE:

GRANBY KNOB | CONVEX ROUND ROSE | ENTRY SET

TF. GK. R-CVR. 9139. 234. TB. RH. 134

GRANBY LEVER | CONCAVE ROUND ROSE | INTERIOR PRIVACY SET

TF. GL. R-CCR. 9539. 212. US14. LH. 134

		TF FINISH GROUP 1 BB, US19LL.M			
Trim Code	Trim Styles	9100 Mortise Entry/Privacy Set	9100 Mortise Passage Set	9500/9800 Mortise Interior Privacy Set	9500/9800 Mortise Interior Passage Set
GK	Granby Knob	\$535.00	\$495.00	\$435.00	\$370.00
GL	Granby Lever				

		TF FINISH GROUP 2 TB, US3NL, US4, US4NL, US14, TN, US15A, US19			
Trim Code	Trim Styles	9100 Mortise Entry/Privacy Set	9100 Mortise Passage Set	9500/9800 Mortise Interior Privacy Set	9500/9800 Mortise Interior Passage Set
GK	Granby Knob	\$585.00	\$545.00	\$870.00	\$805.00
GL	Granby Lever				



CLASSIC KNOB
GK

Shown in US19LL.M



CLASSIC LEVER
GL

Shown in TB

**Entry sets supplied with 9167 mortise lock.
Available as a tubular set, price upon application.**



Henderson Collection

COMPLETE SET

HOW TO SPECIFY:

TF. COLLECTION. ROSE/ESCUTCHEON. LOCK. BACKSET. FINISH. HAND. DOORTHICKNESS

EXAMPLE:

HENDERSON SQUARE KNOB | CONVEX SQUARE ESCUTCHEON | ENTRY SET


TF. HSK. E-CS. 9148. 234. US15A. RH. 134

HENDERSON OCTAGONAL LEVER | CONVEX OCTAGONAL ROSE | INTERIOR PASSAGE SET

TF. HOL. R-COV. 9525. 212. US3NL. RH. 134

		TF FINISH GROUP 1 BB, US19LL.M			
Trim Code	Trim Styles	9100 Mortise Entry/Privacy Set	9100 Mortise Passage Set	9500/9800 Mortise Interior Privacy Set	9500/9800 Mortise Interior Passage Set
HSK	Square Knob	\$535.00	\$495.00	\$435.00	\$370.00
HRK	Round Knob				
HHK	Hex Knob				
HRL	Round Lever				
HOL	Octagonal Lever				

		TF FINISH GROUP 2 TB, US3NL, US4, US4NL, US14, TN, US15A, US19			
Trim Code	Trim Styles	9100 Mortise Entry/Privacy Set	9100 Mortise Passage Set	9500/9800 Mortise Interior Privacy Set	9500/9800 Mortise Interior Passage Set
HSK	Square Knob	\$585.00	\$545.00	\$485.00	\$420.00
HRK	Round Knob				
HHK	Hex Knob				
HRL	Round Lever				
HOL	Octagonal Lever				



**HEX KNOB
HHK**

Shown in US14



**OCTAGONAL LEVER
HRL**

Shown in US3NL

**Entry sets supplied with 9167 mortise lock.
Available as a tubular set, price upon application.**



Aurora Collection

COMPLETE SET

HOW TO SPECIFY:

TF. COLLECTION. ROSE/ESCUTCHEON. LOCK. BACKSET. FINISH. HAND. DOORTHICKNESS

EXAMPLE:

**AURORA OVAL KNOB WALLPAPER INLAY | CONVEX ROUND ESCUTCHEON | ENTRY SET
TF.AOK. I-W. E-CR. 9139. 234. US19LL.M/US3NL. LH. 134**

**AURORA RECTANGLE LEVER ETCHED INLAY | CONCAVE SQUARE ROSE | INTERIOR PASSAGE SET
TF.ARL. I-E. R-CCS. 9525. 212. BB/US3NL. RH. 134**

		TF FINISH GROUP 1 BB, US19LL.M			
Trim Code	Trim Styles	9100 Mortise Entry/Privacy Set	9100 Mortise Passage Set	9500/9800 Mortise Interior Privacy Set	9500/9800 Mortise Interior Passage Set
ARK	Round Knob	\$735.00	\$695.00	\$635.00	\$570.00
AOK	Oval Knob				
AHK	Hex Knob				
ARL	Rectangle Lever				
ATL	Tapered Lever				

		TF FINISH GROUP 2 TB, US3NL, US4, US4NL, US14, TN, US15A, US19			
Trim Code	Trim Styles	9100 Mortise Entry/Privacy Set	9100 Mortise Passage Set	9500/9800 Mortise Interior Privacy Set	9500/9800 Mortise Interior Passage Set
ARK	Round Knob	\$785.00	\$745.00	\$685.00	\$620.00
AOK	Oval Knob				
AHK	Hex Knob				
ARL	Rectangle Lever				
ATL	Tapered Lever				



**ROUND KNOB
ARK**

Shown in US19LL.M with US3NL Etched Inlay



**TAPERED LEVER
ATL**

Shown in US19LL.M

**Entry sets supplied with 9167 mortise lock.
Available as a tubular set, price upon application.**



Carrera Collection

COMPLETE SET

PREMIUM

HOW TO SPECIFY:

TF. COLLECTION. ROSE/ESCUTCHEON. LOCK. BACKSET. FINISH. HAND. DOORTHICKNESS

EXAMPLE:

CARRERA KNOB | CONVEX SQUARE ESCUTCHEON | ENTRY SET
TF. CK. E-CS. 9145. 212. BB. LH. 134

CARRERA LEVER | CONVEX SQUARE ROSE | INTERIOR PRIVACY SET
TF. CL. R-CVS. 9539. 212. US4. LH. 134

		TF FINISH GROUP 1 BB, US19LL.M			
Trim Code	Trim Styles	9100 Mortise Entry/Privacy Set	9100 Mortise Passage Set	9500/9800 Mortise Interior Privacy Set	9500/9800 Mortise Interior Passage Set
CK	Carrera Knob	\$870.00	\$830.00	\$770.00	\$705.00
CL	Carrera Lever				

		TF FINISH GROUP 2 TB, US3NL, US4, US4NL, US14, TN, US15A, US19			
Trim Code	Trim Styles	9100 Mortise Entry/Privacy Set	9100 Mortise Passage Set	9500/9800 Mortise Interior Privacy Set	9500/9800 Mortise Interior Passage Set
CK	Carrera Knob	\$920.00	\$880.00	\$820.00	\$755.00
CL	Carrera Lever				



CARRERA KNOB
CK

Shown in US3NL



CARRERA LEVER
CL

Shown in BB

Entry sets supplied with 9167 mortise lock.
Available as a tubular set, price upon application.



Aurora Pocket Door Flush Pulls

HOW TO SPECIFY:

TF.IS2002. **FINISH.**

EXAMPLE:

AURORA INVISI-MOUNT BLANK FLUSH PULL

TF.IS2002B. **BB.**

		TF FINISH GROUP 1 BB, US19LL.M	TF FINISH GROUP 2 TB, US3NL, US4, US4NL, US14, TN, US15A, US19
Code	Style		
TF.IS2002B	Blank - Rectangular Flush Pull with Etched Inlay	\$154.40	\$204.40
TF.IS2002C	Cylinder - Rectangular Flush Pull with Etched Inlay		
TF.IS2002E	Emergency Release - Rectangular Flush Pull with Etched Inlay	\$168.85	\$218.85
TF.IS2002T	Thumb Turn - Rectangular Flush Pull with Etched Inlay	\$172.40	\$222.40



RECTANGULAR PULL

Shown in US3NL with Etched Inlay



RECTANGULAR PULL

Shown in US19LL.M with Etched Inlay

Furnished standard as an Invisi-Mount flush pull.



Finials

HOW TO SPECIFY:

TF. COLLECTION. FINISH. HINGE.

EXAMPLE:

CARRERA FINIAL

TF. CF. BB. MERIT 4X4.

RECOMMENDED FOR USE WITH MERIT HINGES (4x4).

Contact us for assistance with other brands/sizes.

		TF FINISH GROUP 1 BB, US19LL.M	TF FINISH GROUP 2 TB, US3NL, US4, US4NL, US14, TN, US15A, US19
Finial Code	Finial Styles		
GF	Granby Pair of Finials	\$34.00	\$84.00
HF	Henderson Pair of Finials		
CF	Carrera Pair of Finials		



GRANBY FINIAL
GF

Shown in US19LL.M



HENDERSON FINIAL
HF

Shown in US19




CARRERA FINIAL
CF


Shown in US4



**PIVOT +
HARMON HINGES**



99	Light Duty Pivot Hinges
100-101	Offset Pivot Hinges
102	Intermediate Pivots
102	Concealed Harmon Hinges
103	Harmon Hinges
103	Harmon Hinges- Stainless Steel





Light Duty Pivot Hinges

HOW TO SPECIFY:

PARTNUMBER.FINISH

EXAMPLE:

AP438.US4

Light Duty Pivots for Doors up to 1-3/4" Thick (4 Members)

AP34.US15

Stud Only

AP438S.US15

Light Duty Pivots with Stud for Doors up to 1-3/4" Door

		FINISH GROUP 1T US4, US4NL, US26D	FINISH GROUP 2T US3, US3NL, US26, US10B, US14, US15, US19	SPECIAL ARCHITECTURAL FINISHES BN, BB, TN, TB, DURO, ESN, US15A, US5, US19LL
AP438	4-3/8" x 1-7/8" x 3/8" Pivot Set (4 Members)	\$133.80	\$144.80	\$155.80
AP34	3/4" Stud	\$25.50	\$31.00	\$36.50
AP438S Set	AP438 Top Jamb, Top Door, Bottom Door and AP34 Stud	\$127.40	\$138.70	\$149.75



RMS Rapid Make + Ship Program:

Ship in 3 days | Specify RMS.AP438 or RMS.AP34 | US3NL + US15 Finishes

Add 20% to unit cost | Shipping + Handling are additional | Limit 10 Per Order

AP438 Set

AP34





Offset Pivot Hinges

HOW TO SPECIFY:

MEMBERS. MATERIAL THICKNESS. FINISH. HAND. DOOR THICKNESS.

EXAMPLE:

T1, D1, D1, F4. $\frac{3}{8}$ " **US10B. LH. 134**

T5, D1, D1, B3. $\frac{1}{2}$ " **BN. RH. 134**

Common pivot sets.

Pricing is for one set = 4 members (hangs one door).

$\frac{1}{4}$ " – $\frac{3}{4}$ " offset for $\frac{3}{8}$ " member thickness.

$\frac{3}{8}$ " – $\frac{3}{4}$ " offset for $\frac{1}{2}$ " member thickness.

Custom offsets available, price on application.

			FINISH GROUP 1T US4, US4NL, US26D		FINISH GROUP 2T US3, US3NL, US26, US10B, US14, US15, US19		SPECIAL ARCHITECTURAL FINISHES BN, BB, TN, TB, DURO, ESN, US15A, US5, US19LL	
Top Pair	Bottom Pair	Examples	$\frac{3}{8}$ " Thick	$\frac{1}{2}$ " Thick	$\frac{3}{8}$ " Thick	$\frac{1}{2}$ " Thick	$\frac{3}{8}$ " Thick	$\frac{1}{2}$ " Thick
T1, D1	D1, B1	T1, D1, D1, B1	\$249.65	\$262.75	\$262.75	\$275.65	\$275.65	\$288.65
T1, D2	D2, B1	T1, D1, D2, B1						
T1, D3	D3, B1	T1, D1, D3, B1						
T1, D4	D4, B1	T1, D1, D4, B1						
		T1, D2, D1, B1						
	Note: Ok to substitute B1 with F1, F2, F3 or F4							
T2, D1	D1, F1	T2, D1, D1, F1						
T2, D2	D2, F2	T2, D1, D2, F2						
T2, D3	D3, F3	T2, D1, D3, F3						
T2, D4	D4, F4	T2, D1, D4, F4						
T3, D1	D1, B4	T3, D1, D1, B4						
T3, D2	D2, B4	T3, D1, D2, B4						
T3, D3	D3, B4	T3, D1, D3, B4						
T3, D4	D4, B4	T3, D1, D4, B4						
	Note: Ok to substitute B4 with F1, F2, F3 or F4							
T4, D1	D1, B2	T4, D1, D1, B2						
T4, D2	D2, B2	T4, D1, D2, B2						
T4, D3	D3, B2	T4, D1, D3, B2						
T4, D4	D4, B2	T4, D1, D4, B2						
	Note: Ok to substitute B2 with F1, F2, F3 or F4							
T5, D1	D1, B3	T5, D1, D1, B3						
T5, D2	D2, B3	T5, D1, D2, B3						
T5, D3	D3, B3	T5, D1, D3, B3						
T5, D4	D4, B3	T5, D1, D4, B3						
	Note: Ok to substitute B3 with F1, F2, F3 or F4							

SPECIAL 10% DISCOUNT FOR ORDERS OF 10 OR MORE

ALL PIVOTS CAN BE ORDERED IN STAINLESS STEEL MATERIAL. For US32 Polished Stainless, add \$320 to Finish Group 2T (per door). For US32D Stainless Steel, add \$255 to Finish Group 2T (per door).



Offset Pivot Hinges - Common Configurations


T4, D3, D3, B2



T1, D2, D2, B4



T5, D4, D4, B3



T1, D1, D1, B1





Intermediate Pivots

HOW TO SPECIFY:

MEMBERS. MATERIAL THICKNESS. HAND. FINISH. DOOR THICKNESS.

EXAMPLE:

iT4, iD4. 1/2. LH. US10B. 134

iT4, iD3. 3/8. RH. BN. 134

Recommended for doors 8' 6" and over.

1/4" – 3/4" offset for 3/8" member thickness.

3/8" – 3/4" offset for 1/2" member thickness.

Custom offsets available, price on application.

	FINISH GROUP 1T US4, US4NL, US26D		FINISH GROUP 2T US3, US3NL, US26, US10B, US14, US15, US19		SPECIAL ARCHITECTURAL FINISHES BN, BB, TN, TB, DURO, ESN, US15A, US5, US19LL	
	3/8" Thick	1/2" Thick	3/8" Thick	1/2" Thick	3/8" Thick	1/2" Thick
iT4, iD3 Intermediate Pivot Set	\$150.05	\$163.05	\$163.05	\$176.05	\$176.05	\$189.05
iT4, iD4 Intermediate Pivot Set						
iT5, iD3 Intermediate Pivot Set						
iT5, iD4 Intermediate Pivot Set						

SPECIAL 10% DISCOUNT FOR ORDERS OF 10 OR MORE

ALL PIVOTS CAN BE ORDERED IN STAINLESS STEEL MATERIAL. For US32 Polished Stainless, add \$320 to Finish Group 2T (per door). For US32D Stainless Steel, add \$255 to Finish Group 2T (per door).



Concealed Harmon Hinges

Other door thicknesses, price on application.

		FINISH GROUP 1T US4, US4NL, US26D	FINISH GROUP 2T US3, US3NL, US26, US10B, US14, US15, US19	SPECIAL ARCHITECTURAL FINISHES BN, BB, TN, TB, DURO, ESN, US15A, US5, US19LL
CHARMON 138	1-3/8" Thick Doors, CONCEALED	\$501.45	\$537.15	\$572.85
CHARMON 134	1-3/4" Thick Doors, CONCEALED			
CHARMON 200	2" Thick Doors, CONCEALED			
CHARMON 214	2-1/4" Thick Doors, CONCEALED			



Harmon Hinges

Other door thicknesses, price on application.

		FINISH GROUP 1T US4, US4NL, US26D	FINISH GROUP 2T US3, US3NL, US26, US10B, US14, US15, US19	SPECIAL ARCHITECTURAL FINISHES BN, BB, TN, TB, DURO, ESN, US15A, US5, US19LL
HARMON 138	1-3/8" Thick Doors	\$313.25	\$348.95	\$384.75
HARMON 134	1-3/4" Thick Doors			
HARMON 200	2" Thick Doors			
HARMON 214	2-1/4" Thick Doors			

RMS Rapid Make + Ship Program:
 Ship in 3 days | Specify RMS.HARMON134 | US3NL + US15 Finishes
 Add 20% to unit cost | Shipping + Handling are additional | Limit 12 Per Order




Harmon Hinges - Stainless Steel

Other door thicknesses, price on application.


		STAINLESS STEEL
HARMON 138	1-3/8" Thick Doors	\$889.60
HARMON 134	1-3/4" Thick Doors	
HARMON 200	2" Thick Doors	
HARMON 214	2-1/4" Thick Doors	



STRIKES



104	Special Strikes
104	Drywall Strikes
104	Wraps, Cover Plates + Custom Plates
105	Double Lipped Strikes Center Hung Doors
105	Double Lipped Strikes Offset Hung Doors
106	Double Lipped Strikes HD Emergency Stop Center Hung Doors
106	Double Lipped Strikes HD Emergency Stop Offset Hung Doors
107	Double Lipped Strikes Keyed HD Emergency Stop Center Hung Doors
107	Double Lipped Strikes Keyed HD Emergency Stop Offset Hung Doors





Special Strikes

Various types of strikes may be combined to arrive at unit prices. 48-hour shipping available in most cases.

	FINISH GROUP 1 US4, US4NL, US32D, US26D	FINISH GROUP 2 US3, US3NL, US26, US32, US9, US10, US10B, US14, US15, US19	SPECIAL ARCHITECTURAL FINISHES BN, BB, TN, TB, DURO, ESN, US15A, US5, US19LL
1 - 4 (minimum charge)	\$150.00		
5 - 12	\$31.00	\$32.75	\$45.85
13 - 49	\$23.85	\$24.95	\$38.05
50 - 99	\$22.75	\$23.85	\$36.95
100 - 199	\$21.65	\$22.75	\$35.85
200 - 499	\$20.65	\$21.75	\$34.75
500 or more	Price on Application		

PRICES WILL APPLY IN MOST CASES. FOR DEFINITE QUOTES, PLEASE SEND DESCRIPTION, DRAWING OR SAMPLE.



Drywall Strikes

	FINISH GROUP 1 US4, US4NL, US32D, US26D	FINISH GROUP 2 US3, US3NL, US26, US32, US9, US10, US10B, US14, US15, US19	SPECIAL ARCHITECTURAL FINISHES BN, BB, TN, TB, DURO, ESN, US15A, US5, US19LL
Drywall Strikes (DWSTK)	\$194.45	\$206.55	\$218.65
Drywall Strikes, Dust Proof Style (DWSTK-DP)	\$292.05	\$304.15	\$328.45



Wraps, Cover Plates + Custom Plates

Various types of strikes may be combined to arrive at unit prices. 48-hour shipping available in most cases.

	FINISH GROUP 1 US4, US4NL, US32D, US26D	FINISH GROUP 2 US3, US3NL, US26, US32, US9, US10, US10B, US14, US15, US19	SPECIAL ARCHITECTURAL FINISHES BN, BB, TN, TB, DURO, ESN, US15A, US5, US19LL
Wraps, Cover Plates and Custom Plates	Price on Application		

PRICES WILL APPLY IN MOST CASES. FOR DEFINITE QUOTES, PLEASE SEND DESCRIPTION, DRAWING OR SAMPLE.



Double Lipped Strikes | Center Hung Doors

		FINISH GROUP 1 US4, US4NL, US32D, US26D
ADL-C-1	4- ³ / ₄ " Jamb Width, for CENTER HUNG Doors	\$46.95
ADL-C-2	5- ⁵ / ₈ " Jamb Width, for CENTER HUNG Doors	
ADL-C-3	5- ³ / ₄ " Jamb Width, for CENTER HUNG Doors	
ADL-C-4	5- ⁷ / ₈ " Jamb Width, for CENTER HUNG Doors	
ADL-C-5	6- ¹ / ₄ " Jamb Width, for CENTER HUNG Doors	
ADL-C-6	6- ³ / ₄ " Jamb Width, for CENTER HUNG Doors	
ADL-C-7	7- ¹ / ₈ " Jamb Width, for CENTER HUNG Doors	\$100.65
ADL-C-8	7- ³ / ₄ " Jamb Width, for CENTER HUNG Doors	
ADL-C-9	8- ¹ / ₄ " Jamb Width, for CENTER HUNG Doors	
ADL-C-10	8- ³ / ₄ " Jamb Width, for CENTER HUNG Doors	
ADL-C-CUSTOM	Please Specify	Price on Application



Double Lipped Strikes | Offset Hung Doors

		FINISH GROUP 1 US4, US4NL, US32D, US26D
ADL-O-1	4- ³ / ₄ " Jamb Width, for OFFSET HUNG Doors	\$46.95
ADL-O-2	5- ⁵ / ₈ " Jamb Width, for OFFSET HUNG Doors	
ADL-O-3	5- ³ / ₄ " Jamb Width, for OFFSET HUNG Doors	
ADL-O-4	5- ⁷ / ₈ " Jamb Width, for OFFSET HUNG Doors	
ADL-O-5	6- ¹ / ₄ " Jamb Width, for OFFSET HUNG Doors	
ADL-O-6	6- ³ / ₄ " Jamb Width, for OFFSET HUNG Doors	
ADL-O-7	7- ¹ / ₈ " Jamb Width, for OFFSET HUNG Doors	\$100.65
ADL-O-8	7- ³ / ₄ " Jamb Width, for OFFSET HUNG Doors	
ADL-O-9	8- ¹ / ₄ " Jamb Width, for OFFSET HUNG Doors	
ADL-O-10	8- ³ / ₄ " Jamb Width, for OFFSET HUNG Doors	
ADL-O-CUSTOM	Please Specify	Price on Application

Other Finishes, Price on Application.



HD Double Lipped Strikes with Emergency Stop | Center Hung Doors

		FINISH GROUP 1 US4, US4NL, US32D, US26D
ADL-CE-1	4- ³ / ₄ " Jamb Width, for CENTER HUNG Doors	\$230.35
ADL-CE-2	5- ⁵ / ₈ " Jamb Width, for CENTER HUNG Doors	
ADL-CE-3	5- ³ / ₄ " Jamb Width, for CENTER HUNG Doors	
ADL-CE-4	5- ⁷ / ₈ " Jamb Width, for CENTER HUNG Doors	
ADL-CE-5	6- ¹ / ₄ " Jamb Width, for CENTER HUNG Doors	
ADL-CE-6	6- ³ / ₄ " Jamb Width, for CENTER HUNG Doors	
ADL-CE-7	7- ¹ / ₈ " Jamb Width, for CENTER HUNG Doors	
ADL-CE-8	7- ³ / ₄ " Jamb Width, for CENTER HUNG Doors	
ADL-CE-9	8- ¹ / ₄ " Jamb Width, for CENTER HUNG Doors	
ADL-CE-10	8- ³ / ₄ " Jamb Width, for CENTER HUNG Doors	
ADL-CE-CUSTOM	Please Specify	Price on Application

Add 10% for Previous (non-HD) Version



HD Double Lipped Strikes with Emergency Stop | Offset Hung Doors

		FINISH GROUP 1 US4, US4NL, US32D, US26D
ADL-OE-1	4- ³ / ₄ " Jamb Width, for OFFSET HUNG Doors	\$230.35
ADL-OE-2	5- ⁵ / ₈ " Jamb Width, for OFFSET HUNG Doors	
ADL-OE-3	5- ³ / ₄ " Jamb Width, for OFFSET HUNG Doors	
ADL-OE-4	5- ⁷ / ₈ " Jamb Width, for OFFSET HUNG Doors	
ADL-OE-5	6- ¹ / ₄ " Jamb Width, for OFFSET HUNG Doors	
ADL-OE-6	6- ³ / ₄ " Jamb Width, for OFFSET HUNG Doors	
ADL-OE-7	7- ¹ / ₈ " Jamb Width, for OFFSET HUNG Doors	
ADL-OE-8	7- ³ / ₄ " Jamb Width, for OFFSET HUNG Doors	
ADL-OE-9	8- ¹ / ₄ " Jamb Width, for OFFSET HUNG Doors	
ADL-OE-10	8- ³ / ₄ " Jamb width, for OFFSET HUNG doors	
ADL-OE-CUSTOM	Please Specify	Price on Application

Add 10% for Previous (non-HD) Version

Other Finishes, Price on Application.



HD Double Lipped Strikes with Keyed Emergency Stop | Center Hung Doors

		FINISH GROUP 1 US4, US4NL, US32D, US26D
ADL-CEK-1	4- ³ / ₄ " Jamb Width, for CENTER HUNG Doors	\$264.15
ADL-CEK-2	5- ⁵ / ₈ " Jamb Width, for CENTER HUNG Doors	
ADL-CEK-3	5- ³ / ₄ " Jamb Width, for CENTER HUNG Doors	
ADL-CEK-4	5- ⁷ / ₈ " Jamb Width, for CENTER HUNG Doors	
ADL-CEK-5	6- ¹ / ₄ " Jamb Width, for CENTER HUNG Doors	
ADL-CEK-6	6- ³ / ₄ " Jamb Width, for CENTER HUNG Doors	
ADL-CEK-7	7- ¹ / ₈ " Jamb Width, for CENTER HUNG Doors	
ADL-CEK-8	7- ³ / ₄ " Jamb Width, for CENTER HUNG Doors	
ADL-CEK-9	8- ¹ / ₄ " Jamb Width, for CENTER HUNG Doors	
ADL-CEK-10	8- ³ / ₄ " Jamb Width, for CENTER HUNG Doors	
ADL-CEK-CUSTOM	Please Specify	Price on Application

Add 10% for Previous (non-HD) Version



HD Double Lipped Strikes with Keyed Emergency Stop | Offset Hung Doors


		FINISH GROUP 1 US4, US4NL, US32D, US26D
ADL-OEK-1	4- ³ / ₄ " Jamb Width, for OFFSET HUNG Doors	\$264.15
ADL-OEK-2	5- ⁵ / ₈ " Jamb Width, for OFFSET HUNG Doors	
ADL-OEK-3	5- ³ / ₄ " Jamb Width, for OFFSET HUNG Doors	
ADL-OEK-4	5- ⁷ / ₈ " Jamb Width, for OFFSET HUNG Doors	
ADL-OEK-5	6- ¹ / ₄ " Jamb Width, for OFFSET HUNG Doors	
ADL-OEK-6	6- ³ / ₄ " Jamb Width, for OFFSET HUNG Doors	
ADL-OEK-7	7- ¹ / ₈ " Jamb Width, for OFFSET HUNG Doors	
ADL-OEK-8	7- ³ / ₄ " Jamb Width, for OFFSET HUNG Doors	
ADL-OEK-9	8- ¹ / ₄ " Jamb Width, for OFFSET HUNG Doors	
ADL-OEK-10	8- ³ / ₄ " Jamb Width, for OFFSET HUNG Doors	
ADL-OEK-CUSTOM	Please Specify	Price on Application

Add 10% for Previous (non-HD) Version


Other Finishes, Price on Application.



**INSTITUTIONAL
HARDWARE**



108	Institutional Hardware
108	Institutional Accessories
109	Detention Grade Lockset 2-Point Trim
110	Detention Grade Motor Drive Lockset 2-Point Trim
110	Detention Grade Motor Drive Lockset 2-Point Trim Special Options





Institutional Hardware

		FINISH GROUP 1T US4, US4NL, US26D		FINISH GROUP 2T US3, US3NL, US26, US10B, US14, US15, US19	SPECIAL ARCHITECTURAL FINISHES BN, BB, TN, TB, DURO, ESN, US15A, US5, US19LL
278	Lever Tumbler Deadlock (lock only)	1-11	\$1,155.75	Price on Application	
		12 or more	\$945.05		
278 Strike	Strike for 278		\$105.15		
278 Dust Box	Dust Box for 278		\$46.45		
GR7826	Keyed Escutcheon Plate		\$252.35		
2R78	Deadlock (lock only)	1-11	\$796.65		
		12 or more	\$685.15		
2R78 Strike	Strike for 2R78		\$105.10		
2R78 Dust Box	Dust Box for 2R78		\$46.45		
R-278	Escutcheon Plate		\$105.15		
2L78	Dead Latch		Price on Application		
8978	Dead Latch				



Institutional Accessories

S-55 x Blank	Solid Steel Keys	\$82.05
S-55 x Bitted	Solid Steel Keys	\$102.35
S-63 x Blank	Solid Steel Keys - Qty: 1-99	\$82.05
S-63 x Bitted	Solid Steel Keys - Qty: 1-99	\$100.35
S-63 x Blank	Solid Steel Keys - Qty: 100+	\$71.15
S-63 x Bitted	Solid Steel Keys - Qty: 100+	\$89.35



Detention Grade Lockset | 2-Point Trim

COMPLETE SET

Supplied with 9100SEC High Security Mortise Locks, 2-Point Levers and Escutcheons.
2-3/4" backset, for 1-3/4" doors, less cylinders.
US26D/US32D finish standard, other architectural finishes are available, call for assistance.

HOW TO SPECIFY:

FUNCTION SEC. BACKSET. ESCUTCHEON[R, H, E OR S]/HANDLE[A, B OR SK].26D/32D. HAND. DOORTHICKNESS

EXAMPLE:

9145SEC. 234.R/B. 26D/32D. RH.134

		US26D/US32D FINISH STANDARD
9122SEC	Store Door Lock	\$1,500.00
9124SEC	Dormitory Lock	
9125SEC	Passage Latch	
9142SEC	Entrance or Public Restroom Lock	
9143SEC	Institutional Privacy Lock and Thumb Turn	
9143E-SEC	Institutional Privacy Lock, ER x Thumb Turn	
9143i-SEC	Institutional Privacy Lock, Thumb Turn and Indicator	
9144SEC	Institutional Privacy Lock and Thumb Turn	
9144E-SEC	Institutional Privacy Lock, ER x Thumb Turn	
9144i-SEC	Institutional Privacy Lock, Thumb Turn and Indicator	
9145SEC	Classroom Lock	
9145S-SEC	Classroom Security Lock	
9146SEC	Classroom Double Locking	
9148SEC	Entrance Lock with Thumb Turn	
9153SEC	Office Lock with Thumb Turn	
9156SEC	Office Lock	
9158SEC	Asylum Lock	
9159SEC	Storeroom Lock	
9160SEC	Asylum Lock with Deadbolt	



Detention Grade Motor Drive Lockset 2-Point Trim

COMPLETE SET

Supplied with 9100SEC High Security Mortise Locks, 2-Point Levers and Escutcheons.

2-3/4" backset, for 1-3/4" doors, less cylinders.

US26D/US32D finish standard, other architectural finishes are available, call for assistance.

Universal output voltage (accepts between 11V – 30V).

Furnished as FAIL SECURE. Can easily be adapted for design variations.

HOW TO SPECIFY:

**FUNCTION SEC-MONITOR.BACKSET. ESCUTCHEON[R, H, OR S]/HANDLE[A, B OR SK].
26D/32D. HAND. DOORTHICKNESS**

EXAMPLE:

M9158E-SEC-AE. 234.R/B. 26D/32D. RH.134

		US26D/US32D FINISH STANDARD
M9158E-SEC	Electrified Lock	\$1,650.00
M9156E-SEC	Electrified Lock	

Monitoring Functions		Add-On Cost Per Monitor Per Unit
AE	REX (Authorized Egress)	\$207.35
AM	Dead Latch Monitoring	
LM	Latch Bolt Monitoring	
LB	Locking Bar Monitoring	
SM	Security Monitoring	
DPS	Door Position Monitoring	\$267.25
LPF	Lock Out Privacy Monitoring	
SM2	Security Monitoring (not available on 2-1/2" backset locks)	




Detention Grade Motor Drive Lockset 2-Point Trim | SPECIAL OPTIONS


	ADD
Molex Connector for M915XE Motor Drive Electric Locks (Specify MOLEX_ASSA or MOLEX_ALLEGION. For other hinge brands or monitors not included in these connectors please call for assistance)	\$62.55
Long Lead Wires for M915XE Motor Drive Electric Locks	\$16.00 per foot



SUPPORT





















111	Finishes
112	TF Finishes
113	Finish Samples
114	Cerakote
115	Sterilcoat
116	Recommended Cylinder Lengths
117	Cylinders Cam Chart
118	Cylinders Clover Leaf Cam Equivalency Chart
119	Swinging Door Handing Chart
119	Sliding Door Handing Chart
119	Barn Door Handing Chart
120-121	Terms & Conditions of Sale
122	Product Maintenance















Finishes

Finish options depend on the base material of specific products; therefore, some finish groups are listed as 1T or 2T to indicate that the products marked as such are typically machined from brass. Certain finishes may be available as a special order, please call for assistance.

<p>GROUP 1</p>	 <p>US26D Satin Chrome</p>  <p>US32D Satin Stainless Steel</p>  <p>US4 Satin Brass</p>  <p>US4NL Satin Brass + No Lacquer</p>
<p>GROUP 1T</p>	 <p>US26D Satin Chrome</p>  <p>US4 Satin Brass</p>  <p>US4NL Satin Brass + No Lacquer</p>
<p>GROUP 2</p>	 <p>US3 Polished Brass</p>  <p>US3NL Polished Brass + No Lacquer</p>  <p>US9 Polished Bronze</p>  <p>US10 Satin Bronze</p>  <p>US10B Oil Rubbed Bronze</p>  <p>US14 Polished Nickel</p>  <p>US15 Satin Nickel</p>  <p>US19 Oxidized Black + Lacquer</p>  <p>US26 Polished Chrome</p>  <p>US32 Bright Stainless Steel</p>
<p>GROUP 2T</p>	 <p>US3 Polished Brass</p>  <p>US3NL Polished Brass + No Lacquer</p>  <p>US10B Oil Rubbed Bronze</p>  <p>US14 Polished Nickel</p>  <p>US15 Satin Nickel</p>  <p>US19 Oxidized Black + Lacquer</p>  <p>US26 Polished Chrome</p>
<p>SPECIAL ARCHITECTURAL FINISHES</p>	 <p>BB Burnished Brass</p>  <p>BN Burnished Nickel</p>  <p>DURO Duronotic</p>  <p>ESN Electroless Nickel</p>  <p>TB Tarnished Brass</p>  <p>TN Tarnished Nickel</p>  <p>US5 Satin Brass + Black</p>  <p>US15A Antique Nickel</p>  <p>US19LL US19 Less Lines + Lacquer</p>



TF Finishes

<p>TF GROUP 1</p>	<div style="display: flex; justify-content: space-around; align-items: center;"> <div style="text-align: center;">  <p>BB Burnished Brass</p> </div> <div style="text-align: center;">  <p>US19LL.M</p> </div> </div>				
<p>TF GROUP 2</p>	<div style="display: grid; grid-template-columns: repeat(5, 1fr); gap: 10px;"> <div style="text-align: center;">  <p>TB Tarnished Brass</p> </div> <div style="text-align: center;">  <p>US3NL Polished Brass + No Lacquer</p> </div> <div style="text-align: center;">  <p>US4 Satin Brass</p> </div> <div style="text-align: center;">  <p>US4NL Satin Brass + No Lacquer</p> </div> <div style="text-align: center;">  <p>US14 Polished Nickel</p> </div> <div style="text-align: center;">  <p>TN Tarnished Nickel</p> </div> <div style="text-align: center;">  <p>US15A Antique Nickel</p> </div> <div style="text-align: center;">  <p>US19 Oxidized Black + Lacquer</p> </div> </div>				



Finish Sample **Box**

We are pleased to offer this complimentary finish sample box that features all standard options. (Additional boxes available upon request, \$18 net).

Finish Sample **Ring**

Our finish sample ring is available to order for \$68.50 net. They are laser etched and ship in velvet pouches.



FINISH SAMPLE TYPE	
Accurate Finish Sample - Box	First Box Complimentary, Additional \$18.00
Accurate Finish Sample - Ring	\$68.50



NOW AVAILABLE WITH CERAKOTE

ADD \$33 PER PIECE

Example:

18L Lever \$33 | 1R Rose \$33

HOW TO SPECIFY:

9125.234.18L/1R.US10B.CM.RH.134

Passage Mortise Set | 18L Lever | 1R Rose | Cerakote Matte



WHAT IS IT?

The world's strongest thin-film ceramic finish, commonly used on firearms. Available in clear or matte clear coating, **Cerakote allows custom hardware finishes to maintain their natural beauty for years to come.**

BENEFITS

- + Better overall wearability than powder coating, lacquer or oil
- + Impact and scratch resistant - no chipping, peeling or denting
- + Corrosion resistant - harder finish clear coating
- + Chemical resistant - can be cleaned with a variety of solutions with no risk of harming the finish

IDEAL APPLICATIONS

- Exterior Entry Doors +
- Frequently Used Commercial Doors +
- Historic Reproductions +
- Waterfront Residences/Buildings +

APPLICABLE FINISHES

FINISH GROUP 1

US4 Satin Brass

FINISH GROUP 2

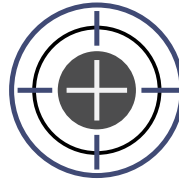
- US3 Polished Brass
- US9 Polished Bronze
- US10 Satin Bronze
- US10B Oil Rubbed Bronze
- US15 Satin Nickel
- US19 Oxidized Black + Lacquer

SPECIAL ARCHITECTURAL FINISHES

- BB Burnished Brass
- TB Tarnished Brass
- US5 Satin Brass + Black
- BN Burnished Nickel
- TN Tarnished Nickel
- US15A Antique Nickel
- DURO Durotonic



NOW AVAILABLE WITH



sterilcoat **AM**TM

ANTIMICROBIAL POWDER COATINGS

HOW TO SPECIFY:

ADA SET

2001ADAP-3.212.US15.AM.134

Entry Sliding Door | Sterilcoat AM

LIGATURE RESISTANT

CH 9145SEC.234.L.PC.US26D.AM.RH.134

High Security Crescent Mortise Set | Large Plate | Sterilcoat AM

ADD \$230 PER SET

DESCRIPTION

Sterilcoat AM is a range of antimicrobial powder coatings showing a high reducing activity against a broad spectrum of micro-organisms, including bacteria, yeasts and molds, and antibiotic-resistant bacteria ("superbugs" e.g. MRSA).

ANTIMICROBIAL PROPERTIES

Sterilcoat AM shows a long-lasting action, thanks to a controlled release of the active component.



The antimicrobial activity is remained up to a temperature of 300°C and a pH range between 1 and 13.

This is far beyond the exposure limits of standard powder coating.

Reduction of bacterial population after 24hr contact with Sterilcoat AM coated product:

99.7% Listeria Monocytogenes

>99.9% Escherichia Coli 0157

99.5% Staphylococcus Aureus

>99.9% Salmonella Enteritidis

Sterilcoat AM has long-term functionality and multiple antimicrobial mechanisms which inhibit membrane transport process, prevents cell multiplication and interrupts cell metabolism.

ADDITIONAL BENEFITS



The antimicrobial principle in Sterilcoat AM doesn't show skin irritation, is non-sensitizing and non-mutagenic. The antibacterial ingredient in Sterilcoat AM complies with the requirements for food contact (EPA, FDA, NSF, EFSA).






Recommended Cylinder Lengths

	1-3/8" Thick Door	1-3/4" Thick Door	2-1/4" Thick Door
For Flush Trim Sets (2002 Pocket Door Sets, SL9100PDL)			
Cylinder One Side Only	3/4"	1"	1-1/8"
Cylinder x Cylinder	Application Not Recommended	3/4"	1"
For ADA Sets (2001ADAP, 9100ADAL, SL9100ADA)			
Cylinder One Side Only	1"	1-1/8"	1-1/4"
Cylinder x Cylinder	1"	1"	1-1/8"

For cylinder pricing, see page 91.



Cylinders | Cam Chart

<p>CAMS</p> <p>All Accurate locks use standard mortise cylinders with either a clover leaf cam (supplied by Accurate) or a standard straight cam (supplied by others).</p>	 <p>CLOVER LEAF CAM</p>	 <p>STANDARD STRAIGHT CAM</p>	 <p>17 CAM</p>
9000/9100, 9000SEC/9100SEC, SL9000/SL9100 Series All Functions with a Deadbolt (9101, 9102, 9103, 9122, 9124, 9134, 9139, 9167)	•		
9000/9100, 9000SEC/9100SEC Series All functions without a Deadbolt (9142, 9145, 9156, 9159)	•	•	
9000BDL/9100BDL, 9000ADAL/9100ADAL Series	•		
SM9059E, SL-M9059E/SL-M915XE, SL-SM9059E/SL-SM9159E Series	•	•	
8700/8800, SL8700/SL8800 Series All Functions with a Deadbolt (8801, 8802, 8803, 8822, 8824, 8839, 8848)	•		
8700/8800, SL8700/SL8800 Series All Functions without a Deadbolt (8842, 8845, 8856, 8859)	•	•	
8500/8600 Series		•	
1500, 1600, 1700, M1700E, SL1700SDL, G17 Series			•
2001/2002 Series	•		
7800 Series		•	
9500 Series Deadlocks	•		
7200 Series Deadlocks	•		
336, 338, 322, 324 Series		•	
8978		•	



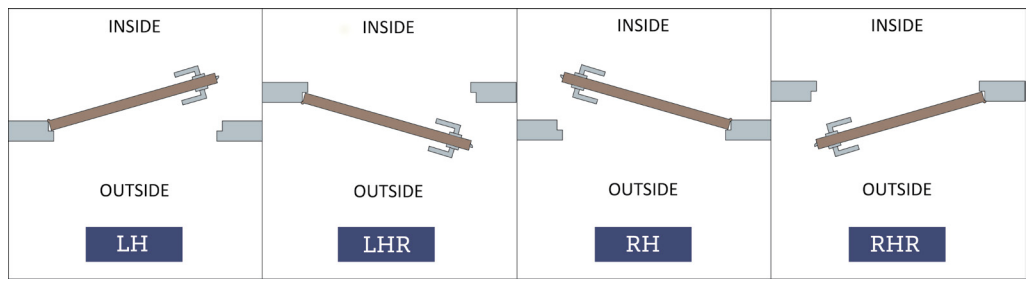
Cylinders | Clover Leaf Cam Equivalency Chart

CYLINDER MANUFACTURER	CLOVER LEAF EQUIVALENT
Arrow Interchangeable Core	002
Baldwin	8300-509-EMHT
Best Access Systems	C258
Corbin Conventional	A01
Falcon Conventional	A20069-000-00
Falcon I/C	A12667-011-00
Kaba Ilco	19
Lori Lock	03
Marks	2102-C
Medeco	CT-Z00
Sargent Conventional	13-0921
Schlage Conventional	B520-233
Schlage I/C	B520-253
Schlage Primus	B520-309

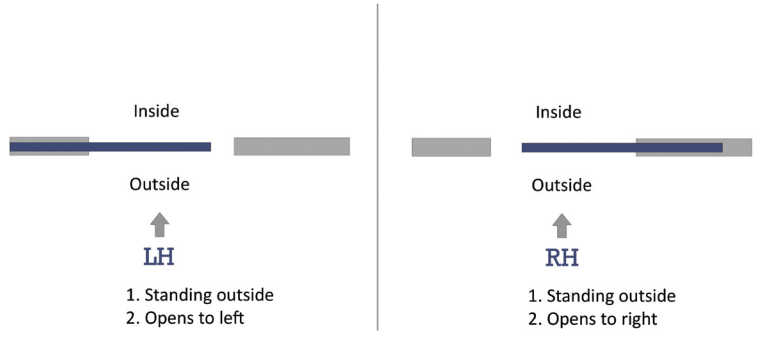
PLEASE CALL FOR ASSISTANCE FOR CYLINDERS NOT LISTED.



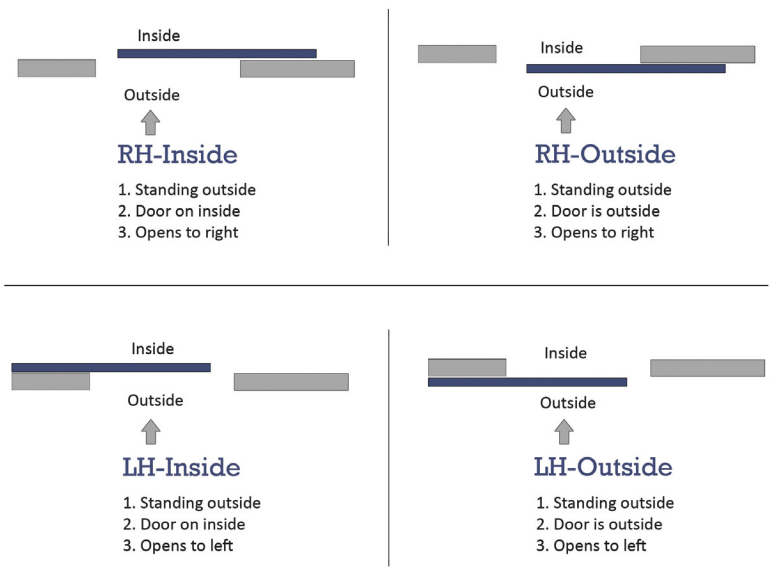
Swinging Door Handing Chart



Sliding Pocket Door Handing Chart



Barn Door Handing Chart





Terms & Conditions Of Sale

ACCEPTANCE

Accurate Lock and Hardware Co., LLC reserves the right to decline an order, in whole or in part, when the type or quantity of goods or credit worthiness of the Purchaser is not satisfactory to us in our sole and absolute discretion. Purchase Orders, Quote Requests, Acknowledgements or the like issued by the Purchaser that have contrary standard terms and conditions are not binding on Accurate Lock and Hardware Co., LLC. Orders will be confirmed upon receipt of all necessary information and will be processed as shown on the order confirmation unless any changes or revisions are acknowledged prior to start of production. At the request of the customer or for clarification purposes, Accurate Lock and Hardware Co. may produce drawings for approval. Accurate Lock retains all rights, including the exclusive right of use. Possession of such drawings by the customer does not convey to the customer any rights.

PRICES

All prices are subject to change without notice and are not guaranteed. All shipments will be made at prices in effect at the time of shipment. We reserve the right to correct clerical, stenographic and other obvious errors at any time. If Accurate Lock and Hardware Co., LLC elects to offer a quote, such quote will be valid until the expiration date on that quote or as agreed with one of Accurate Lock and Hardware Co., LLC's authorized representatives. A quote number must be provided at the time of ordering. A quote may be null and void if the Purchase Order does not include ALL product lines listed on the quote or if the quantities for any item covered by the quote deviate by 10% or more. Any new order requesting special pricing to match an existing quote number must be approved by Accurate Lock and Hardware Co., LLC's authorized representatives. All publicly advertised prices for Accurate products must be a minimum of 2 1/2 times the most current Accurate net price.

SAMPLES

Our products are manufactured to order; as such, there may be cost and availability restrictions. Please contact our Sales Department to discuss your particular application.

TERMS

For all approved open account customers, terms are NET 30 from date of invoice. All invoices are past due thereafter. Past due accounts will be placed on a "HOLD" status until the account is brought current. Accurate Lock and Hardware Co., LLC reserves the right to ship on a C.O.D. or PREPAID basis where deemed necessary. Additionally, the Customer shall be responsible for all collection costs, court costs and reasonable attorney's fees (where allowed by law) in connection with the recovery of any delinquent amount.

**All payments must be remitted via check to:
Accurate Lock and Hardware Co., LLC
1 Annie Place
Stamford, Connecticut 06902, USA**

Other payment methods include Electronic Fund Transfer and Credit Card. Please note that Accurate only quotes and publishes NET prices that reflect a discount for cash and cash equivalent transactions. You will see a gross price adjustment on credit card transactions reflecting a gross price which is 3 1/2 % higher for credit card transactions which do not qualify for the NET price discount.

FREIGHT

All orders are shipped FOB Stamford, Connecticut using Accurate Lock and Hardware Co., LLC's carrier of choice following customer's requirements (ground, next day air, second day air, 3-day). All shipments are sent PREPAID and added to the invoice. If a customer provides their own freight account number for the freight charges, Accurate Lock and Hardware Co., LLC will apply a handling fee per box. This handling fee varies based on service selected, please contact us for details.

DELIVERY

Scheduled shipping dates are based on estimated manufacturing lead times providing that all required information has been provided by the customer and the customer account remains in good standing. We reserve the right to withhold shipment of orders on past due accounts. Accurate will use reasonable efforts to ship products by the estimated ship date but makes no guarantees as to delivery dates. Under no circumstances shall Accurate be liable or accountable for consequential damages due to failure of delivery.

CLAIMS

In the event of Company or Customer error, claims for shortages, pricing errors and/or incorrectly filled orders must be submitted within thirty (30) days from receipt of material.

INVOICE DEDUCTION

No invoice deductions are accepted. Please contact Accurate Lock and Hardware Co., LLC immediately if you feel there has been a pricing error and/or an order has been incorrectly filled upon receipt of an order confirmation.

CHANGES/CANCELLATION OF ORDERS

Our products are custom manufactured to order; therefore, all purchase orders are non-cancelable upon commencing of work and all shipped goods are non-returnable. When changes are required while order is still in production, Accurate Lock may charge costs for material and labor expenses that have been incurred prior to notification from Customer and acknowledgement by an Accurate Lock and Hardware Co, LLC representative. If products have already been manufactured and/or are located in the shipping room, a 45% restocking fee will apply.

RETURNS

It is the policy of Accurate Lock and Hardware Co., LLC to not accept returns of any materials.

Return of product due to customer order error or accommodation must be pre-arranged with Accurate Lock and Hardware Co., LLC and approved in writing by Sales Management.

All products returned must meet the following criteria to be considered a return eligible for credit:

- Shipped and invoiced within the previous one hundred twenty (120) days.
- A MINIMUM restocking fee of 45% will be charged.

Upon receipt and verification by Accurate Lock and Hardware Co., LLC that the returned merchandise is satisfactory, a credit will be issued for the billed product amount less the MINIMUM 45% restocking fee. No credit on freight.

Return of product that appears defective must be discussed with an Accurate Lock and Hardware Co., LLC Sales Representative who will give the appropriate instructions based on the particular case.

WARRANTY

Accurate Lock and Hardware Co., LLC warranties its products for a period of one year. This warranty covers the product in full, for repair or replacement; any and all costs incurred other than the locks or hardware **are excluded**.

If a problem occurs after the expiration of the warranty period, Accurate will, in most cases, remedy the problem on the basis of good will.

PRODUCT MODIFICATIONS

Accurate Lock and Hardware Co., LLC products are not designed or intended for aftermarket modification. The warranty on Accurate Lock and Hardware Co., LLC products becomes void if the product is modified in any way, regardless of whether the modification causes or contributes to any alleged defect. Warranty voiding modifications include, but are not limited to, nonauthorized third-party electrification of non-electric products and/or the installation of non-approved or non-Accurate Lock and Hardware Co., LLC components.



Product Maintenance

ACCURATE STRONGLY DISCOURAGES THE DISASSEMBLING OF ANY OF ITS PRODUCTS FOR MAINTENANCE RELATED ISSUES. PLEASE CALL ACCURATE WITH ANY QUESTIONS OR CONCERNS ABOUT LOCK AND HARDWARE FUNCTIONALITY.

WHEN A MALFUNCTION IS SUSPECTED:

- ⊕ Open door - perform all operations (by operating the trim/cylinder). If the lock functions properly, then there probably is an issue with frame preparation.
- ⊕ If lock does not function while door is open, remove lock from door. Perform all operations of lock with loose lock and trim.
- ⊕ If lock has a cylinder operation, check cam compatibility. Refer to the Cam Chart in the Trim section.
- ⊕ If cam is correct and lock still does not function properly, call Accurate to speak with one of our technical engineers.

FINISH MAINTENANCE IS A DIRECT FUNCTION OF THE TYPE OF MATERIAL, METAL PREPARATION, AND THE PROTECTIVE AGENT CHARACTERISTIC OF SPECIFIC FINISHES. PLEASE CONTACT ACCURATE TO VERIFY EXISTING FINISHES AND DETERMINE APPROPRIATE MAINTENANCE.

GENERAL FINISH MAINTENANCE GUIDELINES:

- ⊕ Finishes with lacquer protective coating: Accurate suggests to use only a non-abrasive moist cloth to wipe the metal. The use of chemical agents is strongly discouraged.
- ⊕ Finishes without lacquer or any protective coating may be maintained with commercially available products furnished for use with these metals (e.g. Brasso).
- ⊕ Finishes that include oil protection can be maintained by wiping with a non-abrasive moist cloth, and then applying additional oil in modest amounts with an oil-soaked, non-abrasive cloth.
- ⊕ Finishes with wax protection can be cleaned with "bowling alley wax" applied in a modest amount by using a non-abrasive cloth.

ACCURATE LOCK & HARDWARE
PRICE BOOK

P : (203) 348 8865

E : sales@accuratelockandhardware.com

W : accuratelockandhardware.com

NET PRICES EFFECTIVE JANUARY 1