



ACCURATE  
LOCK & HARDWARE



50

# 2022 NET PRICE BOOK

NET PRICES EFFECTIVE MAY 15<sup>TH</sup> 2022

## A MESSAGE TO OUR VALUED CUSTOMERS

We are enclosing our new price book effective May 15, 2022. As always we will honor existing quotes.

Accurate has continued to invest heavily in our employees, internal infrastructure, production capacity, and inventory levels allowing us to continue to offer the most compressed lead times in the industry across both our standard and custom product lines. Our localized supply chain and vertically integrated manufacturing model has allowed us to maintain our standard delivery of 10 days or less, including electromechanical 9100 and 8800 series. Additionally, Accurate is continuing to expand our Quick Ship programs across our product line including many items in sliding and pocket door portfolio, 9100 and 8800 electromechanical locks, Harmon Hinges, Pivot Hinges, and our industry leading Ligature Resistant Portfolio of products.

As always, please reach out to our Sales Engineers to discuss your special requirements and Accurate will do everything we can to meet your product and delivery needs.

**NET PRICES EFFECTIVE MAY 15, 2022**




Ronald M. Salvatore  
Founder + Chairman

Reed M. Salvatore  
CEO


Rodd M. Salvatore  
Vice President



# SWINGING DOORS



3	Add-On Options for Swinging Doors
4	SilentPac Solutions
5	9000/9100 Series Mortise Locks
6	9000/9100 Series Specialty Mortise Locks
6	9000/9100 Series Marine Grade Mortise Locks
7	9000/9100 Series   Special Strikes
7	9000/9100 Series   Special Options
8	8700/8800 Series Narrow Backset Mortise Locks
9	8700/8800 Series Narrow Backset Specialty Mortise Locks
9	8700UL/8800UL Listed Narrow Backset Mortise Locks
10	8700/8800 Series   Special Strikes
10	8700/8800 Series   Special Options
11	8500/8600 Series Narrow Backset Mortise Locks
12	8500/8600 Series   Special Strikes
12	8500/8600 Series   Special Options
13	5000TG Thumb Grip Entry Set   9100 Series UL Listed Mortise Lock
13	5000TG Thumb Grip Entry Set   8800 Series UL Listed Mortise Lock
14	1700 Series Narrow Backset Mortise Locksets
15	1700 Series Narrow Backset Mortise Locks
15	1700 Series   Special Strikes
16	9500 Series Interior Mortise Locks
16	9800 Series Interior Mortise Locks
17	Bit Key Mortise Locks
17	Interior and Bit Key   Special Strikes
18	Interior and Bit Key Mortise Lock   Special Options
19	6500 Series Screen Door Privacy Sets
19	6500 Series Screen Door Passage Sets
20	6500 Series Screen Door Mortise Locks
20	6500 Series Screen Door   Special Strikes
21-22	6500 Series Screen Door Trim
23	733 Horizontal Mortise Locks
23	1912 Urban Deadbolt
24	9500 Deadlocks
24	7200 Deadlocks
25	1600 Deadlocks
26	Other Deadlocks
26	Passage Knob Latches
27	7800 Series Dead Latches
27	7800 Series Dead Latches   Handles
27	Deadlocks, Knob Latches, Dead Latches   Special Options
28	Traditional Style Rabbeted Kits
28	Standard Style Rabbeted Kits
29	2022TL Tubular Latch



# ADD-ON OPTIONS FOR SWINGING DOORS



## SilentPac™ Quiet Lock

Cushioned Latch Bolt and Insulated Lock Body Muffle Noise

Available for 9100 Series

### Price on Application

Specify Q after lock series number

(E.g. 9167Q)



## SilentPac™ Lever Dampening Disc

Diminishes Noise by Making Lever Return Smoother

Pair with Quiet Mortise Lock or Magnetic Latch for the Complete Quiet Package

Available for 8500, 8800, 9100, 9500, 9800 Series

### Add \$78.60 to lock cost

Specify SP after lock series number

(E.g. 9139Q.SP)



## SilentPac™ Magnetic Latch

Invisible Strike Meets Quiet Operation

Available for 8800, 9100, 9500, 9800 Series

### 8800ML/9100ML:

Not UL approved

### Add \$243.45 to lock cost

### 9500/9800 Series:

### Add \$90.00 to lock cost

Specify ML after lock series number

(E.g. 9525ML)



## High Security Solutions

300x Stronger than the Grade 1 Requirement.

Available for 9100 Series & 7200 Series Deadlocks.

### Add \$243.45 to lock cost

Specify SEC after lock series number

(E.g. 9167SEC, 7203SEC)

**NOT ALL OPTIONS CAN BE COMBINED.  
PLEASE CALL FOR ASSISTANCE.**

# SILENTPAC™ SOLUTIONS

Acoustically engineered to eliminate door disturbance.

ACCURATE LOCK SERIES	ADD SILENTPAC™ LEVER DAMPENING DISC (SP)	UPCHARGE	DESCRIPTION
<b>9100Q</b>	✓	Price on Application	<b>Complete Quiet Package 9100Q Quiet Lock with SilentPac™ Lever Dampening Disc</b>
9100Q		Price on Application	Quiet Lock with NO Lever Dampening Disc
9100	✓	\$78.60	Regular 9100 lock with Lever Dampening Disc
8500	✓	\$78.60	8500 Lock with Lever Dampening Disc
8800	✓	\$78.60	8800 Lock with Lever Dampening Disc
9500	✓	\$78.60	9500 Lock with Lever Dampening Disc
9800	✓	\$78.60	9800 Lock with Lever Dampening Disc
8800ML	✓	\$322.05	8800 Magnetic Latch with Lever Dampening Disc
8800ML		\$243.45	8800 Magnetic Latch with NO Lever Dampening Disc
9100ML	✓	\$322.05	9100 Magnetic Latch with Lever Dampening Disc
9100ML		\$243.45	9100 Magnetic Latch with NO Lever Dampening Disc
<b>9500ML</b>	✓	<b>\$168.60</b>	<b>Quietest Interior Mortise Set 9500 Magnetic Latch with Lever Dampening Disc</b>
9500ML		\$90.00	9500 Magnetic Latch with NO Lever Dampening Disc
<b>9800ML</b>	✓	<b>\$168.60</b>	<b>Quietest Interior Mortise Set 9800 Magnetic Latch with Lever Dampening Disc</b>
9800ML		\$90.00	9800 Magnetic Latch with NO Lever Dampening Disc

**SILENTPAC™ LEVER DAMPENING DISC IS COMPATIBLE WITH MOST THROUGH-BOLTED MORTISE LOCKS AND A WIDE VARIETY OF OTHER MANUFACTURERS' TRIM. PLEASE REFER TO [SILENTPACSOLUTIONS.COM](http://SILENTPACSOLUTIONS.COM) FOR COMPATIBILITY INFORMATION. PRICE ON APPLICATION.**





# 9000/9100 Series Specialty Mortise Locks

HOW TO SPECIFY:

**FUNCTION. BACKSET. FINISH. HAND. DOOR THICKNESS**

EXAMPLE:

**9124RL. 212. US3NL. RH. 134**

Specify trim manufacturer, spindle size or Accurate trim options.

Locks only, no cylinders or trim included.

See page 7 for special options.

Look for these colors next to individual products signifying that add-on option is available. For pricing see page 3.			FINISH GROUP 1 US4, US4NL, US32D, US26D		FINISH GROUP 2 US3, US3NL, US26, US32, US9, US10, US10B, US14, US15, US19		SPECIAL ARCHITECTURAL FINISHES BN, BB, TN, TB, DURO, ESN, US15A, US5, US19LL		
	SilentPac™ Quiet Lock		SilentPac™ Lever Dampening Disc			SilentPac™ Magnetic Latch			High Security Solutions
Backset			2-1/2"	2-3/4"	2-1/2"	2-3/4"	2-1/2"	2-3/4"	
■	9000ADLS	9100ADLS	Active Dummy Lock as Strike		\$385.45	\$391.45	\$403.45		
	9022ARL	9122ARL	Roller Latch Lock for Double Cylinder		\$249.35	\$255.35	\$267.35		
	9024ARL	9124ARL	Roller Latch Lock						
	9025ARL	9125ARL	Passage Roller Latch		\$222.15	\$228.15	\$240.15		
	9039ARL	9139ARL	Privacy Roller Latch		\$246.95	\$252.95	\$264.95		
■	9040CC	9140CC	Communicating Privacy Lock		Price on Application	Price on Application	Price on Application		
	9040DCC	9140DCC	Communicating Privacy Deadlock						
■	9044T0	9144T0	Time-Out Lock						

**For 3-3/4", 5", 6" Backsets: Price on Application**



# 9000/9100 Series Marine Grade Mortise Locks

			FINISH GROUP 1 US4, US4NL, US32D, US26D		FINISH GROUP 2 US3, US3NL, US26, US32, US9, US10, US10B, US14, US15, US19		SPECIAL ARCHITECTURAL FINISHES BN, BB, TN, TB, DURO, ESN, US15A, US5, US19LL			
Backset			2-1/2"	2-3/4"	2-1/2"	2-3/4"	2-1/2"	2-3/4"		
	9001M	9101M	Deadlock		\$777.15	\$752.00	\$783.15	\$758.00	\$795.15	\$770.00
	9002M	9102M	Deadlock							
	9003M	9103M	Deadlock							
	9004M	9104M	Deadlock							
	9005M	9105M	Deadlock							
	9022M	9122M	Store Door		\$992.85	\$967.65	\$998.85	\$975.85	\$1,010.85	\$987.85
	9024M	9124M	Dormitory or Entrance		\$777.15	\$752.00	\$783.15	\$758.00	\$795.15	\$770.00
	9025M	9125M	Passage or Closet							
	9039M	9139M	Privacy							
	9059M	9159M	Storeroom or Closet		\$992.85	\$967.65	\$998.85	\$975.85	\$1,010.85	\$987.85

**For 3-3/4", 5", 6" Backsets: Price on Application.**



## 9000/9100 Series | Special Strikes

HOW TO SPECIFY:

**ELS. FUNCTION. FINISH. HAND. LIPTOCENTER**

EXAMPLE:

**ELS. 9124. US3NL. RH. 112**

All 9000/9100 Series Mortise Locks include standard strikes for 1-3/4" thick doors.

For all extended strikes, specify as listed above.

Please call for pricing larger than 2" lip to center.

<b>FINISH GROUP 1</b> US4, US4NL, US32D, US26D	<b>FINISH GROUP 2</b> US3, US3NL, US26, US32, US9, US10, US10B, US14, US15, US19	<b>SPECIAL ARCHITECTURAL FINISHES</b> BN, BB, TN, TB, DURO, ESN, US15A, US5, US19LL
\$19.65	\$20.75	\$28.35



## 9000/9100 Series | SPECIAL OPTIONS

	<b>ADD</b>
SS-SECURITY Security Strikes	\$20.35
USD KxK Upside Down (cylinder/thumb turn below knobs)	No Additional Charge
USD LxL Upside Down (cylinder/thumb turn below levers)	\$38.65
SLB Solid Latch Bolt (not available for SilentPac Quiet Lock)	\$30.65
KxL Knob Outside, Lever Inside	\$114.20
LxK Lever Outside, Knob Inside	
Custom Thumb Turn Hub Sizes Available in Certain Functions	Price on Application
9100 Backset Extension Kit (custom backsets)	
T9000.212, T9100.212, T9000.234, T9100.234 Empty Lock Body as Template. Supplied with Faceplate, Strike and Dustbox in Stainless Steel. Other backsets price on application.	\$90.10
Quiet Lock	Price on Application
SilentPac Lever Dampening Disc	\$78.60
Magnetic Latch (see applicable functions)	\$243.45
High Security	
SCH.PAK Pair of modified Schlage® Spring Packs*	\$27.00

\*Required for use with all Schlage® Lever Sets

**ALWAYS CONSULT WITH ONE OF OUR SALES ENGINEERS PRIOR TO USING ANY 9000 / 9100 LOCK WITH ESCUTCHEON PLATES**





## 8700/8800 Series Narrow Backset Specialty Mortise Locks

HOW TO SPECIFY:

**FUNCTION. BACKSET. FINISH. HAND. DOORTHICKNESS**

EXAMPLE:

**8824RL. 134. US3NL. RH. 134**

Locks only, no cylinders or trim included.

See page 10 for special options.

			FINISH GROUP 1 US4, US4NL, US32D, US26D				FINISH GROUP 2 US3, US3NL, US26, US32, US9, US10, US10B, US14, US15, US19				SPECIAL ARCHITECTURAL FINISHES BN, BB, TN, TB, DURO, ESN, US15A, US5, US19LL			
Backset			1-1/2"	1-3/4"	2"	2-1/4"	1-1/2"	1-3/4"	2"	2-1/4"	1-1/2"	1-3/4"	2"	2-1/4"
8722ARL	8822ARL	Roller Latch Lock for Double Cylinder	\$430.90				\$436.90				\$448.90			
8724ARL	8824ARL	Roller Latch Lock												
8725ARL	8825ARL	Passage x Roller Latch	\$398.35				\$404.35				\$416.35			
8739ARL	8839ARL	Privacy Roller Latch	\$430.90				\$436.90				\$448.90			



## 8700UL/8800UL Series Listed Narrow Backset Mortise Locks

HOW TO SPECIFY:

**FUNCTION. BACKSET. TRIM. FINISH. HAND. DOORTHICKNESS**

EXAMPLE:

**8824UL. 134. LxL.8mm. US3NL. RH. 134**

Specify trim manufacturer or spindle size or Accurate trim options.

Locks only, no cylinders or trim included.

Look for these colors next to individual products signifying that add-on option is available. For pricing see page 3.			FINISH GROUP 1 US4, US4NL, US32D, US26D				FINISH GROUP 2 US3, US3NL, US26, US32, US9, US10, US10B, US14, US15, US19				SPECIAL ARCHITECTURAL FINISHES BN, BB, TN, TB, DURO, ESN, US15A, US5, US19LL				
Backset			1-3/4"	2"	2-1/4"	1-3/4"	2"	2-1/4"	1-3/4"	2"	2-1/4"	1-3/4"	2"	2-1/4"	
■	8722UL	8822UL	Store Door	\$626.95				\$632.95				\$644.95			
■	8724UL	8824UL	Dormitory												
■	8725UL	8825UL	Passage	\$557.70				\$563.70				\$575.70			
■	8739UL	8839UL	Privacy	\$627.05				\$633.05				\$645.05			
■	8748UL	8848UL	Entrance	\$680.05				\$686.05				\$692.05			
■	8756UL	8856UL	Office												
■	8759UL	8859UL	Storeroom	\$626.95				\$632.95				\$638.95			



# 8700/8800 Series | Special Strikes

HOW TO SPECIFY:

**ELS. FUNCTION. FINISH. HAND. LIPTOCENTER**

EXAMPLE:

**ELS. 8824. US3NL. RH. 112**

All 8700/8800 Series Mortise Locks include standard strikes for 1-3/4" thick doors.

For all extended strikes, specify as listed above.

Please call for pricing larger than 2" lip to center.

<b>FINISH GROUP 1</b> US4, US4NL, US32D, US26D	<b>FINISH GROUP 2</b> US3, US3NL, US26, US32, US9, US10, US10B, US14, US15, US19	<b>SPECIAL ARCHITECTURAL FINISHES</b> BN, BB, TN, TB, DURO, ESN, US15A, US5, US19LL
\$19.65	\$20.75	\$28.35



# 8700/8800 Series | SPECIAL OPTIONS

	<b>Add</b>
SS-SECURITY Security Strikes	\$20.35
USD KxK Upside Down (cylinder/thumb turn below knobs)	No Additional Charge
USD LxL Upside Down (cylinder/thumb turn below levers)	\$38.65
KxL Knob Outside, Lever Inside (only available in certain functions/backsets, call for details)	\$114.20
LxK Lever Outside, Knob Inside (only available in certain functions/backsets, call for details)	
TPxK Grip Outside, Knob Inside (only available in certain functions/backsets, call for details)	Price on Application
TPxL Grip Outside, Lever Inside (only available in certain functions/backsets, call for details)	
T8700.BACKSET, T8800.BACKSET Empty Lock Body as Template. Supplied with Faceplate, Strike and Dustbox in Stainless Steel. (Specify backset.)	\$102.15
SilentPac Lever Dampening Disc	\$78.60
Magnetic Latch (see applicable functions)	\$243.45

**ALWAYS CONSULT WITH ONE OF OUR SALES ENGINEERS PRIOR TO USING ANY 8700 / 8800 SERIES LOCK WITH ESCUTCHEON PLATES**



# 8500/8600 Series Narrow Backset Mortise Locks

HOW TO SPECIFY:

**FUNCTION. BACKSET. TRIM. FINISH. HAND. DOORTHICKNESS**

EXAMPLE:

**8524. 114. LxL.8mm. US3NL. RH. 134**

Specify trim manufacturer, spindle size or Accurate trim options.

Locks only, no cylinders or trim included.

See page 12 for special options.

Look for these colors next to individual products signifying that add-on option is available. For pricing see page 3.			FINISH GROUP 1 US4, US4NL, US32D, US26D					FINISH GROUP 2 US3, US3NL, US26, US32, US9, US10, US10B, US14, US15, US19					SPECIAL ARCHITECTURAL FINISHES BN, BB, TN, TB, DURO, ESN, US15A, US5, US19LL						
Backset			1-3/4"	1-1/2"	1-3/4"	2"	2-1/4"	1-1/4"	1-1/2"	1-3/4"	2"	2-1/4"	1-1/4"	1-1/2"	1-3/4"	2"	2-1/4"		
■ 8500ADLS	8600ADLS	Active Dummy Lock as Strike				\$477.00					\$483.00					\$495.00			
■ 8500ADL	8600ADL	Active Dummy Lock				\$272.45					\$278.45					\$290.45			
8501	8601	Deadlock				\$277.10					\$283.10					\$295.10			
8502	8602	Deadlock																	
8503	8603	Deadlock																	
8504	8604	Deadlock																	
8505	8605	Deadlock																	
■ 8522	8622	Store Door				\$350.50					\$356.50					\$368.50			
■ 8524	8624	Dormitory																	
■ 8525	8625	Passage				\$277.10					\$283.10					\$295.10			
■ 8539	8639	Privacy				\$350.50					\$356.50					\$368.50			
■ 8548	8648	Entrance				\$406.75					\$412.75					\$424.75			
■ 8556	8656	Office																	
8558	8658	Institutional				\$350.50					\$356.50					\$368.50			
■ 8559	8659	Storeroom																	



# 8500/8600 Series | Special Strikes

HOW TO SPECIFY:

**ELS. FUNCTION. FINISH. HAND. LIPTOCENTER**

EXAMPLE:

**ELS. 8524. US3NL. RH. 112**

All 8500/8600 Series Mortise Locks include standard strikes for 1-3/4" thick doors.

For extended strikes, specify as listed above.

Please call for pricing larger than 2" lip to center.

<b>FINISH GROUP 1</b> US4, US4NL, US32D, US26D	<b>FINISH GROUP 2</b> US3, US3NL, US26, US32, US9, US10, US10B, US14, US15, US19	<b>SPECIAL ARCHITECTURAL FINISHES</b> BN, BB, TN, TB, DURO, ESN, US15A, US5, US19LL
\$19.65	\$20.75	\$28.35



# 8500/8600 Series | SPECIAL OPTIONS

	<b>Add</b>
SS-SECURITY Security Strikes	\$20.35
KxK Knob x Knob Configuration (not available on all functions)	\$38.65
USD LxL Upside Down (cylinder/thumb turn below levers, not available on all functions)	
USD KxK Upside Down (cylinder/thumb turn below knobs, not available on all functions)	
T8500.BACKSET, T8600.BACKSET Empty Lock Body as Template. Supplied with Faceplate, Strike and Dustbox in Stainless Steel. (Specify backset.)	\$150.20
SilentPac Lever Dampening Disc	\$78.60

**ALWAYS CONSULT WITH ONE OF OUR SALES ENGINEERS PRIOR TO USING ANY 8500 / 8600 SERIES LOCK WITH ESCUTCHEON PLATES**



## 5000TG Series Thumb Grip Entry Set 9100 Series UL Listed Mortise Lock

NEW PRODUCT

COMPLETE SET



HOW TO SPECIFY:

**5000TG.BACKSET.INTERIORTRIM.FINISH[CG or CM].HAND.DOORTHICKNESS**

EXAMPLE:

**5967TG.212.19L.US15.CG.RH.134**

Other functions available, please call for assistance.

Furnished as a complete set. No cylinders included.

Cerakote Premium Protective Coating comes standard with all applicable finishes.

Specify CM for Cerakote Matte and CG for Cerakote Gloss.

		FINISH GROUP 1 US4, US4NL, US26D		FINISH GROUP 2 US3, US3NL, US26, US10B, US14, US15, US19		SPECIAL ARCHITECTURAL FINISHES BN, BB, TN, TB, DURO, ESN, US15A, US5, US19LL	
Backset		2-1/2"	2-3/4"	2-1/2"	2-3/4"	2-1/2"	2-3/4"
5924TG	Dormitory	\$835.00		\$835.00		\$835.00	
5948TG	Entrance						
5959TG	Storeroom						
5967TG	Entrance						
5969TG	Entrance						

For 3-3/4": Add \$250.95 to 2-3/4" Price | For 5": Add \$370.15 to 2-3/4" Price | For 6": Add \$487.10 to 2-3/4" Price



## 5000TG Series Thumb Grip Entry Set 8800 Series Narrow Backset Mortise Lock

NEW PRODUCT

LOCK ONLY

HOW TO SPECIFY:

**5000TG.BACKSET.INTERIORTRIM.FINISH[CG or CM].HAND.DOORTHICKNESS**

EXAMPLE:

**5824TG.2.21L.US4.CM.RH.134**

		FINISH GROUP 1 US4, US4NL, US26D		FINISH GROUP 2 US3, US3NL, US26, US10B, US14, US15, US19		SPECIAL ARCHITECTURAL FINISHES BN, BB, TN, TB, DURO, ESN, US15A, US5, US19LL	
Backset		2-1/2"	2-3/4"	2-1/2"	2-3/4"	2-1/2"	2-3/4"
5824TG	Dormitory	\$935.00		\$935.00		\$935.00	
5848TG	Entrance						
5849TG	Storeroom						
5859TG	Entrance						

For 3-3/4": Add \$250.95 to 2-3/4" Price | For 5": Add \$370.15 to 2-3/4" Price | For 6": Add \$487.10 to 2-3/4" Price



# 1700 Series Narrow Backset Mortise Locksets

**COMPLETE SET**

HOW TO SPECIFY:

**FUNCTION. FACEPLATE. BACKSET. TRIM. FINISH. HAND. DOOR THICKNESS**

EXAMPLE:

**1700. RC. 1. 29L/2R. US3NL. RH. 134**

For 1-3/4" door thicknesses

For Faceplate Edge specify: RF for Radius Edge, BF for Beveled Edge (determined by handing), otherwise Flat Faceplate Edge will be supplied.

For BF (Beveled Edge) add \$29.30 net.

For Faceplate Corners specify: RC for Round Corners, otherwise Square Corners will be supplied.

Complete set furnished standard with 29L Lever and 2R Rose. See page 92 for other Accurate lever options.

No cylinders included, please specify separately. Refer to Cylinder section, page 96.

		FINISH GROUP 1T US4, US4NL, US26D	FINISH GROUP 2T US3, US3NL, US26, US10B, US14, US15, US19	SPECIAL ARCHITECTURAL FINISHES BN, BB, TN, TB, DURO, ESN, US15A, US5, US19LL
Backset		1" or 1-1/8"	1" or 1-1/8"	1" or 1-1/8"
1700ADL	Active Dummy Lock	\$436.55	\$442.55	\$454.55
1725	Passage			
1756	Entrance			
1757	Entrance			
1758	Institution or Asylum			
1759	Storeroom			

**Optional Hold Back Feature, \$60.15 Specify function with H (e.g. 1759H)**

**OTHER ACCURATE TRIM OPTIONS AVAILABLE, UPCHARGE \$36.00, SEE PAGE 92.**

**DOOR THICKNESSES UP TO 2-1/4", UPCHARGE \$36.00**

**OTHER DOOR THICKNESSES AVAILABLE, PRICE ON APPLICATION.**

### FACEPLATE EDGE



FLAT



RADIUS



BEVEL

Flat Faceplate Edge furnished unless otherwise specified. Bevel Faceplate determined by handing.

### FACEPLATE CORNERS



SQUARE



ROUNDED

Square Faceplate Corners furnished unless otherwise specified.



# 1700 Series Narrow Backset Mortise Locks

**LOCK ONLY**

HOW TO SPECIFY:

**FUNCTION. FACEPLATE. BACKSET. TRIM. FINISH. HAND. DOOR THICKNESS**

EXAMPLE:

**1700. RC. 1. 29L/2R. US3NL. RH. 134**

**For 1-3/4" door thicknesses**

**For Faceplate Edge specify: RF for Radius Edge, BF for Beveled Edge (determined by handing), otherwise Flat Faceplate Edge will be supplied.**

**For BF (Beveled Edge Faceplate) add \$29.30 net.**

**For Faceplate Corners specify: RC for Round Corners, otherwise Square Corners will be supplied.**

**Specify trim manufacturer, spindle size or Accurate trim options.**

**Locks only, no cylinders or trim included.**

		<b>FINISH GROUP 1</b> US4, US4NL, US32D, US26D	<b>FINISH GROUP 2</b> US3, US3NL, US26, US32, US9, US10, US10B, US14, US15, US19	<b>SPECIAL ARCHITECTURAL FINISHES</b> BN, BB, TN, TB, DURO, ESN, US15A, US5, US19LL
<b>Backset</b>		<b>1" or 1-1/8"</b>	<b>1" or 1-1/8"</b>	<b>1" or 1-1/8"</b>
1700ADL	Active Dummy Lock	\$189.20	\$195.20	\$207.20
1725	Passage	\$193.55	\$199.55	\$211.55
1756	Entrance	\$262.85	\$268.85	\$280.85
1757	Entrance			
1758	Institution or Asylum			
1759	Storeroom			

**Optional Hold Back Feature, \$60.15 Specify function with H (e.g. 1759H)**



## 1700 Series | Special Strikes

HOW TO SPECIFY:

**ELS. FUNCTION. FINISH. LIPTOCENTER**

EXAMPLE:

**ELS. 1725. US3NL. 112**

**All 1700 Series Mortise Locks include standard strikes for 1-3/4" thick doors.**

**For extended strikes, specify as listed above.**

**Please call for pricing larger than 2" lip to center.**

<b>FINISH GROUP 1</b> US4, US4NL, US32D, US26D	<b>FINISH GROUP 2</b> US3, US3NL, US26, US32, US9, US10, US10B, US14, US15, US19	<b>SPECIAL ARCHITECTURAL FINISHES</b> BN, BB, TN, TB, DURO, ESN, US15A, US5, US19LL
\$19.65	\$20.75	\$28.35



# 9500 Series Interior Mortise Locks

HOW TO SPECIFY:

**FUNCTION. BACKSET. TRIM. FINISH. HAND. DOORTHICKNESS**

EXAMPLE:

**9539. 212. LxL.8mm. US3NL. RH. 134**

Specify trim manufacturer, spindle size or Accurate trim options.

Locks only, no trim included.

Look for these colors next to individual products signifying that add-on option is available. For pricing see page 3.		<b>FINISH GROUP 1</b> US4, US4NL, US32D, US26D			<b>FINISH GROUP 2</b> US3, US3NL, US26, US32, US9, US10, US10B, US14, US15, US19			<b>SPECIAL ARCHITECTURAL FINISHES</b> BN, BB, TN, TB, DURO, ESN, US15A, US5, US19LL		
SilentPac™ Magnetic Latch          SilentPac™ Lever Dampening Disc										
Backset		2" *	2-1/2"	2-3/4"	2" *	2-1/2"	2-3/4"	2" *	2-1/2"	2-3/4"
9525	Passage Latch	\$197.55	\$97.50	\$116.60	\$203.55	\$103.50	\$122.60	\$215.55	\$115.50	\$134.60
9539	Privacy Lock	\$268.30	\$105.55	\$124.65	\$274.30	\$111.55	\$130.65	\$286.30	\$123.55	\$142.65
9500ADLS	Active Dummy Lock as Strike	\$390.05			\$396.05			\$408.05		

\* 2" backset available as special order. No through-bolting, trim must be surface mounted.



# 9800 Series Interior Mortise Locks

HOW TO SPECIFY:

**FUNCTION. BACKSET. TRIM. FINISH. HAND. DOORTHICKNESS**

EXAMPLE:

**9839. 212. LxL.8mm. US3NL. RH. 134**

Specify trim manufacturer, spindle size or Accurate trim options.

Locks only, no trim included.

Look for these colors next to individual products signifying that add-on option is available. For pricing see page 3.		<b>FINISH GROUP 1</b> US4, US4NL, US32D, US26D			<b>FINISH GROUP 2</b> US3, US3NL, US26, US32, US9, US10, US10B, US14, US15, US19			<b>SPECIAL ARCHITECTURAL FINISHES</b> BN, BB, TN, TB, DURO, ESN, US15A, US5, US19LL		
SilentPac™ Magnetic Latch          SilentPac™ Lever Dampening Disc										
Backset		2" *	2-1/2"	2-3/4"	2" *	2-1/2"	2-3/4"	2" *	2-1/2"	2-3/4"
9825	Passage Latch	\$197.55	\$121.90	\$141.00	\$203.55	\$127.90	\$147.00	\$215.55	\$142.75	\$159.00
9839	Privacy Lock	\$268.30	\$129.90	\$149.00	\$274.30	\$135.90	\$155.00	\$286.30	\$150.70	\$167.00
9800ADLS	Active Dummy Lock as Strike	\$390.05			\$396.05			\$402.05		

\* 2" backset available as special order. No through-bolting, trim must be surface mounted.

**9500/9800 SERIES COMES STANDARD WITH HUB ADJUST FEATURE THAT KEEPS LEVERS PERFECTLY LEVEL WITH A SIMPLE ADJUSTMENT**



# Bit Key Mortise Locks

HOW TO SPECIFY:

**FUNCTION. BACKSET. TRIM. FINISH. HAND. DOORTHICKNESS**

EXAMPLE:

**9524. 212. LxL.8mm. US3NL. RH. 134**

Specify trim manufacturer or spindle size.

Locks only, no trim included.

Look for these colors next to individual products signifying that add-on option is available. For pricing see page 3. SilentPac™ Magnetic Latch SilentPac™ Lever Dampening Disc		<b>FINISH GROUP 1</b> US4, US4NL, US32D, US26D					<b>FINISH GROUP 2</b> US3, US3NL, US26, US32, US9, US10, US10B, US14, US15, US19					<b>SPECIAL ARCHITECTURAL FINISHES</b> BN, BB, TN, TB, DURO, ESN, US15A, US5, US19LL				
Backset		1-1/2"	1-3/4"	2"	2-1/2"	2-3/4"	1-1/2"	1-3/4"	2"	2-1/2"	2-3/4"	1-1/2"	1-3/4"	2"	2-1/2"	2-3/4"
9524	Bit Key Lock (2 1/4" spacing)				\$171.50	\$192.10				\$177.50	\$198.10					
9524LLB	Bit Key Deadlock			\$332.35	\$151.85	\$172.45			\$338.35	\$157.85	\$178.45			\$350.35	\$173.45	\$190.45
9824	Bit Key Lock (2 7/8" spacing)				\$195.40	\$216.00				\$201.40	\$222.00					\$217.00
9500BK	Bit Key Deadlock	\$195.40					\$201.40					\$213.40				

**ONE SOLID BRASS, RAW MILL FINISH BIT KEY FURNISHED WITH EACH BIT KEY LOCK. ADDITIONAL KEYS AVAILABLE TO ORDER. SPECIFY AS P/N 09.BK. FINISH. UP TO 3 DIFFERENT KEYS AVAILABLE. PRICE ON APPLICATION.**



# Interior and Bit Key | Special Strikes

HOW TO SPECIFY:

**ELS. FUNCTION. FINISH. HAND. LIPTOCENTER**

EXAMPLE:

**ELS. 9524. US3NL. RH. 112**

All Interior and Bit Key Mortise Locks include standard strikes for 1-3/4" thick doors.

For extended strikes, specify as listed above.

Please call for pricing larger than 2" lip to center.

<b>FINISH GROUP 1</b> US4, US4NL, US32D, US26D	<b>FINISH GROUP 2</b> US3, US3NL, US26, US32, US9, US10, US10B, US14, US15, US19	<b>SPECIAL ARCHITECTURAL FINISHES</b> BN, BB, TN, TB, DURO, ESN, US15A, US5, US19LL
\$19.65	\$20.75	\$28.35



# Interior and Bit Key Mortise Locks

## SPECIAL OPTIONS

	<b>Add</b>
USD KxK Upside Down (thumb turn above knob)	No Additional Charge
USD LxL Upside Down (thumb turn above lever)	
09-BK.BRASS Bit Key, Solid brass, Raw Mill Finish	\$21.35
09-BK.FINISH Bit Key, Choose from US3, US3NL, US26, US10B, US14, US15, US19	\$25.95
09-BK.FINISH Bit Key, Choose from BN, BB, TN, TB, US15A, US5	\$39.65
09-EK.BRASS Emergency Key, Solid Brass, Raw Mill Finish	\$21.35
09-EK.FINISH Emergency Key, Choose from US3, US3NL, US26, US10B, US14, US15, US19	\$25.95
09-EK.FINISH Emergency Key, Choose from BN, BB, TN, TB, US15A, US5	\$39.65
T9500.212, T9800.212 Empty Lock Body as Template. Supplied with Faceplate, Strike and Dustbox in Stainless Steel. (Other backsets available)	\$66.10
SilentPac Lever Dampening Disc	\$78.60
Magnetic Latch	\$90.00



## 6500 Series Screen Door Privacy Locksets

COMPLETE SET

HOW TO SPECIFY:

**FUNCTION. BACKSET. TRIM**[T, O, or R] / [Y, S, R, or C]. **FINISH. HAND. DOOR THICKNESS**

EXAMPLE:

**6539. 2. T/S. US26. RH. 118**

Typical sets	Backset	FINISH GROUP 1T US4, US4NL, US26D			FINISH GROUP 2T US3, US3NL, US26, US10B, US14, US15, US19			SPECIAL ARCHITECTURAL FINISHES BN, BB, TN, TB, DURO, ESN, US15A, US5, US19LL		
		1-1/2"	1-3/4"	2"	1-1/2"	1-3/4"	2"	1-1/2"	1-3/4"	2"
6539.BACKSET.T/S. FINISH.HAND.DT	Privacy Set   Includes 6539 Privacy Lock 6T/60 Escutcheons Pair of 6S/6Y/6C/6R Trim		\$271.10			\$296.45			\$361.30	
6539.BACKSET.R/S. FINISH.HAND.DT	Privacy Set   Includes 6539 Privacy Lock Pair of 6RS Roses Pair of 6S/6Y/6C/6R Trim 6RS-T Thumb Turn		\$295.95			\$326.15			\$404.20	



## 6500 Series Screen Door Passage Locksets

COMPLETE SET

HOW TO SPECIFY:

**FUNCTION. BACKSET. TRIM**[T, O, or R] / [Y, S, R, or C]. **FINISH. HAND. DOOR THICKNESS**

EXAMPLE:

**[6525 or 6500LB]. 2. O/S. US26. RH. 118**

Typical sets	Backset	FINISH GROUP 1T US4, US4NL, US26D			FINISH GROUP 2T US3, US3NL, US26, US10B, US14, US15, US19			SPECIAL ARCHITECTURAL FINISHES BN, BB, TN, TB, DURO, ESN, US15A, US5, US19LL		
		1-1/2"	1-3/4"	2"	1-1/2"	1-3/4"	2"	1-1/2"	1-3/4"	2"
6525.BACKSET.T/Y. FINISH.HAND.DT	Passage Latch Set   Includes: 6525 Passage Latch Pair of 6T/60 Escutcheons Pair of 6S/6Y/6C/6R Trim		\$257.40			\$282.80			\$347.60	
6500LB. BACKSET.R/S. FINISH.HAND.DT	Passage Latch Set   Includes: 6500LB Passage Latch Pair of 6RS Roses Pair of 6S/6Y/6C/6R Trim		\$232.70			\$258.10			\$322.90	



# 6500 Series Screen Door Mortise Locks

**LOCK ONLY**

HOW TO SPECIFY:

**FUNCTION. BACKSET. TRIM. FINISH. HAND. DOORTHICKNESS**

EXAMPLE:

**6525. 2. LxL.8mm. US32. RH. 134**

Specify trim manufacturer, spindle size or Accurate trim options.

Locks only, no trim included.

Locks are supplied with strikes for 1-3/8" thick doors.

		FINISH GROUP 1 US4, US4NL, US32D, US26D			FINISH GROUP 2 US3, US3NL, US26, US32, US9, US10, US10B, US14, US15, US19			SPECIAL ARCHITECTURAL FINISHES BN, BB, TN, TB, DURO, ESN, US15A, US5, US19LL		
Backset		1-1/2"	1-3/4"	2"	1-1/2"	1-3/4"	2"	1-1/2"	1-3/4"	2"
6525	Passage Latch	\$111.20			\$117.20			\$129.20		
6539	Privacy Lock	\$119.20			\$125.20			\$137.20		
6500LB	Latch Bolt Only	\$86.50			\$92.50			\$104.50		
6500DB	Dead Bolt Only									

**For 2-1/2" and 2-3/4" Backsets: Price on Application.**



# 6500 Series Screen Door | Special Strikes

HOW TO SPECIFY:

**ELS. FUNCTION. FINISH. HAND. LIPTOCENTER**

EXAMPLE:

**ELS. 6525 . US3NL. RH. 112**

All 6500 Series Mortise Locks include standard strikes for 1-3/8" thick doors.

For extended strikes, specify as listed above.

Please call for pricing larger than 2" lip to center.

FINISH GROUP 1 US4, US4NL, US32D, US26D	FINISH GROUP 2 US3, US3NL, US26, US32, US9, US10, US10B, US14, US15, US19	SPECIAL ARCHITECTURAL FINISHES BN, BB, TN, TB, DURO, ESN, US15A, US5, US19LL
\$19.65	\$20.75	\$28.35



# 6500 Series Screen Door Trim

HOW TO SPECIFY:








**PRODUCT. FINISH. DOOR THICKNESS**

EXAMPLE:

**6Y. US4. 118**

Specify item number and door thickness.

Each item is sold individually.

		<b>FINISH GROUP 1T</b> US4, US4NL, US26D	<b>FINISH GROUP 2T</b> US3, US3NL, US26, US10B, US14, US15, US19	<b>SPECIAL ARCHITECTURAL FINISHES</b> BN, BB, TN, TB, DURO, ESN, US15A, US5, US19LL				
<b>Levers</b>								
6Y		York Lever	\$48.25	\$53.10	\$66.30			
6Y-D		Dummy York Lever						
6S		Stamford Lever						
6S-D		Dummy Stamford Lever						
6C		Colonial Knob						
6C-D		Dummy Colonial Knob						
6R		Redondo Knob						
6R-D		Dummy Redondo Knob						
<b>Roses</b>								
6RS		Rose				\$24.85	\$29.70	\$42.90
6RS-HD		Dummy Rose (One Side Only)						
6RS-FD		Dummy Rose (Pair)						
6RS-E		Rose with Emergency Access	\$24.85	\$29.70	\$42.90			
6RS-T		Rose with T-turn	\$30.55	\$35.35	\$48.60			



# 6500 Series Screen Door Trim

HOW TO SPECIFY:







**PRODUCT. FINISH. DOOR THICKNESS**

Specify item number and door thickness.

Each item is sold individually.

EXAMPLE:

**6Y. US4. 118**

		<b>FINISH GROUP 1T</b> US4, US4NL, US26D	<b>FINISH GROUP 2T</b> US3, US3NL, US26, US10B, US14, US15, US19	<b>SPECIAL ARCHITECTURAL FINISHES</b> BN, BB, TN, TB, DURO, ESN, US15A, US5, US19LL
<b>Escutcheons</b>				
6T-0		\$24.85	\$29.70	\$42.90
6T-HD	Dummy Traditional Escutcheon (One Side Only)			
6T-FD	Dummy Traditional Escutcheon (Pair)			
6T-E		\$24.85	\$29.70	\$42.90
9T-K	Traditional Escutcheon with Bit Key Cutout (for use with 9524)			
6T-T		\$30.55	\$35.35	\$48.60
60-0		\$24.85	\$29.70	\$42.90
60-HD	Dummy Ovalo Escutcheon (One Side Only)			
60-FD	Dummy Ovalo Escutcheon (Pair)			
60-E		\$24.85	\$29.70	\$42.90
90-K	Ovalo Escutcheon with Bit Key Cutout (for use with 9524)			
60-T		\$30.55	\$35.35	\$48.60



## 733 Horizontal Mortise Locks

HOW TO SPECIFY:

**733. FACEPLATE.TRIM. FINISH. HAND. DOORTHICKNESS**

EXAMPLE:

**733. FF.KxK.8mm. US4. RH. 134**

Locks only, no cylinder or trim included.  
For knob trim only, no through-bolting.

Specify Flat Front (FF) or  
Beveled Front (BF).

		<b>FINISH GROUP 1</b> US4, US4NL, US26D, US32D	<b>FINISH GROUP 2</b> US3, US3NL, US26, US32, US9, US10, US10B, US14, US15, US19	<b>SPECIAL ARCHITECTURAL FINISHES</b> BN, BB, TN, TB, DURO, ESN, US15A, US5, US19LL
733	Horizontal Mortise Lock	\$1,510.15	\$1,516.15	\$1,528.15



## 1912 Urban Deadbolt

HOW TO SPECIFY:

**1912. FINISH. HAND. DOORTHICKNESS**

EXAMPLE:

**1912. US26D. RH. 134**



Rim cylinder not included, reference  
Support section for more information.

Supplied with thumb turn style shown,  
other options available on special order.

		<b>FINISH GROUP 1</b> US4, US4NL, US26D, US32D	<b>FINISH GROUP 2</b> US3, US3NL, US26, US32, US9, US10, US10B, US14, US15, US19	<b>SPECIAL ARCHITECTURAL FINISHES</b> BN, BB, TN, TB, DURO, ESN, US15A, US5, US19LL
1912	Urban Deadbolt	\$358.65	\$364.65	\$376.65

Rim Cylinder add \$43.45 (not included)



# 9500 Series Deadlocks

HOW TO SPECIFY:

**FUNCTION. BACKSET. FINISH**

EXAMPLE:

**9503. 212. US26D**

**UL Listed 3 Hour.**

**Locks only, no cylinder or trim included.**

		FINISH GROUP 1 US4, US4NL, US32D, US26D			FINISH GROUP 2 US3, US3NL, US26, US32, US9, US10, US10B, US14, US15, US19			SPECIAL ARCHITECTURAL FINISHES BN, BB, TN, TB, DURO, ESN, US15A, US5, US19LL		
Backset		2"	2-1/2"	2-3/4"	2"	2-1/2"	2-3/4"	2"	2-1/2"	2-3/4"
9501	Cylinder Outside Only	\$218.80	\$91.25	\$224.80	\$97.25	\$236.80	\$109.25			
9502	Double Cylinder									
9503	Cylinder Outside, T-turn Inside									
9504	Inside T-turn Only									
9505	Emergency Release x T-turn									
9503ST	Classroom Deadlock	\$274.55	\$147.00	\$280.55	\$153.00	\$292.55	\$165.00			

**For 3-3/4": Add \$219.20 to 2-3/4" Price | For 5": Add \$313.10 to 2-3/4" Price | For 6": Add \$412.40 to 2-3/4" Price**



# 7200 Series Deadlocks

HOW TO SPECIFY:

**FUNCTION. BACKSET. FINISH**

EXAMPLE:

**7203. 212. US4NL**

**UL Listed 3 Hour.**

**Locks only, no cylinder or trim included.**

**See page 27 for special options.**

Look for these colors next to individual products signifying that add-on option is available. <b>For pricing see page 3.</b>		FINISH GROUP 1 US4, US4NL, US32D, US26D		FINISH GROUP 2 US3, US3NL, US26, US32, US9, US10, US10B, US14, US15, US19		SPECIAL ARCHITECTURAL FINISHES BN, BB, TN, TB, DURO, ESN, US15A, US5, US19LL	
Backset		2-1/2"	2-3/4"	2-1/2"	2-3/4"	2-1/2"	2-3/4"
■ 7201	Cylinder Outside Only	\$91.25	\$224.80	\$97.25	\$236.80	\$109.25	
■ 7202	Double Cylinder						
■ 7203	Cylinder Outside, T-turn Inside						
■ 7204	Inside T-turn Only						
■ 7205	Emergency Release x T-turn (with through-bolting holes)						
■ 7203ST	Classroom Deadlock	\$147.00	\$280.55	\$153.00	\$292.55	\$165.00	



**For 2", 3-3/4", 5", 6" Backsets: Price on Application.**



# 1600 Series Deadlocks

HOW TO SPECIFY:

**FUNCTION. FACEPLATE. BACKSET. TRIM. FINISH**

EXAMPLE:

**1601. RFRC. 118. 7200P. US32D**

Can only be used with thumb turn cylinder (1603, 1604 functions).

Locks only, no cylinder or thumb turn cylinders included, please specify separately (refer to Cylinder section, page 96).

Specify bolt option: standard or hook bolt. If omitted, standard bolt will be supplied.

		<b>FINISH GROUP 1T</b> US4, US4NL, US26D	<b>FINISH GROUP 2T</b> US3, US3NL, US26, US32, US9, US10, US10B, US14, US15, US19	<b>SPECIAL ARCHITECTURAL FINISHES</b> BN, BB, TN, TB, DURO, ESN, US15A, US5, US19LL
<b>Backset</b>		<b>1" or 1-1/8"</b>	<b>1" or 1-1/8"</b>	<b>1" or 1-1/8"</b>
1601	Cylinder Outside Only	\$189.95	\$195.95	\$207.95
1602	Double Cylinder			
1603	Cylinder Outside, T-turn Inside			
1604	Inside T-turn Only			

# Other Deadlocks

HOW TO SPECIFY:

**FUNCTION. HAND. FINISH**

EXAMPLE:

**339. LH. US4NL**

Locks only, no cylinder or trim included.

See page 27 for special options.

		<b>FINISH GROUP 1</b> US4, US4NL, US32D, US26D	<b>FINISH GROUP 2</b> US3, US3NL, US26, US32, US9, US10, US10B, US14, US15, US19	<b>SPECIAL ARCHITECTURAL FINISHES</b> BN, BB, TN, TB, DURO, ESN, US15A, US5, US19LL
336	1" Backset, Cylinder Outside Only	\$577.25	\$587.25	\$607.25
336 ¾	1" Backset, Double Cylinder			
337	1" Backset, Cylinder x T-turn (please specify door handing)	\$637.30	\$647.30	\$667.30
338	1-½" Backset, Cylinder Outside Only	\$577.25	\$587.25	\$607.25
338 ¾	1-½" Backset, Double Cylinder			
339	1-½" Backset, Cylinder x T-turn (specify door handing)	\$637.30	\$647.30	\$667.30

# Passage Knob Latches

HOW TO SPECIFY:

**FUNCTION. BACKSET. FINISH**

EXAMPLE:

**1000. 234. US3NL**

Locks only, no trim included.

See page 27 for special options.

		<b>FINISH GROUP 1</b> US4, US4NL, US32D, US26D			<b>FINISH GROUP 2</b> US3, US3NL, US26, US32, US9, US10, US10B, US14, US15, US19			<b>SPECIAL ARCHITECTURAL FINISHES</b> BN, BB, TN, TB, DURO, ESN, US15A, US5, US19LL		
<b>Backset</b>		<b>2-½"</b>	<b>2-¾"</b>	<b>3"</b>	<b>2-½"</b>	<b>2-¾"</b>	<b>3"</b>	<b>2-½"</b>	<b>2-¾"</b>	<b>3"</b>
1000	Passage Knob Latch		\$593.25			\$603.25			\$623.25	
1003	Passage Knob Latch	\$593.25			\$603.25			\$623.25		
1016	Passage Knob Latch		\$593.25			\$603.25			\$623.25	

**Custom Backsets: Price on Application.**



## 7800 Series Dead Latches

HOW TO SPECIFY:

**FUNCTION. HAND. FINISH**

EXAMPLE:

**7802.LH.US32D**

Locks only, no cylinder or trim included.

2-3/4" backset only.

		<b>FINISH GROUP 1</b> US4, US4NL, US32D, US26D	<b>FINISH GROUP 2</b> US3, US3NL, US26, US32, US9, US10, US10B, US14, US15, US19	<b>SPECIAL ARCHITECTURAL FINISHES</b> BN, BB, TN, TB, DURO, ESN, US15A, US5, US19LL
7802	Cylinder x Handle Hold Back by Stop in Front	\$341.15	\$351.15	\$371.15
7802-3/4	Cylinder x Cylinder Hold Back by Stop in Front			
7804	Cylinder x Handle No Hold Back	\$326.50	\$336.50	\$356.50
7804-3/4	Double Cylinder No Hold Back			
H7804	Cylinder x Handle Hold Back by Key	\$341.15	\$351.15	\$371.15
H7804-3/4	Double Cylinder Hold Back by Key			
H7805-3/4	Double Cylinder x Handle Hold Back by Key			



## 7800 Series Dead Latches | Handles

		<b>FINISH GROUP 1T</b> US4, US4NL, US26D	<b>FINISH GROUP 2T</b> US3, US3NL, US26, US10B, US14, US15, US19	<b>SPECIAL ARCHITECTURAL FINISHES</b> BN, BB, TN, TB, DURO, ESN, US15A, US5, US19LL
7800	Handle	\$51.50	\$55.50	\$66.50
7800CA	Handle (California Code)	\$69.50	\$73.50	\$84.50

**7800 SERIES DEAD LATCHES CAN BE USED WITH OTHER MANUFACTURERS' TRIM. PLEASE CALL FOR ASSISTANCE.**



## Deadlocks, Knob Latches, Dead Latches SPECIAL OPTIONS

	<b>Add</b>
Dust Boxes for 300 Series Deadlocks, Specify Brass, Stainless Steel or US10B	\$19.25
Dust Boxes for 1000 Series Knob Latches, Specify Brass, Stainless Steel or US10B	
Dust Boxes for 7800 Dead Latches, Specify Brass, Stainless Steel or US10B	
Marine Grade	Price on Application
High Security (for 7200 Deadlocks only)	\$243.45



# Traditional Style Rabbeted Kits

HOW TO SPECIFY:

**TRAD.FUNCTION.HAND.FINISH.DOORTHICKNESS.**1/2. 7/8

EXAMPLE:

**TRAD. 9148. LHR. US4NL. 134. 1/2. 7/8**

Other rabbet thicknesses and depths available, price on application.

		<b>FINISH GROUP 1T</b> US4, US4NL, US26D	<b>FINISH GROUP 2T</b> US3, US3NL, US26, US10B, US14, US15, US19	<b>SPECIAL ARCHITECTURAL FINISHES</b> BN, BB, TN, TB, DURO, ESN, US15A, US5, US19LL
9100	For 9100 Series Locks	\$384.75	\$390.75	\$402.75
8500	For 8500 Series Locks			
8800	For 8800 Series Locks			
9500IML	For 9500 Interior Mortise Locks	\$201.15	\$207.15	\$219.15
9500	For 9500 Deadlocks			
9800IML	For 9800 Interior Mortise Locks			
Other Locks		Price on Application		



# Standard Style Rabbeted Kits

HOW TO SPECIFY:

**STDRAB. FUNCTION. HAND. FINISH. DOORTHICKNESS.**1/2. 7/8

EXAMPLE:

**STDRAB. 9148. LHR. US4NL. 134. 1/2. 7/8**

Other rabbet thicknesses and depths available, price on application.

		<b>FINISH GROUP 1T</b> US4, US4NL, US26D	<b>FINISH GROUP 2T</b> US3, US3NL, US26, US10B, US14, US15, US19	<b>SPECIAL ARCHITECTURAL FINISHES</b> BN, BB, TN, TB, DURO, ESN, US15A, US5, US19LL
9100	For 9100 Series Locks	\$170.05	\$176.05	\$188.05
8500	For 8500 Series Locks			
8800	For 8800 Series Locks			
Other Locks		Price on Application		



## 2022TL Tubular Latch

NEW PRODUCT

COMPLETE SET

HOW TO SPECIFY:

**FUNCTION. BACKSET. TRIM. FINISH. HAND. DOORTHICKNESS**

EXAMPLE:

**2022TL-PA. 238. 19L/1R. US4. RH. 138**

Features variable spring tension and latch projection, field adjustable levers, less than 15 degree rotation for ease of use.

2-3/8" or 2-3/4" backset standard.

Furnished as a complete set with Accurate trim.

For trim options, see page 92.

	FINISH GROUP 1 US4, US4NL, US32D, US26D	FINISH GROUP 2 US3, US3NL, US26, US32, US9, US10, US10B, US14, US15, US19	SPECIAL ARCHITECTURAL FINISHES BN, BB, TN, TB, DURO, ESN, US15A, US5, US19LL
Backset	2-3/8" or 2-3/4"	2-3/8" or 2-3/4"	2-3/8" or 2-3/4"
2022TL Latch Set (Passage or Privacy) Includes: 2022TL Tubular Latch, Pair of Roses, Pair of Levers	\$403.90	\$439.20	\$540.10
2022 TL Entry Set Includes: 2022TL Tubular Latch, Tubular Deadbolt, Pair of Roses, Pair of Levers, Rim Cylinder, Thumb Turn	\$565.90	\$607.20	\$720.10



## 2022TL Tubular Latch

NEW PRODUCT

LOCK ONLY

HOW TO SPECIFY:

**FUNCTION. BACKSET. TRIM. FINISH. HAND. DOORTHICKNESS**

EXAMPLE:

**2022TL-PA. 238. LxL.8mm. US4NL. RH. 138**

Features variable spring tension and latch projection, field adjustable levers, less than 15 degree rotation for ease of use.


2-3/8" or 2-3/4" backset standard.

Specify trim manufacturer and spindle size.


	FINISH GROUP 1 US4, US4NL, US32D, US26D	FINISH GROUP 2 US3, US3NL, US26, US32, US9, US10, US10B, US14, US15, US19	SPECIAL ARCHITECTURAL FINISHES BN, BB, TN, TB, DURO, ESN, US15A, US5, US19LL
Backset	2-3/8" or 2-3/4"	2-3/8" or 2-3/4"	2-3/8" or 2-3/4"
2022TL-TB Deadbolt	\$42.00	\$48.00	\$60.00
2022TL-PA Passage	\$56.00	\$62.00	\$74.00
2022TL-PRI Privacy			



# ELECTRIFIED LOCKS



30	Add-On Options for Electrified Locks
31	M9100E Series Motor Drive Electrified Mortise Locks
32	M9134E/M9167E Motor Drive Electrified Mortise Lock with Deadbolt
33	M875XE/M885XE Motor Drive Narrow Backset Electrified Mortise Locks
34	M875XE-UL/M885XE-UL Listed Motor Drive Narrow Backset Electrified Mortise Locks
34	M1700E Motor Drive Electrified Narrow Backset Mortise Locks
34	Motor Drive Electrified Mortise Lock   Special Options
35	SmartEntry™ SM9159E Series Smartphone Mortise Lockset
35	SmartEntry™ SM9159E Series Smartphone Mortise Lock
36	SmartEntry™ SM9159E   Additional Components
37	SmartEntry™ SL-SM9159E Self-Latching Mortise Lock for Sliding Door Set   Sectional Trim
37	SmartEntry™ SL-SM9159E Self-Latching Mortise Lock for Sliding Door Set   ADA Trim
38	SmartEntry™ SL-SM9159E Self-Latching Mortise Lock for Sliding Door Set   PDL Trim
38	SmartEntry™ SL-SM9159E Self-Latching Mortise Lock for Sliding Doors
38	SmartEntry™ SL-SM9159E   Components
39	SL-M915XE Self-Latching Motor Drive Electrified Mortise Lock for Sliding Door Set
39	SL-M915XE Self-Latching Motor Drive Electrified Mortise Lock for Sliding Doors
39	Monitoring Functions
40	M9100ELR Electric Latch Retraction Lockset
40	M9100ELR Electric Latch Retraction Lock
41	9143ELR Electrified Latch Retraction Accessible Restroom Lockset
41	9143ELR Electrified Latch Retraction Accessible Restroom Lock
42	M8800ELR Electric Latch Retraction Lockset
42	M8800ELR Electric Latch Retraction Lock



# ADD-ON OPTIONS FOR ELECTRIFIED LOCKS



## SilentPac™ Quiet Lock

Cushioned Latch Bolt and Insulated Lock Body Muffle Noise

Available for 9100 Series

### Price on Application

Specify Q after lock series number

(E.g. M9159E-Q)



## SilentPac™ Lever Dampening Disc

Diminishes Noise by Making Lever Return Smoother

Pair with Quiet Mortise Lock or Magnetic Latch for the Complete Quiet Package

Available for 9100, 8800, 8700 Series

### Add \$78.60 to lock cost

Specify SP after lock series number

(E.g. M9158E.SP)



## High Security Solutions

300x Stronger than the Grade 1 Requirement

Available for 9100 Series

### Add \$243.45 to lock cost

Specify SEC after lock series number

(E.g. M9159E-SEC)





# M9134E / M9167E Series Motor Drive Electrified Mortise Locks with Mechanical Deadbolt

HOW TO SPECIFY:

**FUNCTION-MONITOR. BACKSET. TRIM. FINISH. HAND. DOORTHICKNESS**

EXAMPLE:

**M9167E-DM. 212. 29L/2R. US10B. RH. 134**





Specify trim manufacturer, spindle size or Accurate trim options.

Locks only, no cylinders or trim included.

Universal output voltage (between 11V – 30V)

Furnished as **FAIL SECURE**, can easily be changed to **FAIL SAFE** and adapted for design variations.

**DS (Deadbolt Security Monitor) must be specified on M9034E/M9134E. It will come standard on M9067E/M9167E.**

Look for these colors next to individual products signifying that add-on option is available. For pricing see page 27.			<b>FINISH GROUP 1</b> US4, US4NL, US32D, US26D		<b>FINISH GROUP 2</b> US3, US3NL, US26, US32, US9, US10, US10B, US14, US15, US19		<b>SPECIAL ARCHITECTURAL FINISHES</b> BN, BB, TN, TB, DURO, ESN, US15A, US5, US19LL		
 SilentPac™ Quiet Lock  High Security Solutions  SilentPac™ Lever Dampening Disc									
			<b>Backset</b>		<b>2-1/2"</b>		<b>2-3/4"</b>		
					<b>2-1/2"</b>		<b>2-3/4"</b>		
	M9034E	M9134E	Fail Secure	\$861.00	\$841.15	\$867.00	\$847.15	\$879.00	\$859.15
	M9067E	M9167E		\$991.95	\$972.00	\$997.95	\$978.00	\$1,009.95	\$990.00
<b>For 3-3/4": Add \$250.95 to 2-3/4" Price   For 5": Add \$370.15 to 2-3/4" Price   For 6": Add \$487.10 to 2-3/4" Price</b>									

## Monitoring Functions

				ADD-ON COST PER MONITOR   PER UNIT	
		M9034E / M9134E	M9067E / M9167E		
AE	REX (Authorized Egress)	✓		\$197.35	
LB	Locking Bar Monitoring	✓	✓		
DM	Deadbolt Monitoring	✓	✓		
DS	Deadbolt Secure (Fail Secure Locks Only)	No upcharge (specify if needed)	Standard (no upcharge)	Standard (no upcharge)	



# M875XE/M885XE Series Motor Drive Electrified Narrow Backset Mortise Locks

HOW TO SPECIFY:

**FUNCTION-MONITOR. BACKSET. TRIM. FINISH. HAND. DOORTHICKNESS**

EXAMPLE:

**M8758E-AE. 2. 29L/2R. US26D. RH. 138**

Specify trim manufacturer, spindle size or Accurate trim options.

Locks only, no cylinders or trim included.

Universal output voltage (accepts between 11V-30V).

Furnished as **FAIL SECURE**, can easily be changed to **FAIL SAFE** and adapted for design variations.

		FINISH GROUP 1 US4, US4NL, US32D, US26D			FINISH GROUP 2 US3, US3NL, US26, US32, US9, US10B, US14, US15, US19			SPECIAL ARCHITECTURAL FINISHES BN, BB, TN, TB, DURO, ESN, US15A, US5, US19LL			
		Backset	1-3/4"	2"	2-1/4"	1-3/4"	2"	2-1/4"	1-3/4"	2"	2-1/4"
M8758E	M8858E	Fail Secure	\$809.55			\$815.65			\$827.65		
M8759E	M8859E										

**AE Monitor available, Add \$197.35**



**RMS Rapid Make + Ship Program:**

Ship in 3 days | Specify RMS.M885XE | 1-3/4" or 2" Backset (no monitor)  
Finish Groups 1 + 2 | Add 20% to lock cost | Shipping + Handling are additional | Limit 10 Per Order



# M875XE-UL/M885XE-UL Series Listed Motor Drive Electrified Narrow Backset Mortise Locks

HOW TO SPECIFY:

**FUNCTION-MONITOR. BACKSET. TRIM. FINISH. HAND. DOORTHICKNESS**

EXAMPLE:

**M8758E-UL. 2. 29L/2R. US3NL. RH. 138**

Locks only, no cylinders or trim included.

Universal output voltage (between 11V – 30V)

Furnished as **FAIL SECURE**, can easily be changed to **FAIL SAFE** and adapted for design variations.

		FINISH GROUP 1 US4, US4NL, US32D, US26D			FINISH GROUP 2 US3, US3NL, US26, US32, US9, US10B, US14, US15, US19			SPECIAL ARCHITECTURAL FINISHES BN, BB, TN, TB, DURO, ESN, US15A, US5, US19LL			
		Backset	1-3/4"	2"	2-3/4"	1-3/4"	2"	2-3/4"	1-3/4"	2"	2-3/4"
M8758E-UL	M8858E-UL	Fail Secure	\$1,152.25			\$1,158.25			\$1,170.25		
M8759E-UL	M8859E-UL										

**AE Monitor available, Add \$197.35**



# M1700E Motor Drive Electrified Narrow Backset Mortise Locks

HOW TO SPECIFY:

**FUNCTION. FACEPLATE. BACKSET. TRIM. FINISH. HAND. DOORTHICKNESS**

EXAMPLE:

**M1759E. RFRC. 118. 29L/2R. US26D. RH. 134**

For Faceplate Edge Specify: **RF** for Radius Edge, **BF** for Beveled Edge (determined by handing), otherwise Flat Faceplate Edge will be supplied.

For **BF** (Beveled Edge Faceplate) add \$29.30 net.

For Faceplate Corner Specify: **RC** for Round Corners, otherwise Square Corners will be supplied.

**12-24 AC/DC**  
(11V-30V Operating Range)

		FINISH GROUP 1 US4, US4NL, US32D, US26D			FINISH GROUP 2 US3, US3NL, US26, US32, US9, US10B, US14, US15, US19			SPECIAL ARCHITECTURAL FINISHES BN, BB, TN, TB, DURO, ESN, US15A, US5, US19LL			
		Backset	1-1/8"			1-1/8"			1-1/8"		
M1758E	Institutional or Asylum	Fail Secure	\$809.55			\$815.55			\$827.55		
M1759E	Storeroom										

**Pair with Accurate Trim for a Complete Set: Add \$288.75.**  
(Compatible with all Levers, 2R/4R Roses, 1E-175 Escutcheon. All Finishes)



# Motor Drive Electrified Mortise Locks SPECIAL OPTIONS

	Add
Molex Connector for Motor Drive Electrified Mortise Locks (Specify MOLEX_ASSA or MOLEX_ALLEGION. For other hinge brands or monitors not included in these connectors please call for assistance)	\$56.55
Long Lead Wires for Motor Drive Electrified Mortise Locks	\$12.45



## SmartEntry™ SM9159E Series Smartphone Mortise Lockset

### COMPLETE SET

HOW TO SPECIFY:

**SM9159E-SEC. BACKSET. TRIM. FINISH. HAND. DOORTHICKNESS**

EXAMPLE:

**SM9159E-SEC. 212. 19L/1R. US3. RH. 134**

2-1/2" or 2-3/4" backset, larger backsets available special order.

Furnished as a complete set with Accurate trim (set price reflects discount).

	<b>FINISH GROUP 1</b> US4, US4NL, US32D, US26D	<b>FINISH GROUP 2</b> US3, US3NL, US26, US32, US9, US10B, US14, US15, US19	<b>SPECIAL ARCHITECTURAL FINISHES</b> BN, BB, TN, TB, DURO, ESN, US15A, US5, US19LL
SM9159E-SEC	\$1,350.00		



## SmartEntry™ SM9159E Series Smartphone Mortise Lock

### LOCK ONLY

HOW TO SPECIFY:

**SM9159E-SEC. BACKSET. TRIM. FINISH. HAND. DOORTHICKNESS**

EXAMPLE:

**SM9159E-SEC. 212. LxL.8mm. US3. RH. 134**

2-1/2" or 2-3/4" backset, larger backsets available special order.

Specify trim manufacturer, spindle size or Accurate trim options.

Locks only, no cylinders or trim included.

	<b>FINISH GROUP 1</b> US4, US4NL, US32D, US26D	<b>FINISH GROUP 2</b> US3, US3NL, US26, US32, US9, US10B, US14, US15, US19	<b>SPECIAL ARCHITECTURAL FINISHES</b> BN, BB, TN, TB, DURO, ESN, US15A, US5, US19LL
SM9159E-SEC	\$1,120.00		

High Security Mortise Lock (SEC) provided standard (solid, stainless latch bolt). Brass bolts available at an upcharge. Optional Grade 1 Mortise with anti-friction latch bolt (AF) is available.

**NET PRICE INCLUDES:**

- + CPU logic board
- + Ethernet Bridge (to allow remote operation)  
(temporarily on backorder)
- + Battery Pack

**NOTE: END USER WILL BE RESPONSIBLE FOR PAYMENT (DIRECTLY TO IT PARTNER):**

- + Activation Fee (one-time) \$55
- + Annual licensing fee \$130



## SmartEntry™ SM9159E Additional Components

SM-KP	SmartEntry™ Bluetooth® Wireless Key Pad	\$425.00
-------	---	----------



# SmartEntry™ SL-SM9159E Series Self-Latching Mortise Lock for Sliding/Pocket Doors Set

COMPLETE SET

2-1/2" or 2-3/4" Standard Backset  
 Includes 4 year software subscription (Delphian Systems)  
 SL-SM9159E SmartEntry Self-Latching Sliding Door Lock  
 CPU Logic Board  
 Battery Pack with 4 AA Batteries  
 Furnished as a complete set with Accurate trim  
 (set price reflects discount).  
 Cylinder by others unless specified (see cylinder pricing)

HOW TO SPECIFY:

**SL-SM9159E. BACKSET. TRIM. FINISH. HAND. DOORTHICKNESS**

EXAMPLE:

**SL-SM9159E. 212. 29L/1R. US4. RH. 134**



		FINISH GROUP 1 US4, US4NL, US32D, US26D	FINISH GROUP 2 US3, US3NL, US26, US32, US9, US10B, US14, US15, US19	SPECIAL ARCHITECTURAL FINISHES BN, BB, TN, TB, DURO, ESN, US15A, US5, US7, US7NL, US19LL
SL-SM9159E	Sectional Trim	\$1,320.00		

**BATTERY OPERATED, WIRELESS OPERATION VIA KEYPAD.**



# SmartEntry™ SL-SM9159E Series Self-Latching Mortise Lock for Sliding/Pocket Doors

COMPLETE SET

HOW TO SPECIFY:

**SL-SM9159E-ADA. BACKSET. TRIM. FINISH. HAND. DOORTHICKNESS**

EXAMPLE:

**SL-SM9159E-ADA. 212. 29L. US15. LH. 134**



		FINISH GROUP 1 US4, US4NL, US32D, US26D	FINISH GROUP 2 US3, US3NL, US26, US32, US9, US10B, US14, US15, US19	SPECIAL ARCHITECTURAL FINISHES BN, BB, TN, TB, DURO, ESN, US15A, US5, US19LL
SL-SM9159E	ADA Trim	\$1,320.00		

**BATTERY OPERATED, WIRELESS OPERATION VIA KEYPAD.**



# SmartEntry™ SL-SM9159E Series Self-Latching Pocket Door Mortise Lockset | Pocket Door Trim

**COMPLETE SET**

HOW TO SPECIFY:  
**SL-SM9159E-PDL. BACKSET. FINISH. HAND. DOORTHICKNESS**

EXAMPLE:  
**SL-SM9159E-PDL.212.US15.LH.134**



		<b>FINISH GROUP 1</b> US4, US4NL, US32D, US26D	<b>FINISH GROUP 2</b> US3, US3NL, US26, US32, US9, US10B, US14, US15, US19	<b>SPECIAL ARCHITECTURAL FINISHES</b> BN, BB, TN, TB, DURO, ESN, US15A, US5, US7, US7NL, US19LL
SL-SM9159E	PDL Trim	\$1,320.00		



# SmartEntry™ SL-SM9159E Self-Latching Mortise Lock for Sliding Doors

**LOCK ONLY**

HOW TO SPECIFY:  
**SL-SM9159E. BACKSET. TRIM. FINISH. HAND. DOORTHICKNESS**

EXAMPLE:  
**SL-SM9159E. 212. LxL.8mm. US4. RH. 134**

Specify trim manufacturer, spindle size or Accurate trim options.

Locks only, no cylinders or trim included.

		<b>FINISH GROUP 1</b> US4, US4NL, US32D, US26D	<b>FINISH GROUP 2</b> US3, US3NL, US26, US32, US9, US10B, US14, US15, US19	<b>SPECIAL ARCHITECTURAL FINISHES</b> BN, BB, TN, TB, DURO, ESN, US15A, US5, US7, US7NL, US19LL
SL-SM9159E		\$1,120.00		

**BATTERY OPERATED, WIRELESS OPERATION VIA KEYPAD.**



# SmartEntry™ SL-SM9159E Additional Components

SM-EB	Ethernet Bridge (remote access)	\$225.00 each net
SM-KP	Key Pad	\$425.00 each net



## SL-M915XE Series Self-Latching Motor Drive Electrified Mortise Lock for Sliding Door Set

**COMPLETE SET**

**SL-M915XE. BACKSET. TRIM. FINISH. HAND. DOORTHICKNESS**

EXAMPLE:

**SL-M9159E. 212. 18L/1R. US4. RH. 134**

Furnished as a complete set with Accurate trim (set price reflects discount).

Universal output voltage (accepts between 11V – 30V).

Furnished as FAIL SECURE.

		FINISH GROUP 1 US4, US4NL, US32D, US26D		FINISH GROUP 2 US3, US3NL, US26, US32, US9, US10B, US14, US15, US19		SPECIAL ARCHITECTURAL FINISHES BN, BB, TN, TB, DURO, ESN, US15A, US5, US19LL	
Backset		2-1/2"	2-3/4"	2-1/2"	2-3/4"	2-1/2"	2-3/4"
SL-M9058E	SL-M9158E	\$1,200.00					
SL-M9059E	SL-M9159E						

Other Backsets Available, Price on Application.



## SL-M915XE Self-Latching Motor Drive Electrified Mortise Lock for Sliding Doors

**LOCK ONLY**

HOW TO SPECIFY:

**SL-M915XE. BACKSET. TRIM. FINISH. HAND. DOORTHICKNESS**

EXAMPLE:

**SL-M9159E. 212. LxL.8mm. US4. RH. 134**

Specify trim manufacturer, spindle size or Accurate trim options.

Locks only, no cylinders or trim included.

Universal output voltage (accepts between 11V – 30V).

Furnished as FAIL SECURE.

		FINISH GROUP 1 US4, US4NL, US32D, US26D		FINISH GROUP 2 US3, US3NL, US26, US32, US9, US10B, US14, US15, US19		SPECIAL ARCHITECTURAL FINISHES BN, BB, TN, TB, DURO, ESN, US15A, US5, US19LL	
Backset		2-1/2"	2-3/4"	2-1/2"	2-3/4"	2-1/2"	2-3/4"
SL-M9058E	SL-M9158E	\$995.00					
SL-M9059E	SL-M9159E						

Other Backsets Available, Price on Application.



## Monitoring Functions

		ADD-ON COST PER MONITOR   PER UNIT
AE	REX (Authorized Egress)	\$197.35
LPF	Lock Out Privacy Monitoring	\$252.25



# M9100ELR Series Motor Drive Electrified Latch Retraction Lockset

**COMPLETE SET**

HOW TO SPECIFY:

**FUNCTION-MONITOR. BACKSET. TRIM. FINISH. HAND. DOORTHICKNESS**

EXAMPLE:

**M9159ELR-AE. 212. 29L/2R. US26D. RH. 134**

Furnished as a complete set with Accurate trim (set price reflects discount).

No cylinders included.

24VDC +/- 10% FAIL SECURE Operation.

			FINISH GROUP 1 US4, US4NL, US32D, US26D		FINISH GROUP 2 US3, US3NL, US26, US32, US9, US10B, US14, US15, US19		SPECIAL ARCHITECTURAL FINISHES BN, BB, TN, TB, DURO, ESN, US15A, US5, US19LL		
Backset			2-1/2"	2-3/4"	2-1/2"	2-3/4"	2-1/2"	2-3/4"	
M9025ELR	M9125ELR	Passage	\$1,225.00						
M9058ELR	M9158ELR	Institutional							
M9059ELR	M9159ELR	Storeroom							
For 3-3/4": Add \$250.95 to 2-3/4" Price   For 5": Add \$370.15 to 2-3/4" Price   For 6": Add \$487.10 to 2-3/4" Price									



# M9100ELR Series Motor Drive Electrified Latch Retraction Lock

**LOCK ONLY**

HOW TO SPECIFY:

**FUNCTION-MONITOR. BACKSET. TRIM. FINISH. HAND. DOORTHICKNESS**

EXAMPLE:

**M9159ELR-AE. 212. LxL.8mm. US26D. RH. 134**

Locks only, no cylinders or trim included.

Specify trim manufacturer/spindle size.

24VDC +/- 10% FAIL SECURE Operation.

			FINISH GROUP 1 US4, US4NL, US32D, US26D		FINISH GROUP 2 US3, US3NL, US26, US32, US9, US10B, US14, US15, US19		SPECIAL ARCHITECTURAL FINISHES BN, BB, TN, TB, DURO, ESN, US15A, US5, US19LL		
Backset			2-1/2"	2-3/4"	2-1/2"	2-3/4"	2-1/2"	2-3/4"	
M9025ELR	M9125ELR	Passage	\$1,020.00						
M9058ELR	M9158ELR	Institutional							
M9059ELR	M9159ELR	Storeroom							
For 3-3/4": Add \$250.95 to 2-3/4" Price   For 5": Add \$370.15 to 2-3/4" Price   For 6": Add \$487.10 to 2-3/4" Price									

AE Monitor available, Add \$197.35



## 9143ELR Electrified Latch Retraction Accessible Restroom Lockset

COMPLETE SET

HOW TO SPECIFY:

**FUNCTION. BACKSET. TRIM. FINISH. HAND. DOORTHICKNESS. DOORTYPE**

EXAMPLE:

**9143ELR. 234. 29L/1R-ELR. US26D. RH. 134.METAL**

Furnished as a complete set with Accurate trim (set price reflects discount).

No cylinders included.

24VDC +/- 10% FAIL SECURE Operation.

			FINISH GROUP 1 US4, US4NL, US32D, US26D		FINISH GROUP 2 US3, US3NL, US26, US32, US9, US10B, US14, US15, US19		SPECIAL ARCHITECTURAL FINISHES BN, BB, TN, TB, DURO, ESN, US15A, US5, US19LL		
Backset			2-1/2"	2-3/4"	2-1/2"	2-3/4"	2-1/2"	2-3/4"	
9043ELR	9143ELR	Restroom	1,520.00						

Also available in 3-3/4", 5" and 6" Backsets: Price on Application.



## 9143ELR Electrified Latch Retraction Accessible Restroom Lock

LOCK ONLY

HOW TO SPECIFY:

**FUNCTION. BACKSET. TRIM. FINISH. HAND. DOORTHICKNESS. DOORTYPE**

EXAMPLE:

**9143ELR. 234. LxL.8mm. US26D. RH. 134.METAL**

Locks only, no cylinders or trim included.

Specify trim manufacturer/spindle size.

24VDC +/- 10% FAIL SECURE Operation.

			FINISH GROUP 1 US4, US4NL, US32D, US26D				FINISH GROUP 2 US3, US3NL, US26, US32, US9, US10B, US14, US15, US19				SPECIAL ARCHITECTURAL FINISHES BN, BB, TN, TB, DURO, ESN, US15A, US5, US19LL			
Backset			1-1/2"	1-3/4"	2"	2-1/4"	1-1/2"	1-3/4"	2"	2-1/4"	1-1/2"	1-3/4"	2"	2-1/4"
9043ELR	9043ELR	Restroom	\$1,220.00											

Also available in 3-3/4", 5" and 6" Backsets: Price on Application.



# M8800ELR Motor Drive Electrified Latch Retraction Narrow Backset Lockset

**COMPLETE SET**

HOW TO SPECIFY:

**FUNCTION. BACKSET.TRIM. FINISH. HAND. DOORTHICKNESS**

EXAMPLE:

**M8859ELR. 214. 21L/1R. US5.RH. 134**

Furnished as a complete set with Accurate lever trim (set price reflects discount).

No cylinders included.

24VDC FAIL SECURE Operation, requires a high amperage power supply up to 12Amps.

Wood Door Kit available, price on application.

		FINISH GROUP 1 US4, US4NL, US32D, US26D		FINISH GROUP 2 US3, US3NL, US26, US32, US9, US10B, US14, US15, US19				SPECIAL ARCHITECTURAL FINISHES BN, BB, TN, TB, DURO, ESN, US15A, US5, US19LL			
Backset		2-1/2"	2-3/4"	2-1/2"	2-3/4"	2-1/2"	2-3/4"	2-1/2"	2-3/4"		
M8825ELR	Passage	1,425.00									
M8858ELR	Institutional										
M8859ELR	Storeroom										



# M8800ELR Motor Drive Electrified Latch Retraction Narrow Backset Lock

**LOCK ONLY**

HOW TO SPECIFY:

**FUNCTION. BACKSET.TRIM. FINISH. HAND. DOORTHICKNESS**

EXAMPLE:

**M8859ELR. 214. LxL.8mm. US26. RH. 134**

Lock only, no cylinder or trim included.

Specify trim manufacturer/spindle size.


24VDC FAIL SECURE Operation, requires a high amperage power supply up to 12Amps.

Wood Door Kit available, price on application.


		FINISH GROUP 1 US4, US4NL, US32D, US26D				FINISH GROUP 2 US3, US3NL, US26, US32, US9, US10B, US14, US15, US19				SPECIAL ARCHITECTURAL FINISHES BN, BB, TN, TB, DURO, ESN, US15A, US5, US19LL			
Backset		1-1/2"	1-3/4"	2"	2-1/4"	1-1/2"	1-3/4"	2"	2-1/4"	1-1/2"	1-3/4"	2"	2-1/4"
M8825ELR	Passage	\$1,225.00											
M8858ELR	Institutional												
M8859ELR	Storeroom												



**SLIDING, POCKET  
+ BARN DOORS**



43	Add-On Options for Sliding + Pocket Doors
44-45	Pocket Door Hardware Sets S, N, A or O Flush Pulls   Exposed Fasteners
46-47	Pocket Door Hardware Sets CS, CN, CA or CO Flush Pulls   Concealed Fasteners
48-49	Pocket Door Hardware Sets IS, IN, IA or IO Flush Pulls   Invisi-Mount Fasteners
50	Pocket Door Hardware Sets   Special Options
51	VT Vantage Collection Pocket Door Privacy Sets   Exposed Fasteners
51	VTC Vantage Collection Pocket Door Privacy Sets   Concealed Fasteners
52	VT Vantage Collection Pocket Door Passage Sets   Exposed Fasteners
52	VTC Vantage Collection Pocket Door Passage Sets   Concealed Fasteners
53	Pocket Door Edge Pulls
53	Sliding Door Locks
54	Pocket Door Locks
54	Sliding and Pocket Door   Special Options
55	2002 Flush Pulls   Exposed Fasteners
56	2002 Flush Pulls   Concealed Fasteners
57	I2002 Flush Pulls   Invisi-Mount
58	Flush Trim   FE2348 and FC2348 Series
59	Flush Trim   24R Series
60	Flush Trim   24S Series
61	Sliding and Pocket Door Tubular Privacy Sets
62	Pocket Door Tubular Passage Sets
62	161 Pocket Door Locks
63	R161 Flush Trim   Tubular Locks
64	S161 Flush Trim   Tubular Locks
65	2001ADAP Sliding Door Hardware Sets
66	9100ADAL Sliding Door Hardware Sets
67	SL9100ADA Self-Latching Sliding Door Hardware Sets
68	SL9100PDL Self-Latching Pocket Door Hardware Sets
69	9100BDL Barn Door Hardware Sets   ADA Trim
70	9100BDL Barn Door Hardware Sets   2002 Flush Pull Trim   Exposed Fasteners
71	9100BDL Barn Door Hardware Sets   2002 Flush Pull Trim   Concealed Fasteners
72	9100BDL Barn Door Hardware Sets   Combination Trim ADA Pull + Flush Pull Exposed Fasteners
73	9100BDL Barn Door Hardware Sets   Combination Trim ADA Pull + Flush Pull Concealed Fasteners
74	9500VR Vertical Rod Locksets   ADA Trim
75	9500VR Vertical Rod Locksets   Flush Pull Trim 24R or 2002 Flush Pulls   Exposed Fasteners
76	9500VR Vertical Rod Locksets   Flush Pull Trim 24S or 2002 Flush Pulls   Concealed Fasteners
77	ADA Sliding and Pocket Door Locks
78	SL-1700SDL Narrow Backset Self-Latching Mortise Lock for Sliding Doors



# ADD-ON OPTIONS FOR SLIDING AND POCKET DOORS



## SilentPac™ Quiet Pocket Door Pull

Features a slow-release of the edge pull resulting in a quieter solution for space-saving pocket doors.

Available for 2002CPDL, 2000, 2002CPDP,  
2002CPDS Series

### Add \$30.60 to lock cost

Waived when ordered as a complete set

Available for 2011PDP-Q

### Add \$87.80 to lock cost

Specify as:

2002Q Pocket Door Lock with Integrated Edge Pull

2002CPDS-Q Pocket Door Strike with Integrated  
Edge Pull

2002CPDP-Q Pocket Door Edge Pull

2000Q Pocket Door Edge Pull

2011PDP-Q Pocket Door Edge Pull with Large Bale



### 2011PDP-Q

Pocket Door Edge Pull  
with Large Bale

### 2002Q

Privacy Pocket Door Lock  
with Integrated Edge Pull

### 2002CPDS-Q

Pocket Door Strike with  
Integrated Edge Pull

### 2002CPDP-Q

Pocket Door  
Edge Pull

### 2000Q

Pocket Door  
Edge Pull



# Pocket Door Hardware Sets

## S, N, A or O Flush Pulls | Exposed Fasteners

**COMPLETE SET**

HOW TO SPECIFY (**SINGLE DOORS**):

[S, N, A, O Flush Pulls]. **FUNCTION.** BACKSET. **FINISH.** DOORTHICKNESS. **SD**

EXAMPLE:

**S. 2002CPDL-5. 2. US14. 134. SD**

Prices as shown when supplied with 2", 2-1/2", or 2-3/4" backset locks.

For use on 1-3/4" thick doors.

Cylinders not included, reference Support section for more information.

See page 50 for special options.



**2002CPDL**



**'S' STYLE FLUSH PULL**



**'N' STYLE FLUSH PULL**



**'A' STYLE FLUSH PULL**



**'O' STYLE FLUSH PULL**

Look for these colors next to individual products signifying that add-on option is available. For pricing see page 42.		<b>FINISH GROUP 1T</b> US4, US4NL, US26D			<b>FINISH GROUP 2T</b> US3, US3NL, US26, US10B, US14, US15, US19			<b>SPECIAL ARCHITECTURAL FINISHES</b> BN, BB, TN, TB, DURO, ESN, US15A, US5, US19LL		
Typical Sets for Single Doors	Backset	2"	2 1/2"	2 3/4"	2"	2 1/2"	2 3/4"	2"	2 1/2"	2 3/4"
		<p><b>■</b> 2002CPDL-1</p> <p>By Key Outside Only for SINGLE DOORS   Includes: 2002CPDL Lock with Integrated Edge Pull, Flush Trim: Cylinder Cutout x Blank, 2002C Cylinder Collar</p>								
<p><b>■</b> 2002CPDL-2</p> <p>By Key Outside and Inside for SINGLE DOORS   Includes: 2002CPDL Lock with Integrated Edge Pull, Flush Trim: Cylinder Cutout x Cylinder Cutout, 2002C Cylinder Collar</p>	\$391.35	\$335.10	\$406.30	\$350.05	\$451.95	\$395.70				
<p><b>■</b> 2002CPDL-3</p> <p>By Key Outside x T-turn inside for SINGLE DOORS   Includes: 2002CPDL Lock with Integrated Edge Pull, Flush Trim: Cylinder Cutout x T-turn, 2002C Cylinder Collar</p>	\$409.30	\$353.05	\$424.25	\$368.00	\$469.95	\$413.70				
<p><b>■</b> 2002CPDL-3i</p> <p>By Key Outside x T-turn inside for SINGLE DOORS   Includes: 2002CPDL Lock with Integrated Edge Pull, Flush Trim: Cylinder Cutout with Indicator x T-turn, 2002C Cylinder Collar</p>	\$453.45	\$397.20	\$468.55	\$412.30	\$514.25	\$458.00				
<p><b>■</b> 2002CPDL-4</p> <p>By T-turn Inside Only for SINGLE DOORS   Includes: 2002CPDL Lock with Integrated Edge Pull, Flush Trim: Blank x T-turn</p>	\$409.30	\$353.05	\$424.25	\$368.00	\$469.95	\$413.70				
<p><b>■</b> 2002CPDL-5</p> <p>Privacy (T-turn x ER) for SINGLE DOORS   Includes: 2002CPDL Lock with Integrated Edge Pull, Flush Trim: Emergency Coin Release x T-turn</p>	\$423.75	\$367.50	\$438.70	\$382.45	\$484.40	\$428.15				
<p><b>■</b> 2002CPDL-5i</p> <p>Privacy (T-turn x ERI) for SINGLE DOORS   Includes: 2002CPDL Lock with Integrated Edge Pull, Flush Trim: Emergency Coin Release with Indicator x T-turn</p>	\$453.45	\$397.20	\$468.55	\$412.30	\$514.25	\$458.00				





# Pocket Door Hardware Sets

## S, N, A or O Flush Pulls | Exposed Fasteners

### COMPLETE SET

HOW TO SPECIFY (PAIR OF DOORS):

[S, N, A, O Flush Pulls]. FUNCTION. BACKSET. FINISH. DOORTHICKNESS. PD

EXAMPLE:

S. 2002CPDL-5. 2. US14. 134. PD

Prices as shown when supplied with 2", 2-1/2", or 2-3/4" backset locks.

For use on 1-3/4" thick doors.

Cylinders not included, reference Support section for more information.

See page 50 for special options.



2002CPDL  
2002CPDS



'S' STYLE  
FLUSH PULL



'N' STYLE  
FLUSH PULL



'A' STYLE  
FLUSH PULL



'O' STYLE  
FLUSH PULL

Look for these colors next to individual products signifying that add-on option is available. For pricing see page 42.		FINISH GROUP 1T US4, US4NL, US26D			FINISH GROUP 2T US3, US3NL, US26, US10B, US14, US15, US19			SPECIAL ARCHITECTURAL FINISHES BN, BB, TN, TB, DURO, ESN, US15A, US5, US19LL		
		2"	2 1/2"	2 3/4"	2"	2 1/2"	2 3/4"	2"	2 1/2"	2 3/4"
■	2002CPDL-3	By Key Outside x T-turn Inside for PAIR OF DOORS   Includes: 2002CPDL Lock with Integrated Edge Pull, Flush Trim: Cylinder Cutout x T-turn, 2002C Cylinder Collar, 2002CPDS (or 2002CPDS-SD for 2" BS sets), Pair of Blank Flush Pulls	\$772.75	\$659.75	\$802.65	\$689.60	\$894.05	\$781.00		
	2002CPDL-5	Privacy (T-turn x ER) for PAIR OF DOORS   Includes: 2002CPDL Lock with Integrated Edge Pull, Flush Trim: Emergency Coin Release x T-turn, 2002CPDS (or 2002CPDS-SD for 2" BS sets), Pair of Blank Flush Pulls	\$787.20	\$674.20	\$817.10	\$704.05	\$908.50	\$795.45		
	2002CPDL-5i	Privacy (T-turn x ERi) for PAIR OF DOORS   Includes: 2002CPDL Lock with Integrated Edge Pull, Flush Trim: Emergency Coin Release with Indicator x T-turn, 2002CPDS (or 2002CPDS-SD for 2" BS sets), Pair of Blank Flush Pulls	\$816.90	\$703.90	\$846.90	\$733.90	\$938.30	\$825.30		



# Pocket Door Hardware Sets

## CS, CN, CA or CO Flush Pulls | Concealed Fasteners

**COMPLETE SET**

HOW TO SPECIFY (**SINGLE DOORS**):

[**CS, CN, CA, CO** Flush Pulls]. **FUNCTION**. **BACKSET**. **FINISH**. **DOORTHICKNESS**. **SD**

EXAMPLE:

**CS. 2002CPDL-5. 2. US14. 134. SD**

Prices as shown when supplied with 2", 2-1/2", or 2-3/4" backset locks.

For use on 1-3/4" thick doors.

Cylinders not included, reference Support section for more information.

See page 50 for special options.



**2002CPDL**



**'CS' STYLE FLUSH PULL**



**'CN' STYLE FLUSH PULL**



**'CA' STYLE FLUSH PULL**



**'CO' STYLE FLUSH PULL**

Look for these colors next to individual products signifying that add-on option is available. For pricing see page 42.		<b>FINISH GROUP 1T</b> US4, US4NL, US26D			<b>FINISH GROUP 2T</b> US3, US3NL, US26, US10B, US14, US15, US19			<b>SPECIAL ARCHITECTURAL FINISHES</b> BN, BB, TN, TB, DURO, ESN, US15A, US5, US19LL		
Typical Sets for Single Doors	Backset									
		2"	2 1/2"	2 3/4"	2"	2 1/2"	2 3/4"	2"	2 1/2"	2 3/4"
■ 2002CPDL-1	By Key Outside Only for SINGLE DOORS   Includes: 2002CPDL Lock with Integrated Edge Pull, Flush Trim: Cylinder Cutout x Blank, 2002C Cylinder Collar									
■ 2002CPDL-2	By Key Outside and Inside for SINGLE DOORS   Includes: 2002CPDL Lock with Integrated Edge Pull, Flush Trim: Cylinder Cutout x Cylinder Cutout, 2002C Cylinder Collar	\$425.05	\$368.80		\$439.95	\$383.70		\$485.85	\$429.60	
■ 2002CPDL-3	By Key Outside x T-turn inside for SINGLE DOORS   Includes: 2002CPDL Lock with Integrated Edge Pull, Flush Trim: Cylinder Cutout x T-turn, 2002C Cylinder Collar	\$443.05	\$386.80		\$457.95	\$401.70		\$503.85	\$447.60	
■ 2002CPDL-3i	By Key Outside x T-turn inside for SINGLE DOORS   Includes: 2002CPDL Lock with Integrated Edge Pull, Flush Trim: Cylinder Cutout with Indicator x T-turn, 2002C Cylinder Collar	\$487.35	\$431.10		\$502.25	\$446.00		\$548.05	\$491.80	
■ 2002CPDL-4	By T-turn Inside Only for SINGLE DOORS   Includes: 2002CPDL Lock with Integrated Edge Pull, Flush Trim: Blank x T-turn	\$443.05	\$386.80		\$457.95	\$401.70		\$503.85	\$447.60	
■ 2002CPDL-5	Privacy (T-turn x ER) for SINGLE DOORS   Includes: 2002CPDL Lock with Integrated Edge Pull, Flush Trim: Emergency Coin Release x T-turn	\$457.50	\$401.25		\$472.40	\$416.15		\$518.20	\$461.95	
■ 2002CPDL-5i	Privacy (T-turn x ERI) for SINGLE DOORS   Includes: 2002CPDL Lock with Integrated Edge Pull, Flush Trim: Emergency Coin Release with Indicator x T-turn	\$487.35	\$431.10		\$502.25	\$446.00		\$548.05	\$491.80	





# Pocket Door Hardware Sets CS, CN, CA or CO Flush Pulls | Concealed Fasteners

## COMPLETE SET

HOW TO SPECIFY (PAIR OF DOORS):

[CS, CN, CA, CO Flush Pulls]. FUNCTION. BACKSET. FINISH. DOORTHICKNESS. PD

EXAMPLE:

CS. 2002CPDL-5. 2. US14. 134. PD

Prices as shown when supplied with 2", 2-1/2", or 2-3/4" backset locks.

For use on 1-3/4" thick doors.

Cylinders not included, reference Support section for more information.

See page 50 for special options.



2002CPDL  
2002CPDS



'CS' STYLE  
FLUSH PULL



'CN' STYLE  
FLUSH PULL



'CA' STYLE  
FLUSH PULL



'CO' STYLE  
FLUSH PULL

Look for these colors next to individual products signifying that add-on option is available. For pricing see page 42.		FINISH GROUP 1T US4, US4NL, US26D			FINISH GROUP 2T US3, US3NL, US26, US10B, US14, US15, US19			SPECIAL ARCHITECTURAL FINISHES BN, BB, TN, TB, DURO, ESN, US15A, US5, US19LL		
		2"	2 1/2"	2 3/4"	2"	2 1/2"	2 3/4"	2"	2 1/2"	2 3/4"
■	2002CPDL-3	By Key Outside x T-turn Inside for PAIR OF DOORS   Includes: 2002CPDL Lock with Integrated Edge Pull, Flush Trim: Cylinder Cutout x T-turn, 2002C Cylinder Collar, 2002CPDS (or 2002CPDS-SD for 2" BS sets), Pair of Blank Flush Pulls	\$840.20	\$727.20	\$870.00	\$757.00	\$961.80	\$848.80		
	2002CPDL-5	Privacy (T-turn x ER) for PAIR OF DOORS   Includes: 2002CPDL Lock with Integrated Edge Pull, Flush Trim: Emergency Coin Release x T-turn, 2002CPDS (or 2002CPDS-SD for 2" BS sets), Pair of Blank Flush Pulls	\$854.65	\$741.65	\$884.45	\$771.45	\$976.15	\$863.15		
	2002CPDL-5i	Privacy (T-turn x ERi) for PAIR OF DOORS   Includes: 2002CPDL Lock with Integrated Edge Pull, Flush Trim: Emergency Coin Release with Indicator x T-turn, 2002CPDS (or 2002CPDS-SD for 2" BS sets), Pair of Blank Flush Pulls	\$884.50	\$771.50	\$914.30	\$801.30	\$1006.00	\$893.00		



# Pocket Door Hardware Sets

## IS, IN, IA or IO Flush Pulls | Invisi-Mount Fasteners

**COMPLETE SET**

**NEW PRODUCT**

HOW TO SPECIFY (**SINGLE DOORS**):

[IS, IN, IA, IO Flush Pulls]. **FUNCTION**. **BACKSET**. **FINISH**. **DOORTHICKNESS**. **SD**

EXAMPLE:

**IS. 2002CPDL-3. 2. US26. 134. SD**

Prices as shown when supplied with 2", 2-1/2", or 2-3/4" backset locks.

For use on 1-3/4" thick doors.

Cylinders not included, reference Support section for more information.

See page 50 for special options.



**2002CPDL**



**'IS' STYLE FLUSH PULL**



**'IN' STYLE FLUSH PULL**



**'IA' STYLE FLUSH PULL**



**'IO' STYLE FLUSH PULL**

Typical Sets for Single Doors		Backset	FINISH GROUP 1T US4, US4NL, US26D			FINISH GROUP 2T US3, US3NL, US26, US10B, US14, US15, US19			SPECIAL ARCHITECTURAL FINISHES BN, BB, TN, TB, DURO, ESN, US15A, US5, US19LL		
			2"	2 1/2"	2 3/4"	2"	2 1/2"	2 3/4"	2"	2 1/2"	2 3/4"
■	2002CPDL-1	By Key Outside Only for SINGLE DOORS   Includes: 2002CPDL Lock with Integrated Edge Pull, Flush Trim: Cylinder Cutout x Blank, 2002C Cylinder Collar									
	2002CPDL-2	By Key Outside and Inside for SINGLE DOORS   Includes: 2002CPDL Lock with Integrated Edge Pull, Flush Trim: Cylinder Cutout x Cylinder Cutout, 2002C Cylinder Collar	\$485.05	\$428.80	\$499.95	\$443.70	\$545.85	\$489.60			
	2002CPDL-3	By Key Outside x T-turn Inside for SINGLE DOORS   Includes: 2002CPDL Lock with Integrated Edge Pull, Flush Trim: Cylinder Cutout x T-turn, 2002C Cylinder Collar	\$503.05	\$446.80	\$517.95	\$461.70	\$563.85	\$507.60			
	2002CPDL-3i	By Key Outside x T-turn Inside for SINGLE DOORS   Includes: 2002CPDL Lock with Integrated Edge Pull, Flush Trim: Cylinder Cutout with Indicator x T-turn, 2002C Cylinder Collar	\$547.35	\$491.10	\$562.25	\$506.00	\$608.05	\$551.80			
	2002CPDL-4	By T-turn Inside Only for SINGLE DOORS   Includes: 2002CPDL Lock with Integrated Edge Pull, Flush Trim: Blank x T-turn	\$503.05	\$446.80	\$517.95	\$461.70	\$563.85	\$507.60			
	2002CPDL-5	Privacy T-turn x ER) for SINGLE DOORS   Includes: 2002CPDL Lock with Integrated Edge Pull, Flush Trim: Emergency Coin Release x T-turn	\$517.50	\$461.25	\$532.40	\$476.15	\$578.20	\$521.95			
	2002CPDL-5i	Privacy (T-turn x ERi) for SINGLE DOORS   Includes: 2002CPDL Lock with Integrated Edge Pull, Flush Trim: Emergency Coin Release with Indicator x T-turn	\$547.35	\$491.10	\$562.25	\$506.00	\$608.05	\$551.80			

Look for these colors next to individual products signifying that add-on option is available. For pricing see page 42.





# Pocket Door Hardware Sets IS, IN, IA or IO Flush Pulls | Invisi-Mount Fasteners

COMPLETE SET

NEW PRODUCT

HOW TO SPECIFY (PAIR OF DOORS):

[IS, IN, IA, IO Flush Pulls]. FUNCTION. BACKSET. FINISH. DOORTHICKNESS. PD

EXAMPLE:

IS. 2002CPDL-3. 2. US26. 134. PD

Prices as shown when supplied with 2", 2-1/2", or 2-3/4" backset locks.

For use on 1-3/4" thick doors.

Cylinders not included, reference Support section for more information.

See page 50 for special options.



2002CPDL  
2002CPDS



'IS' STYLE  
FLUSH PULL



'IN' STYLE  
FLUSH PULL



'IA' STYLE  
FLUSH PULL



'IO' STYLE  
FLUSH PULL

Look for these colors next to individual products signifying that add-on option is available. For pricing see page 42.		FINISH GROUP 1T US4, US4NL, US26D			FINISH GROUP 2T US3, US3NL, US26, US10B, US14, US15, US19			SPECIAL ARCHITECTURAL FINISHES BN, BB, TN, TB, DURO, ESN, US15A, US5, US19LL		
		Backset	2"	2 1/2"	2 3/4"	2"	2 1/2"	2 3/4"	2"	2 1/2"
■ 2002CPDL-3	By Key Outside x T-turn Inside for PAIR OF DOORS   Includes: 2002CPDL Lock with Integrated Edge Pull, Flush Trim: Cylinder Cutout x T-turn, 2002C Cylinder Collar, 2002CPDS (or 2002CPDS-SD for 2" BS sets), Pair of Blank Flush Pulls		\$960.20	\$847.20	\$990.00	\$877.00		\$1081.80	\$968.80	
■ 2002CPDL-5	Privacy (T-turn x ER) for PAIR OF DOORS   Includes: 2002CPDL Lock with Integrated Edge Pull, Flush Trim: Emergency Coin Release x T-turn, 2002CPDS (or 2002CPDS-SD for 2" BS sets), Pair of Blank Flush Pulls		\$974.65	\$861.65	\$1004.45	\$891.45		\$1096.15	\$983.15	
■ 2002CPDL-5i	Privacy (T-turn x ERi) for PAIR OF DOORS   Includes: 2002CPDL Lock with Integrated Edge Pull, Flush Trim: Emergency Coin Release with Indicator x T-turn, 2002CPDS (or 2002CPDS-SD for 2" BS sets), Pair of Blank Flush Pulls		\$1004.50	\$891.50	\$1034.30	\$921.30		\$1126.00	\$1101.40	



# Pocket Door Hardware Sets | SPECIAL OPTIONS

	<b>Add</b>
138DT - 1 3/8" Thick Doors (SD Single Door Openings)	\$23.90
138DT - 1 3/8" Thick Doors (PD Openings with Pair of Doors)	\$47.80
XXXDT - Doors Thicker than 1-3/4" (please specify), for SD or PD Sets Ending in -3, -3i, -4	\$11.95
XXXDT - Doors Thicker than 1-3/4" (please specify), for SD or PD Sets Ending in -5, -5i	\$23.90
US10B or US19 Patinated Bolts/Buttons/Bales (add per opening)	\$23.65
Marine Grade Locks (add per door)	\$933.90
Polished Bolts/Buttons/Bales	Price on Application
Custom Through-bolting Options	
Polished Back Plates (SD Single Door Openings)	\$45.40
Polished Back Plates (PD Openings with Pair of Doors)	\$90.80
SilentPac Quiet Pocket Door Pull (2002Q, 2002CPDS-Q, 2002CPDP-Q, 2000Q)	\$30.60
SilentPac Quiet Pocket Door Pull (2011PDP-Q)	\$87.80

**ADD \$240.00 PER OPENING FOR THE FOLLOWING FINISHES:**

**US32 POLISHED STAINLESS STEEL**

**US32D SATIN STAINLESS STEEL**

**US9 POLISHED BRONZE**

**US10 SATIN BRONZE**



# VT Vantage Collection Pocket Door Privacy Sets | Exposed Fasteners

## COMPLETE SET

HOW TO SPECIFY:

**VT. FUNCTION. BACKSET. FINISH. DOORTHICKNESS**

EXAMPLE:

**VT. 2002Q-5. 212. US15. 134**



For 1-3/8" up to 2-1/4" thick doors.

Includes: Pair of VT Flush Pulls with 2002Q.

Look for these colors next to individual products signifying that add-on option is available. For pricing see page 42.	FINISH GROUP 1T US4, US4NL, US26D	FINISH GROUP 2T US3, US3NL, US26, US10B, US14, US15, US19	SPECIAL ARCHITECTURAL FINISHES BN, BB, TN, TB, DURO, ESN, US15A, US51 GE#++>
SilentPac™ Quiet Pocket Door Pull			
VT.2002Q-5.212 (3-5/8" overall mortise depth, comes with a 2-3/4" backset lock)	\$404.95	\$420.90	\$468.60
VT.2002Q-5.234 (3-3/8" overall mortise depth, comes with a 2-1/2" backset lock)			

VT Flush Pulls and Other Backsets Available Separately, Price on Application.



# VTC Vantage Collection Pocket Door Privacy Sets | Concealed Screws

## COMPLETE SET

HOW TO SPECIFY:

**VTC. FUNCTION. BACKSET. FINISH. DOORTHICKNESS**

EXAMPLE:

**VTC. 2002Q-5. 212. US15. 134**



For 1-3/8" up to 2-1/4" thick doors.

Includes: Pair of VTC Flush Pulls with 2002Q.

Look for these colors next to individual products signifying that add-on option is available. For pricing see page 42.	FINISH GROUP 1T US4, US4NL, US26D	FINISH GROUP 2T US3, US3NL, US26, US10B, US14, US15, US19	SPECIAL ARCHITECTURAL FINISHES BN, BB, TN, TB, DURO, ESN, US15A, US5, US19LL
SilentPac™ Quiet Pocket Door Pull			
VTC.2002Q-5.212 (3-5/8" overall mortise depth, comes with a 2-3/4" backset lock)	\$439.05	\$454.90	\$502.70
VTC.2002Q-5.234 (3-3/8" overall mortise depth, comes with a 2-1/2" backset lock)			

VTC Flush Pulls and Other Backsets Available Separately, Price on Application.

## SPECIAL OPTIONS:

**US10B or US19 Patinated Bolts/Buttons/Bales – Add \$23.70 Per Opening**

**Polished Bolts/Buttons/Bales – Price on Application**

**Polished Back Plates - Add \$45.40 per Door**



# VT Vantage Collection Pocket Door Passage Sets | Exposed Fasteners

**COMPLETE SET**

HOW TO SPECIFY:

**VT. PA. FUNCTION. FINISH. DOORTHICKNESS**

EXAMPLE:

**VT. PA. 2002CPDP-Q. US15. 134**



**Includes: Pair of Passage (blank) VT Flush Pulls with Quiet Edge Pull.**

**For Passage Sets less Edge Pull, specify VT. PA. FINISH. DOORTHICKNESS**

Look for these colors next to individual products signifying that add-on option is available. For pricing see page 42.  SilentPac™ Quiet Pocket Door Pull	FINISH GROUP 1T US4, US4NL, US26D	FINISH GROUP 2T US3, US3NL, US26, US10B, US14, US15, US19	SPECIAL ARCHITECTURAL FINISHES BN, BB, TN, TB, DURO, ESN, US15A, US5, US19LL
■ VT.2002CPDP-Q (3-3/8" overall mortise depth, standard CPDP size)	\$341.90	\$363.75	\$423.50
■ VT.2002CPDP-SD-Q (2-7/8" overall mortise depth, "shallow depth" CPDP)	\$164.30	\$420.50	\$480.25
■ VT.2000Q (3-1/16" overall mortise depth, 5" tall face plate)	\$308.70	\$330.55	\$390.30
■ VT.PA (2 blank flush pulls)	\$164.30	\$180.15	\$227.90

**VT Flush Pulls Available Separately, Price on Application.**



# VTC Vantage Collection Pocket Door Passage Sets | Concealed Fasteners

**COMPLETE SET**

HOW TO SPECIFY:

**VTC. PA. FUNCTION. FINISH. DOORTHICKNESS**


EXAMPLE:

**VTC. PA. 2002CPDP-Q. US15. 134**



**Includes: Pair of Passage (blank) VTC Flush Pulls with Quiet Edge Pull.**

**For Passage Sets less Edge Pull, specify VTC. PA. FINISH. DOORTHICKNESS**

Look for these colors next to individual products signifying that add-on option is available. For pricing see page 42.  SilentPac™ Quiet Pocket Door Pull	FINISH GROUP 1T US4, US4NL, US26D	FINISH GROUP 2T US3, US3NL, US26, US10B, US14, US15, US19	SPECIAL ARCHITECTURAL FINISHES BN, BB, TN, TB, DURO, ESN, US15A, US5, US19LL
■ VTC.2002CPDP-Q (3-3/8" overall mortise depth, standard CPDP size)	\$375.90	\$397.85	\$457.50
■ VTC.2002CPDP-SD-Q (2-7/8" overall mortise depth, "shallow depth" CPDP)	\$432.65	\$454.60	\$514.25
■ VTC.2000Q (3-1/16" overall mortise depth, 5" tall face plate)	\$342.70	\$364.65	\$424.30
■ VTC.PA (2 blank flush pulls)	\$198.30	\$214.25	\$261.90

**VTC Flush Pulls Available Separately, Price on Application.**

**SPECIAL OPTIONS:**  
**US10B or US19 Patinated Bolts/Buttons/Bales – Add \$23.70 Per Opening**  
**Polished Bolts/Buttons/Bales – Price on Application**  
**Polished Back Plates - Add \$45.40 per Door**



## Pocket Door Edge Pulls


HOW TO SPECIFY:

**LOCK. FINISH**

EXAMPLE:

**2000. US15**

Locks only, no trim included.

Look for these colors next to individual products signifying that add-on option is available. For pricing see page 42.				FINISH GROUP 1 US4, US4NL, US32D, US26D	FINISH GROUP 2 US3, US3NL, US26, US32, US9, US10, US10B, US14, US15, US19	SPECIAL ARCHITECTURAL FINISHES BN, BB, TN, TB, DURO, ESN, US15A, US5, US19LL
■ 2000	Spring Loaded Edge Pull, 5"			\$144.40	\$150.45	\$162.45
■ 2002CPDP	Spring Loaded Edge Pull, 8"			\$177.60	\$183.65	\$195.65
■ 2002CPDP-SD	Spring Loaded Edge Pull Narrow Stile (2-7/8" depth)			\$234.35	\$240.35	\$252.35
■ 2011PDP	Spring Loaded Edge Pull, Large Bale			\$378.30	\$384.35	\$396.35
■ 2002CPDS	Pocket Door Strike with Edge Pull (to oppose 2002CPDL on double door applications)			\$177.65	\$183.65	\$195.65
■ 2002CPDS-SD	Pocket Door Strike with Edge Pull for Narrow Stiles (2-7/8" depth) (to oppose 2002CPDL on double door applications)			\$234.35	\$240.35	\$252.35



## Sliding Door Locks

**LOCK ONLY**

HOW TO SPECIFY:

**FUNCTION. BACKSET. FINISH**

EXAMPLE:

**2001SDL-3. 212. US15**

Locks only, no cylinder or trim included.

		FINISH GROUP 1 US4, US4NL, US32D, US26D		FINISH GROUP 2 US3, US3NL, US26, US32, US9, US10, US10B, US14, US15, US19		SPECIAL ARCHITECTURAL FINISHES BN, BB, TN, TB, DURO, ESN, US15A, US5, US19LL	
Backset		2"	2-1/2" or 2-3/4"	2"	2-1/2" or 2-3/4"	2"	2-1/2" or 2-3/4"
2001SDL	Sliding Door Lock (2001SDL-1, 2001SDL-2, 2001SDL-3, 2001SDL-4, 2001SDL-5)	\$214.70	\$157.90	\$220.70	\$163.90	\$232.70	\$175.90
2001ST	Classroom Deadlock Sliding Door Lock	\$271.50	\$214.70	\$277.50	\$220.70	\$289.50	\$232.70

For 3-3/4": Add \$280.20 to 2-3/4" Price | For 5": Add \$403.40 to 2-3/4" Price | For 6": Add \$ 533.10 to 2-3/4" Price

For Narrow Backsets 1-1/2" or 1-3/4" (no cylinder operation) \$446.10



# Pocket Door Locks

**LOCK ONLY**

HOW TO SPECIFY:  
**FUNCTION. BACKSET. FINISH**

EXAMPLE:  
**2002CPDL-3. 212. US32D**

Locks only, no cylinder or trim included.

Look for these colors next to individual products signifying that add-on option is available. For pricing see page 42.		SilentPac™ Quiet Pocket Door Pull		<b>FINISH GROUP 1</b> US4, US4NL, US32D, US26D		<b>FINISH GROUP 2</b> US3, US3NL, US26, US32, US9, US10, US10B, US14, US15, US19		<b>SPECIAL ARCHITECTURAL FINISHES</b> BN, BB, TN, TB, DURO, ESN, US15A, US5, US19LL	
		<b>Backset</b>	<b>2"</b>	<b>2-1/2" or 2-3/4"</b>	<b>2"</b>	<b>2-1/2" or 2-3/4"</b>	<b>2"</b>	<b>2-1/2" or 2-3/4"</b>	
2002CPDL	Pocket Door Lock with Integrated Edge Pull (2002CPDL-1, 2002CPDL-2, 2002CPDL-3, 2002CPDL-4, 2002CPDL-5)		\$262.25	\$206.00	\$268.25	\$212.00	\$280.25	\$224.00	
2002ST	Classroom Deadlock Pocket Door Lock with Edge Pull		\$318.50	\$262.25	\$324.50	\$268.25	\$336.50	\$280.25	

**For 3-3/4": Add \$281.20 to 2-3/4" Price | For 5": Add \$403.40 to 2-3/4" Price | For 6": Add \$533.10 to 2-3/4" Price**

**For Narrow Backsets 1-1/2" or 1-3/4" (no cylinder operation) \$428.95**



## Sliding and Pocket Door Locks | SPECIAL OPTIONS

	<b>Add</b>
US10B or US19 Patinated Bolts	\$23.70
Marine Grade	\$933.95
2000JPP.FINISH Jamb Protector Plate, 5" x 1" Scuff Plate to Oppose 2000 Edge Pull	\$31.15
2002JPP.FINISH Jamb Protector Plate, 8" x 1" Scuff Plate to Oppose 2002CPDP or 2011PDP	
2001BSTK Barn Door Strike (to oppose 2001SDL sliding door lock, please specify door thickness and gap)	Price on Application
Polished Bolts/Buttons/Bales	
SilentPac Quiet Pocket Door Pull (2002Q, 2002CPDS-Q, 2002CPDP-Q, 2000Q)	\$30.60
SilentPac Quiet Pocket Door Pull (2011PDP-Q)	\$87.80



























## 2002 Flush Pulls | Exposed Fasteners

For 1-3/4" thick doors.

Anything other than 1-3/4" thick doors,  
add \$11.95 per piece.

Cylinders not included.

		<b>FINISH GROUP 1T</b> US4, US4NL, US26D	<b>FINISH GROUP 2T</b> US3, US3NL, US26, US10B, US14, US15, US19	<b>SPECIAL ARCHITECTURAL FINISHES</b> BN, BB, TN, TB, DURO, ESN, US15A, US5, US19LL
Blank				
	S2002B	N2002B	A2002B	O2002B
Cylinder (cutout only)				
	S2002C	N2002C	A2002C	O2002C
Emergency Coin Release				
	S2002E	N2002E	A2002E	O2002E
Thumb Turn				
	S2002T	N2002T	A2002T	O2002T
Emergency Coin Release with Occupancy Indicator				
	S2002-Oi	N2002-Oi	A2002-Oi	O2002-Oi
Cylinder with Indicator (cutout only)				
	S2002-C0i	N2002-C0i	A2002-C0i	O2002-C0i
		\$64.55	\$69.00	\$85.85
		\$79.00	\$83.45	\$100.30
		\$82.50	\$87.00	\$103.85
		\$108.70	\$113.30	\$130.15

**ADD \$120.00 TO FINISH GROUP 2T FOR THE  
FOLLOWING FINISHES (PER FLUSH PULL):**

**US32 Polished Stainless Steel**  
**US32D Satin Stainless Steel**  
**US9 Polished Bronze**  
**US10 Satin Bronze**

**Polished Back Plates - Add \$22.70 (per flush pull)**



















# 2002 Flush Pulls | Concealed Fasteners

**For 1-3/4" thick doors.**

**Anything other than 1-3/4" thick doors,  
add \$11.95 per piece.**

**Cylinders not included.**

		<b>FINISH GROUP 1T</b> US4, US4NL, US26D	<b>FINISH GROUP 2T</b> US3, US3NL, US26, US10B, US14, US15, US19	<b>SPECIAL ARCHITECTURAL FINISHES</b> BN, BB, TN, TB, DURO, ESN, US15A, US5, US19LL
Blank		\$81.40	\$85.85	\$102.80
				
Cylinder (cutout only)		\$81.40	\$85.85	\$102.80
				
Emergency Coin Release		\$95.85	\$100.30	\$117.15
				
Thumb Turn		\$99.40	\$103.85	\$120.80
				
Emergency Coin Release with Occupancy Indicator		\$125.70	\$130.15	\$147.00
				
Cylinder with Indicator (cutout only)		\$125.70	\$130.15	\$147.00
				
				
				
				
				

**ADD \$120.00 TO FINISH GROUP 2T FOR THE  
FOLLOWING FINISHES (PER FLUSH PULL):**

**US32 Polished Stainless Steel  
US32D Satin Stainless Steel  
US9 Polished Bronze  
US10 Satin Bronze**

**Polished Back Plates - Add \$22.70 (per flush pull)**



# I2002 Flush Pulls | Invisi-Mount

**NEW PRODUCT**

























For 1-3/4" thick doors.

Anything other than 1-3/4" thick doors,  
add \$11.95 per piece.

Cylinders not included.



New Invisi-Mount innovative mounting system offers the simplest and cleanest installation on the market. Utilizing magnets for secure and precise installation, this is an upgrade to exposed or concealed fastener options.

		<b>FINISH GROUP 1T</b> US4, US4NL, US26D	<b>FINISH GROUP 2T</b> US3, US3NL, US26, US10B, US14, US15, US19	<b>SPECIAL ARCHITECTURAL FINISHES</b> BN, BB, TN, TB, DURO, ESN, US15A, US5, US19LL
Blank				
	IS2002B	IN2002B	IA2002B	IO2002B
Cylinder (cutout only)				
	IS2002C	IN2002C	IA2002C	IO2002C
Emergency Coin Release				
	IS2002E	IN2002E	IA2002E	IO2002E
Thumb Turn				
	IS2002T	IN2002T	IA2002T	IO2002T
Emergency Coin Release with Occupancy Indicator				
	IS2002-Oi	IN2002-Oi	IA2002-Oi	IO2002-Oi
Cylinder with Indicator (cutout only)				
	IS2002-C0i	IN2002-C0i	IA2002-C0i	IO2002-C0i
		\$111.40	\$115.85	\$132.80
		\$125.85	\$130.30	\$147.15
		\$129.40	\$133.85	\$150.80
		\$155.70	\$160.15	\$177.00

**ADD \$120.00 TO FINISH GROUP 2T FOR THE  
FOLLOWING FINISHES (PER FLUSH PULL):**

**US32 Polished Stainless Steel  
US32D Satin Stainless Steel  
US9 Polished Bronze  
US10 Satin Bronze**

**Polished Back Plates - Add \$22.70 (per flush pull)**







# Flush Trim | FE2348 and FC2348 Series

For 1-3/4" thick doors.

Anything other than 1-3/4" thick doors, add \$11.95 per piece.

Cylinders not included.

		<b>FINISH GROUP 1T</b> US4, US4NL, US26D	<b>FINISH GROUP 2T</b> US3, US3NL, US26, US10B, US14, US15, US19	<b>SPECIAL ARCHITECTURAL FINISHES</b> BN, BB, TN, TB, DURO, ESN, US15A, US5, US19LL
Blank		\$59.75	\$64.30	\$81.20
	FE2348B      FC2348B			
Cylinder (cutout only)		\$74.00	\$78.50	\$95.30
	FE2348C      FC2348C			
Emergency Coin Release		\$76.90	\$81.50	\$98.35
	FE2348E      FC2348E			
Thumb Turn		\$76.90	\$81.50	\$98.35
	FE2348T      FC2348T			

**ADD \$120.00 TO FINISH GROUP 2T FOR THE FOLLOWING FINISHES (PER FLUSH PULL):**

- US32 Polished Stainless Steel
- US32D Satin Stainless Steel
- US9 Polished Bronze
- US10 Satin Bronze

**Polished Back Plates - Add \$22.70 (per flush pull)**







# Flush Trim | 24R Series

For 1-3/4" thick doors.

Anything other than 1-3/4" thick doors,  
add \$11.95 per piece.

Cylinders not included.

		<b>FINISH GROUP 1T</b> US4, US4NL, US26D	<b>FINISH GROUP 2T</b> US3, US3NL, US26, US10B, US14, US15, US19	<b>SPECIAL ARCHITECTURAL FINISHES</b> BN, BB, TN, TB, DURO, ESN, US15A, US5, US19LL
Blank		\$64.50	\$69.00	\$85.85
	24RB			
Cylinder (cutout only)		\$79.00	\$83.45	\$100.30
	24RC			
Emergency Coin Release		\$82.50	\$87.00	\$103.85
	24RE			
Thumb Turn		\$82.50	\$87.00	\$103.85
	24RT			

**ADD \$120.00 TO FINISH GROUP 2T FOR THE  
FOLLOWING FINISHES (PER FLUSH PULL):**

**US32 Polished Stainless Steel  
US32D Satin Stainless Steel  
US9 Polished Bronze  
US10 Satin Bronze**

**Polished Back Plates - Add \$22.70 (per flush pull)**







# Flush Trim | 24S Series

For 1-3/4" thick doors.

Anything other than 1-3/4" thick doors,  
add \$11.95 per piece.

Cylinders not included.

		<b>FINISH GROUP 1T</b> US4, US4NL, US26D	<b>FINISH GROUP 2T</b> US3, US3NL, US26, US10B, US14, US15, US19	<b>SPECIAL ARCHITECTURAL FINISHES</b> BN, BB, TN, TB, DURO, ESN, US15A, US5, US19LL
Blank		\$81.35	\$85.85	\$102.80
	24SB			
Cylinder (cutout only)		\$95.85	\$100.30	\$117.15
	24SC			
Emergency Coin Release		\$99.40	\$103.85	\$120.80
	24SE			
Thumb Turn		\$99.40	\$103.85	\$120.80
	24ST			

**ADD \$120.00 TO FINISH GROUP 2T FOR THE  
FOLLOWING FINISHES (PER FLUSH PULL):**

- US32 Polished Stainless Steel**
- US32D Satin Stainless Steel**
- US9 Polished Bronze**
- US10 Satin Bronze**

**Polished Back Plates - Add \$22.70 (per flush pull)**



# Sliding and Pocket Door Tubular Privacy Sets

## COMPLETE SET

### HOW TO SPECIFY:

[S or R Flush Pulls]. **SDL/PDL**. **BACKSET**. **FINISH**. **DOORTHICKNESS**. **SD/PD**

EXAMPLE (SINGLE SLIDING DOOR):

**R161. SDL. 238. US4NL. 134. SD**

EXAMPLE (PAIR OF SLIDING DOORS)

**S161. SDL. 238. US4NL. 134. PD**

EXAMPLE (SINGLE POCKET DOOR):

**R161. PDL. 238. US4NL. 134. SD**

EXAMPLE (PAIR OF POCKET DOORS)

**S161. PDL. 238. US4NL. 134. PD**



**S161.SDL**



**S161.PDL**

**2-3/8" or 2-3/4" backset, for 1-3/8" or 1-3/4" thick doors.**

**Sets for other door thicknesses, price on application.**

		<b>FINISH GROUP 1T</b> US4, US4NL, US26D	<b>FINISH GROUP 2T</b> US3, US3NL, US26, US10B, US14, US15, US19	<b>SPECIAL ARCHITECTURAL FINISHES</b> BN, BB, TN, TB, DURO, ESN, US15A, US5, US19LL
<b>Backset</b>		<b>2 3/8" or 2 3/4"</b>	<b>2 3/8" or 2 3/4"</b>	<b>2 3/8" or 2 3/4"</b>
[R or S]161.SDL.SD	Sliding Door Privacy Set for SINGLE DOOR   Includes: 161PDL, Flush Trim: ER x T-turn	\$154.55	\$161.20	\$201.70
[R or S]161.SDL.PD	Sliding Door Privacy Set for PAIR OF DOORS   Includes: 161PDL, Flush Trim: ER x T-turn, Pair of Blank Flush Pulls	\$226.35	\$237.70	\$305.00
[R or S]161.PDL.SD	Pocket Door Privacy Set for SINGLE DOOR   Includes: 161PDL, Flush Trim: ER x T-turn, 161PDP Edge Pull	\$206.50	\$215.35	\$269.35
[R or S]161.PDL.PD	Pocket Door Privacy Set for PAIR OF DOORS   Includes: 161PDL, Flush Trim: ER x T-turn, (2) 161PDP Edge Pulls, Pair of Blank Flush Pulls	\$330.25	\$346.00	\$440.30



## Pocket Door Tubular Passage Sets

COMPLETE SET

HOW TO SPECIFY:

[S or R Flush Pulls]. PA.BACKSET.FINISH.DOORTHICKNESS.SD/PD

EXAMPLE (SINGLE DOOR):

R161. PA. US4NL. 134. SD

EXAMPLE (PAIR OF DOORS):

S161. PA. US4NL. 134. PD



For 1-3/8" or 1-3/4" thick doors.

Sets for other door thicknesses, price on application.

		FINISH GROUP 1 US4, US4NL, US26D	FINISH GROUP 2T US3, US3NL, US26, US10B, US14, US15, US19	SPECIAL ARCHITECTURAL FINISHES BN, BB, TN, TB, DURO, ESN, US15A, US5, US19LL
Backset		2 3/8" or 2 3/4"	2 3/8" or 2 3/4"	2 3/8" or 2 3/4"
[R or S]161.PA.SD	Sliding Door Passage Set for SINGLE DOOR   Includes: 161PDP, Pair of Blank Flush Pulls	\$123.75	\$130.65	\$170.95
[R or S]161.PA.PD	Sliding Door Passage Set for PAIR OF DOORS   Includes: (2)161PDPs, (2) Pair of Blank Flush Pulls	\$247.50	\$261.30	\$341.90



## 161 Pocket Door Locks

LOCK ONLY

HOW TO SPECIFY:

161PDL. BACKSET. FINISH. | 161PDP. FINISH

EXAMPLE:

161PDL. 238. US4. | 161PDP. US4

Locks only, no trim included.


		FINISH GROUP 1 US4, US4NL, US32D, US26D	FINISH GROUP 2 US3, US3NL, US26, US32, US9, US10, US10B, US14, US15, US19	SPECIAL ARCHITECTURAL FINISHES BN, BB, TN, TB, DURO, ESN, US15A, US5, US19LL
161PDL.238	Sliding/Pocket Door Lock x 2-3/8" Backset	\$51.95	\$54.15	\$67.65
161PDL.234	Sliding/Pocket Door Lock x 2-3/4" Backset			
161PDP	Pocket Door Edge Pull			



# R161 Flush Trim | Tubular Locks

**For 1-3/8" or 1-3/4" thick doors.**

**Flush pulls for other door thicknesses to be priced on application.**




		<b>FINISH GROUP 1T</b> US4, US4NL, US26D	<b>FINISH GROUP 2T</b> US3, US3NL, US26, US10B, US14, US15, US19	<b>SPECIAL ARCHITECTURAL FINISHES</b> BN, BB, TN, TB, DURO, ESN, US15A, US5, US19LL
R161B (PAIR)	 <p>Outside flush pull is supplied with through-bolting posts. Inside flush pull is supplied with machine screws.</p>	\$71.80	\$76.50	\$103.30
R161B-B	 <p>Blank flush pull for screwless mounting.</p>	\$35.90	\$38.25	\$51.65
R161B-S	 <p>Blank flush pull for single-sided mounting (supplied with machine screws unless otherwise required).</p>			
R161E	 <p>Flush pull with emergency release. Supplied with through-bolting posts.</p>	\$50.65	\$52.90	\$66.40
R161T	 <p>Flush pull with t-turn. Supplied with machine screws.</p>	\$51.95	\$54.15	\$67.65



# S161 Flush Trim | Tubular Locks

For 1-3/8" or 1-3/4" thick doors.

Flush pulls for other door thicknesses to be priced on application.

		<b>FINISH GROUP 1T</b> US4, US4NL, US26D	<b>FINISH GROUP 2T</b> US3, US3NL, US26, US10B, US14, US15, US19	<b>SPECIAL ARCHITECTURAL FINISHES</b> BN, BB, TN, TB, DURO, ESN, US15A, US5, US19LL
S161B	 Blank flush pull.	\$35.90	\$38.25	\$51.65
S161E	 Flush pull with emergency release.	\$50.70	\$52.90	\$66.40
S161T	 Flush pull with t-turn.	\$51.95	\$54.15	\$67.65



# 2001ADAP Sliding Door Hardware Sets

COMPLETE SET

HOW TO SPECIFY:

**FUNCTION.** BACKSET. **FINISH.** DOORTHICKNESS

EXAMPLE:

**2001ADAP-3. 212. US15. 134**



2-1/2" or 2-3/4" backset.

For 1-3/8" or 1-3/4" thick doors.

Cylinders not included, reference Support section for more information.

Set will come standard with 7200P Pulls.

For lock only, see page 77.

		<b>FINISH GROUP 1T</b> US4, US4NL, US26D US26D/US32D	<b>FINISH GROUP 2T</b> US3, US3NL, US26, US10B, US14, US15, US19	<b>SPECIAL ARCHITECTURAL FINISHES</b> BN, BB, TN, TB, DURO, ESN, US15A, US5, US19LL
Typical sets	Backset	2 1/2" or 2 3/4"	2 1/2" or 2 3/4"	2 1/2" or 2 3/4"
2001ADAP-1	Single Cylinder Set   Includes: 2001SDL-1 Sliding Door Lock, Pair of Back-to-Back 7200P Pulls.	\$377.85	\$395.05	\$481.05
2001ADAP-2	Double Cylinder Sets   Includes: 2001SDL-2 Sliding Door Lock. Pair of Back-to-Back 7200P Pulls.			
2001ADAP-3	Entry Set   Includes: 2001SDL-3 Sliding Door Lock, 7200ADA T-turn, Pair of Back-to-Back 7200P Pulls	\$407.55	\$424.75	\$510.75
2001ADAP-3ST	Classroom Deadlock Set   Includes: 2001ST Classroom Deadlock (set can only be locked with a key), 7200ADA T-turn, Pair of Back-to-Back 7200P Pulls	\$464.85	\$482.05	\$568.05
2001ADAP-5	Privacy Set   Includes: 2001SDL-5 Sliding Door Lock, 7200ER Emergency Coin Release, 7200ADA T-turn, Pair of Back-to-Back 7200P Pulls	\$454.80	\$472.00	\$557.95
2001ADAP-5i	Privacy Set with Indicator   Includes: 2001SDL-5 Sliding Door Lock, 7200ER-i Emergency Coin Release with Indicator, 7200ADA T-turn, Pair of Back-to-Back 7200P Pulls	\$466.25	\$485.00	\$569.45

**For Passage Applications, Consider 7200P Back-to-Back Pulls, No Lock. See page 94**



**RMS Rapid Make + Ship Program:**

Ship in 2 days | Specify RMS.2001ADAP-X | US26D/US32D | Add 20% to set cost  
Shipping + Handling are additional | Limit 25 Sets Per Order



# 9100ADAL Sliding Door Hardware Sets

**COMPLETE SET**

**HOW TO SPECIFY:**

**FUNCTION. BACKSET. FINISH. DOORTHICKNESS**

**EXAMPLE:**

**9100ADAL-3. 212. 72L/1E. US26D. 134**  
 (Set furnished with standard trim)



**2-1/2" or 2-3/4" backset.**

**For 1-3/4" thick doors.**

**Other backsets and door thicknesses to be priced on application.**

**Set will come standard with 72L/1E.**

**Cylinders not included, reference Support section for more information.**

**For lock only, see page 77.**

		<b>FINISH GROUP 1T</b> US4, US4NL, US26D	<b>FINISH GROUP 2T</b> US3, US3NL, US26, US10B, US14, US15, US19	<b>SPECIAL ARCHITECTURAL FINISHES</b> BN, BB, TN, TB, DURO, ESN, US15A, US5, US19LL
<b>Typical sets</b>	<b>Backset</b>	<b>2 1/2" or 2 3/4"</b>	<b>2 1/2" or 2 3/4"</b>	<b>2 1/2" or 2 3/4"</b>
9100ADAL-3	Entry Set   Includes: 9100SDL Sliding Door Lock, 72L/1E-CD Outside Escutcheon with Lever, 72L/1E-ADA Inside Escutcheon with Lever and 7200ADA T-turn	\$584.70	\$601.85	\$687.85
9100ADAL-3ST	Classroom Deadlock Set (can only be locked with a key outside)   Includes: 9100SDL Sliding Door Lock, 72L/1E-CD Outside Escutcheon with Lever, 72L/1E-B Inside Escutcheon with Lever (blank)			
9100ADAL-5	Privacy Set   Includes: 9100SDL Sliding Door Lock, 72L/1E-ED Outside Escutcheon with Lever and Emergency Coin Release, 72L/1E-T Inside Escutcheon with Lever and 7200ADA T-turn	\$631.95	\$649.15	\$735.15
9100ADAL-5i	Privacy Set with Indicator   Includes: 9100SDL Sliding Door Lock, 72L/1E-0i Outside Escutcheon with Lever and Emergency Release with Indicator, 72L/1E-T Inside Escutcheon with Lever and 7200ADA T-turn	\$643.75	\$660.95	\$746.95

**For Double Door Applications, Consider 1E-BD, Reference Trim Section for More Information.**

**Other Accurate Trim Options Available, Upcharge \$36.00. See page 76.**  
**Other Door Thicknesses Available, Price on Application**



# SL9100ADA Self-Latching Sliding Door Hardware Sets

## COMPLETE SET

**Cylinders not included, reference support section for more information.**

HOW TO SPECIFY:

**FUNCTION. BACKSET. TRIM. FINISH. HAND. DOORTHICKNESS**

EXAMPLE:

**SL9153ADA. 212. 72L/1E. US26D. RH. 134**



**2-1/2" or 2-3/4" backset.**

**For 1-3/8" or 1-3/4" thick doors.**

**Other backsets and door thicknesses to be priced on application.**

**Set will come standard with 72L/1E.**

**Cylinders not included, reference Support section for more information.**

**For other trim options, reference Trim section.**

**See page 37-39 for electrified options.**

**For lock only, see page 77.**

		<b>FINISH GROUP 1T</b> US4, US4NL, US26D	<b>FINISH GROUP 2T</b> US3, US3NL, US26, US10B, US14, US15, US19	<b>SPECIAL ARCHITECTURAL FINISHES</b> BN, BB, TN, TB, DURO, ESN, US15A, US5, US19LL
<b>Backset</b>		<b>2 1/2" or 2 3/4"</b>	<b>2 1/2" or 2 3/4"</b>	<b>2 1/2" or 2 3/4"</b>
SL9122ADA	Store Door Lockset   Includes: SL9122, (2) 72L/1E-C Escutcheons with Cylinder Cutout and Active Levers	\$590.40	\$607.60	\$693.60
SL9124ADA	Dormitory/Entrance Lockset   Includes: SL9124, 72L/1E-C Outside Escutcheon with Active Lever, 72L/1E-T Inside Escutcheon with Active Lever and Integrated 7200ADA T-turn	\$638.15	\$655.35	\$741.30
SL9125ADA	Passage Lockset   Includes: SL9125, (2) 72L/1E-B Escutcheons with Active Levers	\$590.40	\$607.60	\$693.60
SL9134ADA	Hotel/Motel Lockset   Includes SL9134, 72L/1E-C Escutcheon with Lever and Cylinder Cutout, 72L/1E-T Escutcheon with Lever and Integrated 7200ADA T-turn	\$638.15	\$655.35	\$741.30
SL9139ADA	Privacy Lockset   Includes: SL9139, 72L/1E-E Escutcheon with Active Lever and Coin Emergency Release, 72L/1E-T Escutcheon with Active Lever and Integrated 7200ADA T-turn			
SL9139iADA	Privacy Lockset   Includes: SL9139, 72L/1E-Oi Escutcheon with Active Lever and ER with Indicator, 72L/1E-T Escutcheon with Active Lever and Integrated 7200ADA T-turn	\$650.05	\$667.30	\$753.25
SL9145ADA	Classroom Lockset   Includes: SL9145, 72L/1E-C Escutcheon with Active Lever and Cylinder Cutout, 72L/1E-B Escutcheon with Active Lever	\$590.40	\$607.60	\$693.60
SL9153ADA	Entrance/Office Lockset   Includes: SL9153, 72L/1E-C Escutcheon with Active Lever and Cylinder Cutout, 72L/1E-T Escutcheon with Active Lever and Integrated 7200ADA T-turn	\$638.15	\$655.35	\$741.30
SL9159ADA	Storeroom/Closet Lockset   Includes SL9159, 72L/1E-CD Escutcheon with Lever and Cylinder Cutout, 72L/1E-B Escutcheon with Active Lever	\$590.40	\$607.60	\$693.60

**Other Accurate Trim Options Available, Upcharge \$36.00. See page 92.**

**Other Door Thicknesses Available, Price on Application.**



# SL9100PDL Self-Latching Pocket Door Hardware Sets

**COMPLETE SET**

HOW TO SPECIFY:

**FUNCTION. BACKSET. FINISH. HAND. DOOR THICKNESS**

EXAMPLE:

**SL9153PDL. 234. US26D. RH. 134**



2-1/2" or 2-3/4" backset.

For 1-3/4" thick doors.

Other backsets and door thicknesses to be priced on application.

Cylinders not included, reference Support section for more information.

See page 37-39 for electrified options.

For lock only, see page 77.

		<b>FINISH GROUP 1T</b> US4, US4NL, US26D	<b>FINISH GROUP 2T</b> US3, US3NL, US26, US10B, US14, US15, US19	<b>SPECIAL ARCHITECTURAL FINISHES</b> BN, BB, TN, TB, DURO, ESN, US15A, US5, US19LL
<b>Backset</b>		<b>2 1/2" or 2 3/4"</b>	<b>2 1/2" or 2 3/4"</b>	<b>2 1/2" or 2 3/4"</b>
SL9122PDL	Store Door Lockset   Includes: SL9122, (2) SLFT-C Flush Pulls with Cylinder Cutout and Active Levers	\$590.40	\$607.60	\$693.60
SL9124PDL	Dormitory/Entrance Lockset   Includes: SL9124, SLFT-C Flush Pull with Active Lever, SLFT-T Flush Pull with Active Lever and Integrated 7200ADA T-turn	\$638.15	\$655.35	\$741.35
SL9125PDL	Passage Lockset   Includes: SL9125, (2) SLFT-B Flush Pulls with Active Levers	\$590.40	\$607.60	\$693.60
SL9134PDL	Hotel/Motel Lockset   Includes SL9134, SLFTD-C Flush Pull with Lever and Cylinder Cutout, SLFT-T Flush Pull with Lever and Integrated 7200ADA T-turn	\$638.15	\$655.35	\$741.35
SL9139PDL	Privacy Lockset   Includes: SL9139, SLFT-E Flush Pull with Active Lever and Emergency Coin Release, SLFT-T Flush Pull with Active Lever and Integrated 7200ADA T-turn			
SL9139iPDL	Privacy Lockset   Includes: SL9139, SLFT-0i Flush Pull with Active Lever and Emergency Coin Release with Indicator, SLFT-T Flush Pull with Active Lever and Integrated 7200ADA T-turn	\$650.10	\$667.30	\$753.25
SL9145PDL	Classroom Lockset   Includes: SL9145, SLFT-C Flush Pull with Active Lever and Cylinder Cutout, SLFT-B Flush Pull with Active Lever	\$590.40	\$607.60	\$693.60
SL9153PDL	Entrance/Office Lockset   Includes: SL9153, SLFT-C Outside Flush Pull with Active Lever and Cylinder Cutout, SLFT-T Inside Flush Pull with Active Lever and Integrated 7200ADA T-turn	\$638.15	\$655.35	\$741.35
SL9159PDL	Storeroom/Closet Lockset   Includes SL9159, SLFTD-C Outside Flush Pull with Lever and Cylinder Cutout, SLFT-B Inside Flush Pull with Active Lever	\$590.40	\$607.60	\$693.60

**Other Door Thicknesses Available, Price on Application**



# 9100BDL Barn Door Hardware Sets | ADA Trim

COMPLETE SET

HOW TO SPECIFY:

**TRIM. FUNCTION. BACKSET. FINISH. HAND. DOORTHICKNESS**

EXAMPLE:

**ADA. 9100BDL-3ST. 6. US10B. LH. 134**



**6" backset, for 1-3/4" thick doors (3" Door overlap, 3/8" to 1/2" gap).**

**Call for assistance with other door thicknesses.**

**Cylinders not included, reference Support section for more information.**

**For handing information, reference Support section.**

**For lock only, see page 77.**

		<b>FINISH GROUP 1T</b> US4, US4NL, US26D	<b>FINISH GROUP 2T</b> US3, US3NL, US26, US10B, US14, US15, US19	<b>SPECIAL ARCHITECTURAL FINISHES</b> BN, BB, TN, TB, DUR0, ESN, US15A, US5, US19LL
<b>Typical sets</b>	<b>Backset</b>	<b>6"</b>	<b>6"</b>	<b>6"</b>
9100BDL-3	Entry Set   Includes: 9100BDL-3 Barn Door Lock, 7200ADA T-turn, Pair of Back-to-Back 7200P Pulls	\$619.65	\$636.85	\$722.80
9100BDL-3ST	Classroom Deadlock Set   Includes: 9100BDL-3ST Classroom Deadlock (set can only be locked with a key), 7200ADA T-turn, Pair of Back-to-Back 7200P Pulls	\$676.95	\$694.15	\$780.15
9100BDL-5	Privacy Set   Includes: 9100BDL-5 Barn Door Lock, 7200ER Emergency Coin Release, 7200ADA T-turn, Pair of Back-to-Back 7200P Pulls	\$665.50	\$682.70	\$768.70
9100BDL-5i	Privacy Set with Indicator   Includes: 9100BDL-5i Barn Door Lock, 7200ER-i Emergency Coin Release with Indicator, 7200ADA T-turn, Pair of Back-to-Back 7200P Pulls	\$676.95	\$694.15	\$780.15



# 9100BDL Barn Door Hardware Sets

## 2002 Flush Pull Trim | Exposed Fasteners


### COMPLETE SET

HOW TO SPECIFY:

**TRIM. FUNCTION. BACKSET. FINISH. HAND. DOORTHICKNESS**

EXAMPLE:

**S. 9100BDL-5. 6. US3NL. RH. 134**



**6" backset, for 1-3/4" thick doors (3" Door overlap, 3/8" to 1/2" gap).**

**Call for assistance with other door thicknesses.**

**Cylinders not included, reference Support section for more information.**

**For handing information, reference Support section.**

**For lock only, see page 77.**

		<b>FINISH GROUP 1T</b> US4, US4NL, US26D	<b>FINISH GROUP 2T</b> US3, US3NL, US26, US10B, US14, US15, US19	<b>SPECIAL ARCHITECTURAL FINISHES</b> BN, BB, TN, TB, DURO, ESN, US15A, US5, US19LL
<b>Typical sets</b>	<b>Backset</b>	<b>6"</b>	<b>6"</b>	<b>6"</b>
9100BDL-3	Entry Set   Includes: 9100BDL-3 Barn Door Lock, Pair of Back-to-Back Flush Pulls	\$472.55	\$489.75	\$575.70
9100BDL-3ST	Classroom Deadlock Set   Includes: 9100BDL-3ST Classroom Barn Door Lock (set can only be locked with a key), Pair of Back-to-Back Flush Pulls			
9100BDL-5	Privacy Set   Includes: 9100BDL-5 Barn Door Lock, Pair of Back-to-Back Flush Pulls	\$512.10	\$529.30	\$615.30
9100BDL-5i	Privacy Set with Indicator   Includes: 9100BDL-5i Barn Door Lock, Pair of Back-to-Back Flush Pulls	\$523.55	\$540.75	\$626.75



# 9100BDL Barn Door Hardware Sets

## 2002 Flush Pull Trim | Concealed Fasteners

COMPLETE SET

HOW TO SPECIFY:

**TRIM. FUNCTION. BACKSET. FINISH. HAND. DOORTHICKNESS**

EXAMPLE:

**24S. 9100BDL-5. 6. US3NL. RH. 134**



**6" backset, for 1-3/4" thick doors (3" Door overlap, 3/8" to 1/2" gap).**

**Call for assistance with other door thicknesses.**

**Cylinders not included, reference Support section for more information.**

**For handing information, reference Support section.**

**For lock only, see page 77.**

		<b>FINISH GROUP 1T</b> US4, US4NL, US26D	<b>FINISH GROUP 2T</b> US3, US3NL, US26, US10B, US14, US15, US19	<b>SPECIAL ARCHITECTURAL FINISHES</b> BN, BB, TN, TB, DURO, ESN, US15A, US5, US19LL
<b>Typical sets</b>	<b>Backset</b>	<b>6"</b>	<b>6"</b>	<b>6"</b>
9100BDL-3	Entry Set   Includes: 9100BDL-3 Barn Door Lock, Pair of Back-to-Back Flush Pulls	\$506.95	\$524.15	\$610.15
9100BDL-3ST	Classroom Deadlock Set   Includes: 9100BDL-3ST Classroom Barn Door Lock (set can only be locked with a key), Pair of Back-to-Back Flush Pulls			
9100BDL-5	Privacy Set   Includes: 9100BDL-5 Barn Door Lock, Pair of Back-to-Back Flush Pulls	\$546.50	\$563.70	\$649.70
9100BDL-5i	Privacy Set with Indicator   Includes: 9100BDL-5i Barn Door Lock, Pair of Back-to-Back Flush Pulls	\$557.95	\$575.15	\$661.15



# 9100BDL Barn Door Hardware Sets | Combination Trim ADA Pull + Flush Pull | Exposed Fasteners

**COMPLETE SET**

HOW TO SPECIFY:

**TRIM. FUNCTION. BACKSET. FINISH. HAND. DOORTHICKNESS**

EXAMPLE:

**S/7200ADA. 9100BDL-5. 6. US3NL. LH. 134**



**6" backset, for 1-3/4" thick doors (3" Door overlap, 3/8" to 1/2" gap).**

**Call for assistance with other door thicknesses.**

**Cylinders not included, reference Support section for more information.**

**For handing information, reference Support section.**

**For lock only, see page 77.**

		<b>FINISH GROUP 1T</b> US4, US4NL, US26D	<b>FINISH GROUP 2T</b> US3, US3NL, US26, US10B, US14, US15, US19	<b>SPECIAL ARCHITECTURAL FINISHES</b> BN, BB, TN, TB, DURO, ESN, US15A, US5, US19LL
<b>Typical sets</b>	<b>Backset</b>	<b>6"</b>	<b>6"</b>	<b>6"</b>
9100BDL-3	Entry Set   Includes: 9100BDL-3 Barn Door Lock, 7200ADA T-turn, Single 7200P Pull, Single Flush Pull	\$575.80	\$593.00	\$678.95
9100BDL-3ST	Classroom Deadlock Set   Includes: 9100BDL-3ST Classroom Barn Door Lock (set can only be locked with a key), 7200ADA T-turn, Single 7200P Pull, Single Flush Pull			
9100BDL-5	Privacy Set   Includes: 9100BDL-5 Barn Door Lock, 7200ADA T-turn, Single 7200P Pull, Single Flush Pull	\$618.65	\$635.85	\$721.85
9100BDL-5i	Privacy Set with Indicator   Includes: 9100BDL-5i Barn Door Lock, Single 7200P Pull, Single Flush Pull	\$630.15	\$647.30	\$733.30



# 9100BDL Barn Door Hardware Sets | Combination Trim ADA Pull + Flush Pull | Concealed Fasteners

COMPLETE SET

HOW TO SPECIFY:

**TRIM. FUNCTION. BACKSET. FINISH. HAND. DOOR THICKNESS**

EXAMPLE:

**CS/7200ADA. 9100BDL-5. 6. US3NL. LH. 134**



**6" backset, for 1-3/4" thick doors (3" Door overlap, 3/8" to 1/2" gap).**

**Call for assistance with other door thicknesses.**

**Cylinders not included, reference Support section for more information.**

**For handing information, reference Support section.**

**For lock only, see page 77.**

		<b>FINISH GROUP 1T</b> US4, US4NL, US26D	<b>FINISH GROUP 2T</b> US3, US3NL, US26, US10B, US14, US15, US19	<b>SPECIAL ARCHITECTURAL FINISHES</b> BN, BB, TN, TB, DURO, ESN, US15A, US5, US19LL
<b>Typical sets</b>	<b>Backset</b>	<b>6"</b>	<b>6"</b>	<b>6"</b>
9100BDL-3	Entry Set   Includes: 9100BDL-3 Barn Door Lock, 7200ADA T-turn, Single 7200P Pull, Single Flush Pull	\$610.20	\$627.40	\$713.35
9100BDL-3ST	Classroom Deadlock Set   Includes: 9100BDL-3ST Classroom Barn Door Lock (set can only be locked with a key), 7200ADA T-turn, Single 7200P Pull, Single Flush Pull			
9100BDL-5	Privacy Set   Includes: 9100BDL-5 Barn Door Lock, 7200ADA T-turn, Single 7200P Pull, Single Flush Pull	\$653.05	\$670.25	\$756.25
9100BDL-5i	Privacy Set with Indicator   Includes: 9100BDL-5i Barn Door Lock, Single 7200P Pull, Single Flush Pull	\$664.55	\$681.75	\$767.70



# 9500VR Vertical Rod Locksets | ADA Trim


## COMPLETE SET

HOW TO SPECIFY:

**TRIM. FUNCTION. BACKSET. FINISH. HAND. DOORTHICKNESS. VERTICAL DIMENSION**

EXAMPLE:

**ADA. 9500VRB-5. 5. US3NL. LH. 134. 39**



Specify 9500VRB to lock into the bottom, 9500VRT to lock into top.

Vertical dimension: from centerline of cylinder or thumb turn to finished floor.

5" minimum backset recommended.

Call for assistance with other backsets and door thicknesses.

Cylinders not included, reference Support section for more information.

For handing information, reference Support section.

For lock only, see page 77.

			FINISH GROUP 1T US4, US4NL, US26D	FINISH GROUP 2T US3, US3NL, US26, US10B, US14, US15, US19	SPECIAL ARCHITECTURAL FINISHES BN, BB, TN, TB, DURO, ESN, US15A, US5, US19LL
Typical sets	Typical sets	Backset	5" Minimum	5" Minimum	5" Minimum
9500VRB-1	9500VRT-1	Single Cylinder Set   Includes: 9500VR Vertical Rod Lock, Pair of 7200P Back-to-Back Pulls	\$974.55	\$991.75	\$1077.70
9500VRB-3	9500VRT-3	Entry Set   Includes: 9500VR Vertical Rod Lock, 7200ADA T-turn, Pair of Back-to-Back 7200P Pulls			
9500VRB-3ST	9500VRT-3ST	Deadlock Set   Includes: 9500VR Vertical Rod Lock (set can only be locked with a key), 7200ADA T-turn, Pair of Back-to- Back 7200P Pulls			
9500VRB-4	9500VRT-4	Privacy Set   Includes: 9500VR Vertical Rod Lock, 7200ADA T-turn, Pair of Back-to-Back 7200P Pulls	\$1025.45	\$1042.65	\$1128.60
9500VRB-5	9500VRT-5	Privacy Set   Includes: 9500VR Vertical Rod Lock, 7200ADA T-turn, 7200ER Emergency Release, Pair of Back-to-Back 7200P Pulls			
9500VRB-5i	9500VRT-5i	Privacy Set with Indicator   Includes: 9500VR Vertical Rod Lock, 7200ERi Emergency Release with Indicator, 7200ADA T-turn, Pair of Back-to-Back 7200P Pulls			

**SPECIAL 10% DISCOUNT FOR ORDERS OF 10 OR MORE**



# 9500VR Vertical Rod Locksets | Flush Pull Trim 24R or 2002 Flush Pulls | Exposed Fasteners


## COMPLETE SET

HOW TO SPECIFY:

**TRIM. FUNCTION. BACKSET. FINISH. HAND. DOORTHICKNESS. VERTICAL DIMENSION**

EXAMPLE:

**S2002. 9500VRT. 212. US3NL. LH. 134. 39**



Specify **9500VRB** to lock into the bottom, **9500VRT** to lock into top.

**Vertical dimension:** from centerline of cylinder or thumb turn to finished floor.

**2-1/2"** minimum backset recommended.

**Call for assistance with other backsets and door thicknesses.**

**Cylinders not included, reference Support section for more information.**

**For handing information, reference Support section.**

**For lock only, see page 77.**

			<b>FINISH GROUP 1T</b> US4, US4NL, US26D	<b>FINISH GROUP 2T</b> US3, US3NL, US26, US10B, US14, US15, US19	<b>SPECIAL ARCHITECTURAL FINISHES</b> BN, BB, TN, TB, DURO, ESN, US15A, US5, US19LL
<b>Typical sets</b>	<b>Typical sets</b>	<b>Backset</b>	<b>2 1/2" Minimum</b>	<b>2 1/2" Minimum</b>	<b>2 1/2" Minimum</b>
9500VRB-1	9500VRT-1	Single Cylinder Set   Includes: 9500VR Vertical Rod Lock, Pair of Back-to-Back Flush Pulls	\$854.85	\$872.05	\$958.00
9500VRB-3	9500VRT-3	Entry Set   Includes: 9500VR Vertical Rod Lock, Pair of Back-to-Back Flush Pulls			
9500VRB-3ST	9500VRT-3ST	Classroom Deadlock Set   Includes: 9500VR Vertical Rod Lock (set can only be locked with a key), Pair of Back-to-Back Flush Pulls			
9500VRB-4	9500VRT-4	Privacy Set   Includes: 9500VR Vertical Rod Lock, Pair of Back-to-Back Flush Pulls			
9500VRB-5	9500VRT-5	Privacy Set   Includes: 9500VR Vertical Rod Lock, Pair of Back-to-Back Flush Pulls	\$899.95	\$917.15	\$1003.15

**SPECIAL 10% DISCOUNT FOR ORDERS OF 10 OR MORE**



# 9500VR Vertical Rod Locksets | Flush Pull Trim 24S or 2002 Flush Pulls | Concealed Fasteners

**COMPLETE SET**

HOW TO SPECIFY:

**TRIM. FUNCTION. BACKSET. FINISH. HAND. DOORTHICKNESS. VERTICAL DIMENSION**

EXAMPLE:

**S2002. 9500VRB-5. 212. US3NL. LH. 134. 39**



Specify 9500VRB to lock into the bottom, 9500VRT to lock into top.

Vertical dimension: from centerline of cylinder or thumb turn to finished floor.

2-1/2" minimum backset recommended.

Call for assistance with other backsets and door thicknesses.

Cylinders not included, reference Support section for more information

For handing information, reference Support section.

For lock only, see page 77.

			FINISH GROUP 1T US4, US4NL, US26D	FINISH GROUP 2T US3, US3NL, US26, US10B, US14, US15, US19	SPECIAL ARCHITECTURAL FINISHES BN, BB, TN, TB, DURO, ESN, US15A, US5, US19LL
Typical sets	Typical sets	Backset	2 1/2" Minimum	2 1/2" Minimum	2 1/2" Minimum
9500VRB-1	9500VRT-1	Single Cylinder Set   Includes: 9500VR Vertical Rod Lock, Pair of Back-to-Back Flush Pulls			
9500VRB-3	9500VRT-3	Entry Set   Includes: 9500VR Vertical Rod Lock, Pair of Back-to-Back Flush Pulls			
9500VRB-3ST	9500VRT-3ST	Classroom Deadlock Set   Includes: 9500VR Vertical Rod Lock (set can only be locked with a key), Pair of Back-to-Back Flush Pulls			
9500VRB-4	9500VRT-4	Privacy Set   Includes: 9500VR Vertical Rod Lock, Pair of Back-to-Back Flush Pulls			
9500VRB-5	9500VRT-5	Privacy Set   Includes: 9500VR Vertical Rod Lock, Pair of Back-to-Back Flush Pulls	\$889.25	\$906.45	\$992.40
			\$934.35	\$951.55	\$1037.55

**SPECIAL 10% DISCOUNT FOR ORDERS OF 10 OR MORE**



# ADA Sliding and Pocket Door Locks

**LOCK ONLY**

**Locks only, 2-1/2" or 2-3/4" backset.**

**Other backsets, price on application.**

		<b>FINISH GROUP 1</b> US4, US4NL, US32D, US26D	<b>FINISH GROUP 2</b> US3, US3NL, US26, US32, US9, US10, US10B, US14, US15, US19	<b>SPECIAL ARCHITECTURAL FINISHES</b> BN, BB, TN, TB, DURO, ESN, US15A, US5, US19LL
2001SDL	Sliding Door Lock (2001SDL-1, 2001SDL-2, 2001SDL-3, 2001SDL-4, 2001SDL-5)	\$157.90	\$163.90	\$175.90
2001ST	Classroom Deadlock Sliding Door Lock	\$214.70	\$220.70	\$232.70
9100SDL	Sliding Door Lock with Emergency Egress for Use with Active Levers	\$239.55	\$246.45	\$260.20
SL91XX	Self-latching Sliding/Pocket Door Lock with Emergency Egress (please specify function)	\$259.00	\$265.90	\$279.65
9100BDL	Barn Door Lock for Sliding Door Applications, 6" Backsets, (other backsets to be priced on application)	\$347.65	\$354.50	\$368.25
9500VR	Vertical Rod Lock for Sliding Door Applications	\$785.35	\$792.25	\$806.00



# SL-1700SDL Narrow Backset Self-Latching Mortise Lock for Sliding Doors

HOW TO SPECIFY:

**FUNCTION. 118. TRIM. FINISH. HAND. DOORTHICKNESS**

EXAMPLE:

**SL-1759SDL. 118. 19L/1R. US26D. RH. 134**


Specify trim manufacturer, spindle size or Accurate trim options.

Locks only, no cylinders or trim included.


		<b>FINISH GROUP 1</b> US4, US4NL, US32D, US26D	<b>FINISH GROUP 2</b> US3, US3NL, US26, US32, US9, US10, US10B, US14, US15, US19	<b>SPECIAL ARCHITECTURAL FINISHES</b> BN, BB, TN, TB, DURO, ESN, US15A, US5, US19LL
SL-1725SDL	Passage	Price on Application		
SL-1758SDL	Institution or Asylum			
SL-1759SDL	Storeroom or Closet			



**GLASS  
DOORS**



79	G87 + GO87 Series Glass Patch Hardware Sets
80	G16/GO16 + G17/GO17 Series Glass Patch Hardware Sets
81	GR86 Series Rabbeted Glass Patch Hardware Sets
82	GR87 Series Glass Patch Hardware Sets
83	GS87 Series Glass Patch Hardware Sets
84	G-CYL Series Glass Patch   Cylindrical Locks
85	G-ML Series Glass Patch   Mortise Locks
86	Glass Patch   Strike Options



79

+

# G87 + GO87 Series Glass Patch Hardware Sets

**COMPLETE SET**

HOW TO SPECIFY:

**FUNCTION. BACKSET. TRIM. FINISH. HAND. DOORTHICKNESS**

EXAMPLE:

**G8724. 2. 72L. US28. LH. 1/2**

**G87** for swing door applications. 2" backset standard.

**G087** for offset swing door applications, 2" backset standard.

Glass Patch Sets fit standard 1/2" thick glass doors, other door thicknesses available, special order.

Set will come standard with 72L levers.

Includes lock body, patch assembly, levers and ASA strike (unless specified otherwise). For more strike options, see page 86.

			<b>FINISHES</b> US28, ESN, US19
G8700ADL	G08700ADL	Active Dummy Lock	\$718.50
G8701	G08701	Deadlock (Single Cylinder)	\$646.80
G8702	G08702	Deadlock (Double Cylinder)	
G8703	G08703	Deadlock (Cylinder x T-turn)	\$682.60
G8704	G08704	Deadlock (T-turn Inside Only)	
G8705	G08705	Deadlock (ER x T-turn)	\$718.50
G8722	G08722	Store Door Lock	\$855.05
G8724	G08724	Dormitory/Entrance/Storeroom	
G8725	G08725	Passage	\$790.50
G8739	G08739	Privacy x ER	\$855.05
G8742	G08742	Entry/Public Restroom	
G8745	G08745	Classroom	
G8748	G08748	Entrance	
G8749	G08749	Entrance	
G8756	G08756	Entrance/Office	
G8759	G08759	Storeroom/Closet	

**SPECIAL 10% DISCOUNT FOR ORDERS OF 10 OR MORE**

**Other Accurate Trim Options Available, Upcharge \$36.00. See page 92.**  
**Other Door Thicknesses and Custom Finishes Available, Price on Application.**

**G87**  
**(Centered Patch)**

**G087**  
**(Offset Patch)**

2022 NET PRICES | P: 203.348.8865 | F: 203.348.5234 | E: sales@accuratelockandhardware.com | W: accuratelockandhardware.com | MINIMUM ORDER OF \$150



# G16/GO16 + G17/GO17 Series Glass Patch Hardware Sets

**COMPLETE SET**

HOW TO SPECIFY:

**FUNCTION. BACKSET. TRIM. FINISH. HAND. DOORTHICKNESS**

EXAMPLE:

**G1725. 118. 29L. US28. RH. 1/2**

**G16/G17 for swinging doors, 1-1/8" backset standard.**

**GO16/GO17 for offset swinging doors, 1-1/8" backset standard.**

**Glass Patch Sets fit standard 1/2" thick glass doors, other door thicknesses available, special order.**


**Set will come standard with 29L levers.**

**Includes lock body, patch assembly, levers and ASA strike (unless specified otherwise). For more strike options, see page 86.**


			<b>FINISHES</b>
			US28, ESN, US19
G1601	G01601	Deadlock (Single Cylinder)	\$646.80
G1602	G01602	Deadlock (Double Cylinder)	
G1603	G01603	Deadlock (Cylinder x T-turn)	\$652.95
G1604	G01604	Deadlock (T-turn Inside Only)	
G1700ADL	G01700ADL	Active Dummy Lock	\$718.50
G1725	G01725	Passage	\$790.50
G1756	G01756	Entrance/Office	\$855.05
G1757	G01757	Entrance/Office	
G1758	G01758	Institution or Asylum	
G1759	G01759	Storeroom/Closet	

**SPECIAL 10% DISCOUNT FOR ORDERS OF 10 OR MORE**

**Other Accurate Trim Options Available, Upcharge \$36.00. See page 92.**  
**Other Door Thicknesses and Custom Finishes Available, Price on Application.**



**G17  
(Centered Patch)**



**GO17  
(Offset Patch)**



# GR86 Series Rabbeted Glass Patch Hardware Sets

COMPLETE SET

HOW TO SPECIFY:

**FUNCTION. BACKSET. TRIM. FINISH. HAND. DOOR THICKNESS**

EXAMPLE:

**GR8656. 112. 72L. US19. RH. 1/2**

GR86 for offset glass applications.

1-1/2" backset standard.

Glass Patch Sets fit standard 1/2" thick glass doors. Other door thicknesses available, special order.

Set will come with 72L levers.

Includes lock body, patch assembly, and levers.

	<b>FINISHES</b> US28, ESN, US19
GR8625	
GR8656	\$790.50
GR8659	

**SPECIAL 10% DISCOUNT FOR ORDERS OF 10 OR MORE**

**Other Accurate Trim Options Available, Upcharge \$36.00. See page 92.  
Other Door Thicknesses and Custom Finishes Available, Price on Application.**



**FRONT**



**BACK**



# GR87 Series Rabbeted Glass Patch Hardware Sets

**COMPLETE SET**

HOW TO SPECIFY:

**FUNCTION. BACKSET. TRIM. FINISH. HAND. DOORTHICKNESS**

EXAMPLE:

**GR8656. 112. 72L. US19. RH. 1/2**

**GR86 for offset glass applications.**

**1-1/2" backset standard.**

**Glass Patch Sets fit standard 1/2" thick glass doors. Other door thicknesses available, special order.**

**Set will come with 72L levers.**

**Includes lock body, patch assembly, and levers.**

	<b>FINISHES</b> US28, ESN, US19
GR8625	\$790.50
GR8656	
GR8659	

**SPECIAL 10% DISCOUNT FOR ORDERS OF 10 OR MORE**

**Other Accurate Trim Options Available, Upcharge \$36.00. See page 92.  
Other Door Thicknesses and Custom Finishes Available, Price on Application.**



**FRONT**



**BACK**



# GS87 Series Glass Patch Hardware Sets

COMPLETE SET

HOW TO SPECIFY:

**FUNCTION. BACKSET. TRIM. FINISH. HAND. DOORTHICKNESS**

EXAMPLE:

**GS87-3. 2. 72L. US28. RH. 1/2**

**GS87 for sliding door applications.**

**2" backset standard.**

**Glass Patch Sets fit standard 1/2" thick glass doors, other door thicknesses available, special order.**

**Set will come standard with 72L levers.**

**Includes lock body, patch assembly, levers and ASA strike (unless specified otherwise). For more strike options, see page 86.**

		<b>FINISHES</b> US28, ESN, US19
GS87-3	Entry (Cylinder x T-turn)	\$854.30
GS87-3ST	Classroom Deadlock (Cylinder x T-turn, can only be locked with key outside)	
GS87-5	Privacy (ER x T-turn)	
GS87-5i	Privacy with Indicator (ERi x T-turn)	

**SPECIAL 10% DISCOUNT FOR ORDERS OF 10 OR MORE**

**Other Accurate Trim Options Available, Upcharge \$36.00. See page 92.  
Other Door Thicknesses and Custom Finishes Available, Price on Application.**





# G-CYL Series Glass Patch | Cylindrical Locks

HOW TO SPECIFY:

**FUNCTION. BACKSET. FINISH. HAND. DOORTHICKNESS**

EXAMPLE:

**G-CYL. 234. ESN. RH. 1/2**

**G-CYL for swinging door applications.**

**Patch only, lock not included.**

**2-3/4" backset standard.**

**Glass Patch Sets fit standard 1/2" thick glass doors, other door thicknesses available, special order.**

**For strike options, see page 86.**

		<b>FINISHES</b> US28, ESN, US19
G-CYL	Cylindrical Lock Patch Kit for Schlage ND Series	\$309.05
G-CYL-NDE	Cylindrical Lock Patch Kit for Schlage NDE Series Wifi Lock	\$363.65

**Other Door Thicknesses and Custom Finishes, Price on Application.**

**For Other Manufacturers' Cylindrical Locks, Please Call for Assistance.**



**G-CYL**



**G-CYL-NDE**



## G-ML Series Glass Patch | Mortise Locks

HOW TO SPECIFY:

**FUNCTION. BACKSET. FINISH. HAND. DOORTHICKNESS**

EXAMPLE:

**G-ML. 234. ESN. LH. 1/2**



**G-ML** for swinging door applications.

**Patch only (6" x 10")**, lock not included. Other options price on application.

Specify mortise lock manufacturer, function and trim type (sectional or escutcheon).

**2-3/4"** backset standard.

**Glass Patch Sets fit standard 1/2" thick glass doors**, other door thicknesses available, special order.

**For strike options, see below.**

		<b>FINISHES</b> US28, ESN, US19
G-ML	Mortise Lock Patch Kit (6" x 10")	\$410.60
G-ML-LE	Mortise Lock Patch Kit for Schlage LE Series Wifi Lock	\$460.35

**SPECIAL 10% DISCOUNT FOR ORDERS OF 10 OR MORE**

**Other Door Thicknesses Available, Price on Application.**



## G-ML-CRL Series Glass Patch

**NEW PRODUCT**

HOW TO SPECIFY:

**MODEL. BACKSET. LOCKSERIES. FINISH. HAND. DOORTHICKNESS. STRIKE OPTION**

EXAMPLE:

**G-ML-CRL. 234. ML2060. US19. RH. 1/2. G-ML-CRL-GPS**



Designed to retrofit **CR Laurence** centered on glass patch kits.

**Patch only (6" x 10")**, lock not included. Other options price on application.

**2-3/4"** backset standard for 1/2" thick tempered glass.

**For strike options, see page 86.**


		<b>FINISHES</b> US28, ESN, US19
G-ML-CRL-GPS	Mortise Lock Patch Kit (6"x10")	\$410.20




# Glass Patch Kit | Strike Options

		<b>FINISHES</b> US28, ESN, US19
G87-GPS	Glass Patch Strike for G87 or G087	\$309.05
G17-GPS	Glass Patch Strike for G17	
GS87-GSP	Glass Patch Strike for GS87	
GS87-DWSTK	Drywall Strike for GS87	\$174.50
GS87-DWSTK-DP	Drywall Strike, Dust Proof Style for GS87	\$272.15
G-CYL-GPS	Glass Patch Strike for G-CYL	\$309.05
G-CYL-GPS-E	Glass Patch for G-CYL Electric Strike (by others)	\$345.45
G-CYL-NDE-GPS	Glass Patch Strike for G-CYL-NDE	\$381.85
G-ML-GPS	Glass Patch Strike for G-ML	\$410.20
G-ML-CRL-GPS	Glass Patch Strike for G-ML-CRL	


**PLEASE CONTACT US FOR YOUR SPECIFIC REQUIREMENTS.**



**TRIM**







87	Flush Pulls   Exposed Fasteners
87	Flush Pulls   Concealed Fasteners
88	Privacy Flush Pulls   Exposed Fasteners
88	Privacy Flush Pulls   Concealed Fasteners
89	Drop Ring Pulls
90-91	Edge Pulls
92	Levers
93	Roses + Escutcheons
94-95	Accessories
96	Cylinders
96	Stock Thumb Turn Mortise Cylinders
97	Stock Rim Cylinders
97	Cylinder Collars

















## Flush Pulls | Exposed Fasteners

		<b>FINISH GROUP 1T</b> US4, US4NL, US26D	<b>FINISH GROUP 2T</b> US3, US3NL, US26, US10B, US14, US15, US19	<b>SPECIAL ARCHITECTURAL FINISHES</b> BN, BB, TN, TB, DURO, ESN, US15A, US5, US19LL
FE7001	 7" Rectangular Flush Pull, Exposed Screws	\$113.05	\$117.45	\$130.65
FE7002	 7" Obround Flush Pull, Exposed Screws			
FE5001	 5" Rectangular Flush Pull, Exposed Screws	\$91.45	\$96.05	\$109.15
FE5002	 5" Obround Flush Pull, Exposed Screws			





## Flush Pulls | Concealed Fasteners

		<b>FINISH GROUP 1T</b> US4, US4NL, US26D	<b>FINISH GROUP 2T</b> US3, US3NL, US26, US10B, US14, US15, US19	<b>SPECIAL ARCHITECTURAL FINISHES</b> BN, BB, TN, TB, DURO, ESN, US15A, US5, US19LL
FC7001	 7" Rectangular Flush Pull, Concealed Screws	\$113.05	\$117.45	\$130.65
FC7002	 7" Obround Flush Pull, Concealed Screws			
FC5001	 5" Rectangular Flush Pull, Concealed Screws	\$91.75	\$96.05	\$109.15
FC5002	 5" Obround Flush Pull, Concealed Screws			
FC5005	 5" Oval Flush Pull, Concealed Screws	\$115.35	\$119.85	\$132.95
FC5007	 5" Rectangular Flush Pull, Concealed Screws	\$54.05	\$58.35	\$71.55
FC3127	 3- $\frac{1}{2}$ " Rectangular Flush Pull, Concealed Screws	\$50.55	\$54.95	\$68.05
FC3003	 3" Square Flush Pull, Concealed Screws	\$91.75	\$96.05	\$109.15
FC3004	 3" Round Flush Pull, Concealed Screws			
FC3005	 3" Oval Flush Pull, Concealed Screws	\$103.55	\$107.95	\$121.05
FC2143	 2- $\frac{1}{4}$ " Square. Flush Pull, Concealed Screws	\$61.05	\$65.45	\$78.55
FC2144	 2- $\frac{1}{4}$ " Round Flush Pull, Concealed Screws			





## Privacy Flush Pulls | Exposed Fasteners

		<b>FINISH GROUP 1T</b> US4, US4NL, US26D	<b>FINISH GROUP 2T</b> US3, US3NL, US26, US10B, US14, US15, US19	<b>SPECIAL ARCHITECTURAL FINISHES</b> BN, BB, TN, TB, DURO, ESN, US15A, US5, US19LL
FE9006E 	9" Rectangular Flush Pull with ER	\$182.65	\$187.15	\$194.85
FE9006T 	9" Rectangular Flush Pull with T-turn			






## Privacy Flush Pulls | Concealed Fasteners

		<b>FINISH GROUP 1T</b> US4, US4NL, US26D	<b>FINISH GROUP 2T</b> US3, US3NL, US26, US10B, US14, US15, US19	<b>SPECIAL ARCHITECTURAL FINISHES</b> BN, BB, TN, TB, DURO, ESN, US15A, US5, US19LL
FC7346E 	7-3/4" Rectangular Flush Pull with ER	\$200.45	\$204.75	\$217.85
FC7346T 	7-3/4" Rectangular Flush Pull with T-turn			

**US32D or US32 stainless flush pulls are available on special order. Pricing based on application.**



# Drop Ring Pulls


		<b>FINISH GROUP 1T</b> US4, US4NL, US26D	<b>FINISH GROUP 2T</b> US3, US3NL, US26, US10B, US14, US15, US19	<b>SPECIAL ARCHITECTURAL FINISHES</b> BN, BB, TN, TB, DURO, ESN, US15A, US5, US19LL
22DR		Price on Application		
23DR				
24DR				

**Compatible with mortise locks in place of knobs.**  
**Surface mounted or custom through-bolted options available.**  
**Please call for assistance.**





# Edge Pulls


Please call for assistance with custom sizes.


<b>E Series</b>			<b>FINISH GROUP 1T</b> US4, US4NL, US26D	<b>FINISH GROUP 2T</b> US3, US3NL, US26, US10B, US14, US15, US19	<b>SPECIAL ARCHITECTURAL FINISHES</b> BN, BB, TN, TB, DURO, ESN, US15A, US5, US19LL
E2121	Edge Pull 2-1/2" x 1-1/2"	\$28.15	\$33.05	\$47.65	
E2122	Edge Pull 2-1/2" x 2"				
E5001	Edge Pull 5" x 1-1/2"				
E5002	Edge Pull 5" x 2"				

<b>EA Series</b>			<b>FINISH GROUP 1T</b> US4, US4NL, US26D	<b>FINISH GROUP 2T</b> US3, US3NL, US26, US10B, US14, US15, US19	<b>SPECIAL ARCHITECTURAL FINISHES</b> BN, BB, TN, TB, DURO, ESN, US15A, US5, US19LL
EA4015	Edge Pull 4" x 1-1/2"	\$41.35	\$46.25	\$60.85	
EA4020	Edge Pull 4" x 2"				

<b>EJ Series</b>			<b>FINISH GROUP 1T</b> US4, US4NL, US26D	<b>FINISH GROUP 2T</b> US3, US3NL, US26, US10B, US14, US15, US19	<b>SPECIAL ARCHITECTURAL FINISHES</b> BN, BB, TN, TB, DURO, ESN, US15A, US5, US19LL
EJ4001	Edge Pull 4" x 2-3/8"	\$41.35	\$46.25	\$60.85	
EJ4002	Edge Pull 4" x 2-7/8"				
EJ4003	Edge Pull 4" x 2"				
EJ4004	Edge Pull 4" x 1-5/8"				
EJ4005	Edge Pull 4" x 1-3/8"				









<b>ES Series</b> 		<b>FINISH GROUP 1T</b> US4, US4NL, US26D	<b>FINISH GROUP 2T</b> US3, US3NL, US26, US10B, US14, US15, US19	<b>SPECIAL ARCHITECTURAL FINISHES</b> BN, BB, TN, TB, DURO, ESN, US15A, US5, US19LL
ES4001	Edge Pull 4" x 2-3/4"	\$72.05	\$78.95	\$93.55
ES4002	Edge Pull 4" x 3-1/4"	\$86.15	\$91.05	\$105.85
ES4003	Edge Pull 4" x 2-3/8"	\$74.05	\$78.95	\$93.55
ES4004	Edge Pull 4" x 2"			
ES4005	Edge Pull 4" x 1-3/4"			

<b>EAA Series</b> 		<b>FINISH GROUP 1T</b> US4, US4NL, US26D	<b>FINISH GROUP 2T</b> US3, US3NL, US26, US10B, US14, US15, US19	<b>SPECIAL ARCHITECTURAL FINISHES</b> BN, BB, TN, TB, DURO, ESN, US15A, US5, US19LL
EAA4001	Edge Pull 4" x 2-1/2"	\$61.95	\$66.85	\$81.45
EAA6001	Edge Pull 6" x 2-1/2"			
EAA4002	Edge Pull 4" x 3"	\$74.05	\$78.95	\$93.55
EAA6002	Edge Pull 6" x 3"			

<b>ESA Series</b> 		<b>FINISH GROUP 1T</b> US4, US4NL, US26D	<b>FINISH GROUP 2T</b> US3, US3NL, US26, US10B, US14, US15, US19	<b>SPECIAL ARCHITECTURAL FINISHES</b> BN, BB, TN, TB, DURO, ESN, US15A, US5, US19LL
ESA4001	Edge Pull 4" x 2-3/4"	\$74.05	\$78.95	\$93.55
ESA6001	Edge Pull 6" x 2-3/4"			
ESA4002	Edge Pull 4" x 3-1/4"	\$86.15	\$91.05	\$105.65
ESA6002	Edge Pull 6" x 3-1/4"			



# Levers















		<b>FINISH GROUP 1T</b> US4, US4NL, US26D	<b>FINISH GROUP 2T</b> US3, US3NL, US26, US10B, US14, US15, US19	<b>SPECIAL ARCHITECTURAL FINISHES</b> BN, BB, TN, TB, DURO, ESN, US15A, US5, US19LL
17L	 Each 17L Lever	\$134.45	\$146.10	\$175.30
18L	 Each 18L Lever			
19L	 Each 19L Lever			
20L	 Each 20L Lever			
21L	 Each 21L Lever			
29L	 Each 29L Lever			
39L	 Each 39L Lever			
72L	 Each 72L Lever			

**For 1-3/4" thick doors, other door thicknesses available,  
price on application.**











# Roses + Escutcheons

For 1-3/4" thick doors, other door thicknesses available, price on application.

		<b>FINISH GROUP 1T</b> US4, US4NL, US26D	<b>FINISH GROUP 2T</b> US3, US3NL, US26, US10B, US14, US15, US19	<b>SPECIAL ARCHITECTURAL FINISHES</b> BN, BB, TN, TB, DURO, ESN, US15A, US5, US19LL
1R	 Each 1R Rose	\$39.50	\$42.50	\$57.75
2R	 Each 2R Rose			
4R	 Each 4R Rose			
1E-B	 Each 1E-B Blank Escutcheon Plate			
1E-BD	 Each 1E-BD Dummy Blank Escutcheon Plate			
1E-C	 Each 1E-C Escutcheon Plate with Cylinder Cutout			
1E-CD	 Each 1E-CD Dummy Escutcheon Plate with Cylinder Cutout	\$75.90	\$78.90	\$94.05
1E-T	 Each 1E-T Escutcheon Plate with GF1106 Thumb Turn			
1E-TD	 Each 1E-TD Dummy Escutcheon Plate with GF1106 Thumb Turn			
1E-E	 Each 1E-E Escutcheon Plate with Emergency Coin Release	\$52.25	\$55.25	\$70.40
1E-ED	 Each 1E-ED Dummy Escutcheon Plate with Emergency Coin Release			
1E-Oi	 Each 1E-Oi Escutcheon Plate with Occupancy Indicator	\$64.35	\$67.35	\$82.60
1E-OiD	 Each 1E-OiD Dummy Escutcheon Plate with Occupancy Indicator			
1E-ADA	 Each 1E-ADA Escutcheon Plate with 7200ADA Thumb Turn	\$99.45	\$102.45	\$117.60
1E-ADAD	Each 1E-ADAD Dummy Escutcheon Plate with 7200ADA Thumb Turn			
1E-175B	Each 1E-175B Narrow Escutcheon Plate designed for use with 1700/M1700E Narrow Backset Locks	\$39.50	\$42.50	\$57.75
1E-175C	Each 1E-175C Narrow Escutcheon Plate designed for use with 1700/M1700E Narrow Backset Locks			



# Accessories

		<b>FINISH GROUP 1T</b> US4, US4NL, US26D	<b>FINISH GROUP 2T</b> US3, US3NL, US26, US10B, US14, US15, US19	<b>SPECIAL ARCHITECTURAL FINISHES</b> BN, BB, TN, TB, DURO, ESN, US15A, US5, US19LL
7200ADA	 ADA Thumb turn	\$53.70	\$58.10	\$71.10
7200ER	 Emergency Coin Release	\$48.10	\$52.40	\$65.40
7200ERi	 Emergency Coin Release with Indicator	\$58.95	\$63.20	\$76.20
7200P	 Pair of Back-to-Back Pulls	\$206.20	\$210.45	\$223.45
7200P-S	 7200P Pull Handle for Single-Sided Mounting	\$128.20	\$132.45	\$145.45
7200P-10	 7200P-10 Pair of Back-to-Back Pulls to pair with M8800ELR (10" minimum center-to-center)	\$237.20	\$242.10	\$257.05
7200P-S-10	 7200P-S-10 Pull Handle for Single-Sided Mounting to pair with M8800ELR (10" minimum center-to-center)	\$147.40	\$152.30	\$167.30
2001BSTK	 Barn Door Strike (to oppose 2001 lock 1-3/4" door thickness, up to 1/2" gap )	Price on Application		



# Accessories

		<b>FINISH GROUP 1T</b> US4, US4NL, US26D	<b>FINISH GROUP 2T</b> US3, US3NL, US26, US10B, US14, US15, US19	<b>SPECIAL ARCHITECTURAL FINISHES</b> BN, BB, TN, TB, DURO, ESN, US15A, US5, US19LL	
04		Transom Bolt	\$141.30	\$145.70	\$158.70
84-1		Angle Stop	\$28.25	\$32.60	\$45.50
8790		Dust Proof Strike	\$137.85	\$142.25	\$155.25
GF1106		Thumb Turn	\$32.85	\$37.10	\$50.10
7200Ci		Occupancy Indicator	\$99.40	\$104.10	\$118.00
7200SCi		Occupancy Indicator			
FE158-1		1" Knife Edge Pull	\$37.10	\$41.65	\$55.15
FE158-¾		¾" Knife Edge Pull			
72000cc		7200 Occupancy Indicator/ADA Through-bolted Combo (for use with 7205 privacy deadlocks)	\$208.70	\$221.60	\$260.80
1129		1129 T-turn disc (internal part, no finish) Specify: 1129-9100/8800 1129-8500 1129-300	\$60.75		



# Cylinders

Accurate offers **ILCO** mortise cylinders in the lengths and keyways listed below.  
**All cylinders are supplied with Accurate's clover leaf cam.**  
**For recommended cylinder lengths, reference Support section.**

	<b>US3, US4, US26, US26D US32D, US5, US10B</b>	<b>OTHER FINISHES</b>
C7124-KD ¾" Long, LOCKWOOD LA Keyway, KEYED DIFFERENT	\$30.35	Price on Application
C7124-KA ¾" Long, LOCKWOOD LA Keyway, KEYED ALIKE	\$43.45	
C7165-KD 1" Long, SCHLAGE C Keyway, KEYED DIFFERENT	\$30.35	
C7165-KA 1" Long, SCHLAGE C Keyway, KEYED ALIKE	\$43.45	
C7185-KD 1-½" Long, SCHLAGE C Keyway, KEYED DIFFERENT	\$30.35	
C7185-KA 1-½" Long, SCHLAGE C Keyway, KEYED ALIKE	\$43.45	
C7205-KD 1-¼" Long, SCHLAGE C Keyway, KEYED DIFFERENT	\$30.35	
C7205-KA 1-¼" Long, SCHLAGE C Keyway, KEYED ALIKE	\$43.45	
C7225-KD 1-¾" Long, SCHLAGE C Keyway, KEYED DIFFERENT	\$154.55	
C7225-KA 1-¾" Long, SCHLAGE C Keyway, KEYED ALIKE		
C7245-KD 1-½" Long, SCHLAGE C Keyway, KEYED DIFFERENT		
C7245-KA 1-½" Long, SCHLAGE C Keyway, KEYED ALIKE		
C7265-KD 1-⅝" Long, SCHLAGE C Keyway, KEYED DIFFERENT		
C7265-KA 1-⅝" Long, SCHLAGE C Keyway, KEYED ALIKE		
C7285-KD 1-¾" Long, SCHLAGE C Keyway, KEYED DIFFERENT		
C7285-KA 1-¾" Long, SCHLAGE C Keyway, KEYED ALIKE		
C7305-KD 1-⅞" Long, SCHLAGE C Keyway, KEYED DIFFERENT		
C7305-KA 1-⅞" Long, SCHLAGE C Keyway, KEYED ALIKE		
C7325-KD 2" Long, SCHLAGE C Keyway, KEYED DIFFERENT		
C7325-KA 2" Long, SCHLAGE C Keyway, KEYED ALIKE		



# Stock Thumb Turn Mortise Cylinders

	<b>US3, US4, US26, US26D US32D, US5, US10B</b>	<b>OTHER FINISHES</b>
C7161 1" Long	\$43.45	Price on Application
C7181 1-¾" Long		



## Stock Rim Cylinders

	<b>US3, US4, US26, US26D US32D, US5, US10B</b>	<b>OTHER FINISHES</b>
C7076 6-pin Cylinder	\$43.45	Price on Application




## Cylinder Collars

	<b>US3, US4, US26, US26D US32D, US5, US10B</b>	<b>OTHER FINISHES</b>
2002C.138	\$22.45	Price on Application
2002C.134		


**OTHER FINISHES PRICE ON APPLICATION**



**PIVOT +  
HARMON HINGES**



98	Light Duty Pivot Hinges
99-100	Offset Pivot Hinges
101	Intermediate Pivots
101	Concealed Harmon Hinges
102	Harmon Hinges
102	Harmon Hinges- Stainless Steel





# Light Duty Pivot Hinges

HOW TO SPECIFY:

**PARTNUMBER.FINISH**

EXAMPLE:

**AP348.US4**

Light Duty Pivots for Doors up to 1-3/4" Thick (4 Members)

**AP34.US15**

Stud Only

**AP348S.US15**

Light Duty Pivots with Stud for Doors up to 1-3/4" Door

		<b>FINISH GROUP 1T</b> US4, US4NL, US26D	<b>FINISH GROUP 2T</b> US3, US3NL, US26, US10B, US14, US15, US19	<b>SPECIAL ARCHITECTURAL FINISHES</b> BN, BB, TN, TB, DURO, ESN, US15A, US5, US19LL
AP348	4-3/8" x 1-7/8" x 3/8" Pivot Set (4 Members)	\$128.80	\$139.80	\$150.80
AP34	3/4" Stud	\$23.50	\$29.00	\$34.50
AP348S Set	AP438 Top Jamb, Top Door, Bottom Door and AP34 Stud	\$122.40	\$133.70	\$144.75



**RMS Rapid Make + Ship Program:**

Ship in 3 days | Specify RMS.AP348 or RMS.AP34 | US3NL + US15 Finishes

Add 20% to unit cost | Shipping + Handling are additional | Limit 10 Per Order

## AP348 Set

## AP34





# Offset Pivot Hinges

HOW TO SPECIFY:

**MEMBERS. MATERIAL THICKNESS. FINISH. HAND. DOOR THICKNESS.**

EXAMPLE:

**T1, D1, D1, F4.**  $\frac{3}{8}$ " **US10B. LH. 134**

**T5, D1, D1, B3.**  $\frac{1}{2}$ " **BN. RH. 134**

**Common pivot sets.**

**Pricing is for one set = 4 members (hangs one door).**

$\frac{1}{4}$ " –  $\frac{3}{4}$ " offset for  $\frac{3}{8}$ " member thickness.

$\frac{3}{8}$ " –  $\frac{3}{4}$ " offset for  $\frac{1}{2}$ " member thickness.

**Custom offsets available, price on application.**

			FINISH GROUP 1T US4, US4NL, US26D		FINISH GROUP 2T US3, US3NL, US26, US10B, US14, US15, US19		SPECIAL ARCHITECTURAL FINISHES BN, BB, TN, TB, DURO, ESN, US15A, US5, US19LL	
Top Pair	Bottom Pair	Examples	$\frac{3}{8}$ " Thick	$\frac{1}{2}$ " Thick	$\frac{3}{8}$ " Thick	$\frac{1}{2}$ " Thick	$\frac{3}{8}$ " Thick	$\frac{1}{2}$ " Thick
T1, D1	D1, B1	T1, D1, D1, B1	\$241.65	\$254.75	\$254.75	\$267.65	\$267.65	\$280.65
T1, D2	D2, B1	T1, D1, D2, B1						
T1, D3	D3, B1	T1, D1, D3, B1						
T1, D4	D4, B1	T1, D1, D4, B1						
		T1, D2, D1, B1						
		Note: Ok to substitute B1 with F1, F2, F3 or F4						
T2, D1	D1, F1	T2, D1, D1, F1						
T2, D2	D2, F2	T2, D1, D2, F2						
T2, D3	D3, F3	T2, D1, D3, F3						
T2, D4	D4, F4	T2, D1, D4, F4						
T3, D1	D1, B4	T3, D1, D1, B4						
T3, D2	D2, B4	T3, D1, D2, B4						
T3, D3	D3, B4	T3, D1, D3, B4						
T3, D4	D4, B4	T3, D1, D4, B4						
		Note: Ok to substitute B4 with F1, F2, F3 or F4						
T4, D1	D1, B2	T4, D1, D1, B2						
T4, D2	D2, B2	T4, D1, D2, B2						
T4, D3	D3, B2	T4, D1, D3, B2						
T4, D4	D4, B2	T4, D1, D4, B2						
		Note: Ok to substitute B2 with F1, F2, F3 or F4						
T5, D1	D1, B3	T5, D1, D1, B3						
T5, D2	D2, B3	T5, D1, D2, B3						
T5, D3	D3, B3	T5, D1, D3, B3						
T5, D4	D4, B3	T5, D1, D4, B3						
		Note: Ok to substitute B3 with F1, F2, F3 or F4						

**SPECIAL 10% DISCOUNT FOR ORDERS OF 10 OR MORE**

**ALL PIVOTS CAN BE ORDERED IN STAINLESS STEEL MATERIAL.** For US32 Polished Stainless, add \$300 to Finish Group 2T (per door). For US32D Stainless Steel, add \$240 to Finish Group 2T (per door).



# Offset Pivot Hinges - Common Configurations

**T4, D3, D3, B2**

---



**T1, D2, D2, B4**

---



**T5, D4, D4, B3**

---



**T1, D1, D1, B1**

---





## Intermediate Pivots

HOW TO SPECIFY:

**MEMBERS. MATERIAL THICKNESS. HAND. FINISH. DOOR THICKNESS.**

EXAMPLE:

**iT4, iD4. 1/2". LH. US10B. 134**

**iT4, iD3. 3/8". RH. BN. 134**

Recommended for doors 8' 6" and over.

1/4" – 3/4" offset for 3/8" member thickness.

3/8" – 3/4" offset for 1/2" member thickness.

Custom offsets available, price on application.

	FINISH GROUP 1T US4, US4NL, US26D		FINISH GROUP 2T US3, US3NL, US26, US10B, US14, US15, US19		SPECIAL ARCHITECTURAL FINISHES BN, BB, TN, TB, DURO, ESN, US15A, US5, US19LL	
	3/8" Thick	1/2" Thick	3/8" Thick	1/2" Thick	3/8" Thick	1/2" Thick
iT4, iD3 Intermediate Pivot Set	\$145.05	\$158.05	\$158.05	\$171.05	\$171.05	\$184.05
iT4, iD4 Intermediate Pivot Set						
iT5, iD3 Intermediate Pivot Set						
iT5, iD4 Intermediate Pivot Set						

**SPECIAL 10% DISCOUNT FOR ORDERS OF 10 OR MORE**

**ALL PIVOTS CAN BE ORDERED IN STAINLESS STEEL MATERIAL.** For US32 Polished Stainless, add \$300 to Finish Group 2T (per door). For US32D Stainless Steel, add \$240 to Finish Group 2T (per door).



## Concealed Harmon Hinges

Other door thicknesses, price on application.

		FINISH GROUP 1T US4, US4NL, US26D	FINISH GROUP 2T US3, US3NL, US26, US10B, US14, US15, US19	SPECIAL ARCHITECTURAL FINISHES BN, BB, TN, TB, DURO, ESN, US15A, US5, US19LL
CHARMON 138	1-3/8" Thick Doors, CONCEALED	\$486.45	\$522.15	\$557.85
CHARMON 134	1-3/4" Thick Doors, CONCEALED			
CHARMON 200	2" Thick Doors, CONCEALED			
CHARMON 214	2-1/4" Thick Doors, CONCEALED			



# Harmon Hinges

Other door thicknesses, price on application.

		<b>FINISH GROUP 1T</b> US4, US4NL, US26D	<b>FINISH GROUP 2T</b> US3, US3NL, US26, US10B, US14, US15, US19	<b>SPECIAL ARCHITECTURAL FINISHES</b> BN, BB, TN, TB, DURO, ESN, US15A, US5, US19LL
HARMON 138	1-3/8" Thick Doors	\$303.25	\$338.95	\$374.75
HARMON 134	1-3/4" Thick Doors			
HARMON 200	2" Thick Doors			
HARMON 214	2-1/4" Thick Doors			

**RMS Rapid Make + Ship Program:**  
 Ship in 3 days | Specify RMS.HARMON134 | US3NL + US15 Finishes  
 Add 20% to unit cost | Shipping + Handling are additional | Limit 12 Per Order




# Harmon Hinges - Stainless Steel

Other door thicknesses, price on application.


		<b>STAINLESS STEEL</b>
HARMON 138	1-3/8" Thick Doors	\$859.60
HARMON 134	1-3/4" Thick Doors	
HARMON 200	2" Thick Doors	
HARMON 214	2-1/4" Thick Doors	



**STRIKES**



103	Special Strikes
103	Drywall Strikes
103	Wraps, Cover Plates + Custom Plates
104	Double Lipped Strikes   Center Hung Doors
104	Double Lipped Strikes   Offset Hung Doors
105	Double Lipped Strikes   HD Emergency Stop   Center Hung Doors
105	Double Lipped Strikes   HD Emergency Stop   Offset Hung Doors
106	Double Lipped Strikes   Keyed HD Emergency Stop   Center Hung Doors
106	Double Lipped Strikes   Keyed HD Emergency Stop   Offset Hung Doors





## Special Strikes

Various types of strikes may be combined to arrive at unit prices. 48-hour shipping available in most cases.

	<b>FINISH GROUP 1</b> US4, US4NL, US32D, US26D	<b>FINISH GROUP 2</b> US3, US3NL, US26, US32, US9, US10, US10B, US14, US15, US19	<b>SPECIAL ARCHITECTURAL FINISHES</b> BN, BB, TN, TB, DURO, ESN, US15A, US5, US19LL
1 - 4 (minimum charge)	\$150.00		
5 - 12	\$30.00	\$31.75	\$44.85
13 - 49	\$22.85	\$23.95	\$37.05
50 - 99	\$21.75	\$22.85	\$35.95
100 - 199	\$20.65	\$21.75	\$34.85
200 - 499	\$19.65	\$20.75	\$33.75
500 or more	Price on Application		

**PRICES WILL APPLY IN MOST CASES. FOR DEFINITE QUOTES, PLEASE SEND DESCRIPTION, DRAWING OR SAMPLE.**



## Drywall Strikes

	<b>FINISH GROUP 1</b> US4, US4NL, US32D, US26D	<b>FINISH GROUP 2</b> US3, US3NL, US26, US32, US9, US10, US10B, US14, US15, US19	<b>SPECIAL ARCHITECTURAL FINISHES</b> BN, BB, TN, TB, DURO, ESN, US15A, US5, US19LL
Drywall Strikes (DWSTK)	\$174.45	\$186.55	\$198.65
Drywall Strikes, Dust Proof Style (DWSTK-DP)	\$272.05	\$284.15	\$308.45



## Wraps, Cover Plates + Custom Plates

Various types of strikes may be combined to arrive at unit prices. 48-hour shipping available in most cases.

	<b>FINISH GROUP 1</b> US4, US4NL, US32D, US26D	<b>FINISH GROUP 2</b> US3, US3NL, US26, US32, US9, US10, US10B, US14, US15, US19	<b>SPECIAL ARCHITECTURAL FINISHES</b> BN, BB, TN, TB, DURO, ESN, US15A, US5, US19LL
Wraps, Cover Plates and Custom Plates	Price on Application		

**PRICES WILL APPLY IN MOST CASES. FOR DEFINITE QUOTES, PLEASE SEND DESCRIPTION, DRAWING OR SAMPLE.**



## Double Lipped Strikes | Center Hung Doors

		<b>FINISH GROUP 1</b> US4, US4NL, US32D, US26D	<b>FINISH GROUP 2</b> US3, US3NL, US26, US32, US9, US10, US10B, US14, US15, US19	<b>SPECIAL ARCHITECTURAL FINISHES</b> BN, BB, TN, TB, DURO, ESN, US15A, US5, US19LL
ADL-C-1	4- <sup>3</sup> / <sub>4</sub> " Jamb Width, for CENTER HUNG Doors	\$44.95	\$47.15	\$60.25
ADL-C-2	5- <sup>5</sup> / <sub>8</sub> " Jamb Width, for CENTER HUNG Doors			
ADL-C-3	5- <sup>3</sup> / <sub>4</sub> " Jamb Width, for CENTER HUNG Doors			
ADL-C-4	5- <sup>7</sup> / <sub>8</sub> " Jamb Width, for CENTER HUNG Doors			
ADL-C-5	6- <sup>1</sup> / <sub>4</sub> " Jamb Width, for CENTER HUNG Doors			
ADL-C-6	6- <sup>3</sup> / <sub>4</sub> " Jamb Width, for CENTER HUNG Doors			
ADL-C-7	7- <sup>1</sup> / <sub>8</sub> " Jamb Width, for CENTER HUNG Doors	\$98.65	\$100.85	\$113.95
ADL-C-8	7- <sup>3</sup> / <sub>4</sub> " Jamb Width, for CENTER HUNG Doors			
ADL-C-9	8- <sup>1</sup> / <sub>4</sub> " Jamb Width, for CENTER HUNG Doors			
ADL-C-10	8- <sup>3</sup> / <sub>4</sub> " Jamb Width, for CENTER HUNG Doors			
ADL-C-CUSTOM	Please Specify	Price on Application		



## Double Lipped Strikes | Offset Hung Doors

		<b>FINISH GROUP 1</b> US4, US4NL, US32D, US26D	<b>FINISH GROUP 2</b> US3, US3NL, US26, US32, US9, US10, US10B, US14, US15, US19	<b>SPECIAL ARCHITECTURAL FINISHES</b> BN, BB, TN, TB, DURO, ESN, US15A, US5, US19LL
ADL-O-1	4- <sup>3</sup> / <sub>4</sub> " Jamb Width, for OFFSET HUNG Doors	\$44.95	\$47.15	\$60.25
ADL-O-2	5- <sup>5</sup> / <sub>8</sub> " Jamb Width, for OFFSET HUNG Doors			
ADL-O-3	5- <sup>3</sup> / <sub>4</sub> " Jamb Width, for OFFSET HUNG Doors			
ADL-O-4	5- <sup>7</sup> / <sub>8</sub> " Jamb Width, for OFFSET HUNG Doors			
ADL-O-5	6- <sup>1</sup> / <sub>4</sub> " Jamb Width, for OFFSET HUNG Doors			
ADL-O-6	6- <sup>3</sup> / <sub>4</sub> " Jamb Width, for OFFSET HUNG Doors			
ADL-O-7	7- <sup>1</sup> / <sub>8</sub> " Jamb Width, for OFFSET HUNG Doors	\$98.65	\$100.85	\$113.95
ADL-O-8	7- <sup>3</sup> / <sub>4</sub> " Jamb Width, for OFFSET HUNG Doors			
ADL-O-9	8- <sup>1</sup> / <sub>4</sub> " Jamb Width, for OFFSET HUNG Doors			
ADL-O-10	8- <sup>3</sup> / <sub>4</sub> " Jamb Width, for OFFSET HUNG Doors			
ADL-O-CUSTOM	Please Specify	Price on Application		



## HD Double Lipped Strikes with Emergency Stop | Center Hung Doors

		<b>FINISH GROUP 1</b> US4, US4NL, US32D, US26D	<b>FINISH GROUP 2</b> US3, US3NL, US26,US32,US9, US10, US10B, US14,US15, US19	<b>SPECIAL ARCHITECTURAL FINISHES</b> BN, BB, TN, TB, DURO, ESN, US15A, US5, US19LL
ADL-CE-1	4- <sup>3</sup> / <sub>4</sub> " Jamb Width, for CENTER HUNG Doors	\$222.35	\$233.25	\$246.35
ADL-CE-2	5- <sup>5</sup> / <sub>8</sub> " Jamb Width, for CENTER HUNG Doors			
ADL-CE-3	5- <sup>3</sup> / <sub>4</sub> " Jamb Width, for CENTER HUNG Doors			
ADL-CE-4	5- <sup>7</sup> / <sub>8</sub> " Jamb Width, for CENTER HUNG Doors			
ADL-CE-5	6- <sup>1</sup> / <sub>4</sub> " Jamb Width, for CENTER HUNG Doors			
ADL-CE-6	6- <sup>3</sup> / <sub>4</sub> " Jamb Width, for CENTER HUNG Doors			
ADL-CE-7	7- <sup>1</sup> / <sub>8</sub> " Jamb Width, for CENTER HUNG Doors			
ADL-CE-8	7- <sup>3</sup> / <sub>4</sub> " Jamb Width, for CENTER HUNG Doors			
ADL-CE-9	8- <sup>1</sup> / <sub>4</sub> " Jamb Width, for CENTER HUNG Doors			
ADL-CE-10	8- <sup>3</sup> / <sub>4</sub> " Jamb Width, for CENTER HUNG Doors			
ADL-CE-CUSTOM	Please Specify	Price on Application		

Add 10% for Previous (non-HD) Version



## HD Double Lipped Strikes with Emergency Stop | Offset Hung Doors

		<b>FINISH GROUP 1</b> US4, US4NL, US32D, US26D	<b>FINISH GROUP 2</b> US3, US3NL, US26,US32,US9, US10, US10B, US14,US15, US19	<b>SPECIAL ARCHITECTURAL FINISHES</b> BN, BB, TN, TB, DURO, ESN, US15A, US5, US19LL
ADL-OE-1	4- <sup>3</sup> / <sub>4</sub> " Jamb Width, for OFFSET HUNG Doors	\$222.35	\$233.25	\$246.35
ADL-OE-2	5- <sup>5</sup> / <sub>8</sub> " Jamb Width, for OFFSET HUNG Doors			
ADL-OE-3	5- <sup>3</sup> / <sub>4</sub> " Jamb Width, for OFFSET HUNG Doors			
ADL-OE-4	5- <sup>7</sup> / <sub>8</sub> " Jamb Width, for OFFSET HUNG Doors			
ADL-OE-5	6- <sup>1</sup> / <sub>4</sub> " Jamb Width, for OFFSET HUNG Doors			
ADL-OE-6	6- <sup>3</sup> / <sub>4</sub> " Jamb Width, for OFFSET HUNG Doors			
ADL-OE-7	7- <sup>1</sup> / <sub>8</sub> " Jamb Width, for OFFSET HUNG Doors			
ADL-OE-8	7- <sup>3</sup> / <sub>4</sub> " Jamb Width, for OFFSET HUNG Doors			
ADL-OE-9	8- <sup>1</sup> / <sub>4</sub> " Jamb Width, for OFFSET HUNG Doors			
ADL-OE-10	8- <sup>3</sup> / <sub>4</sub> " Jamb width, for OFFSET HUNG doors			
ADL-OE-CUSTOM	Please Specify	Price on Application		

Add 10% for Previous (non-HD) Version



# HD Double Lipped Strikes with Keyed Emergency Stop | Center Hung Doors

		<b>FINISH GROUP 1</b> US4, US4NL, US32D, US26D	<b>FINISH GROUP 2</b> US3, US3NL, US26,US32,US9, US10, US10B, US14,US15, US19	<b>SPECIAL ARCHITECTURAL FINISHES</b> BN, BB, TN, TB, DURO, ESN, US15A, US5, US19LL
ADL-CEK-1	4-3/4" Jamb Width, for CENTER HUNG Doors	\$256.15	\$267.15	\$280.25
ADL-CEK-2	5-5/8" Jamb Width, for CENTER HUNG Doors			
ADL-CEK-3	5-3/4" Jamb Width, for CENTER HUNG Doors			
ADL-CEK-4	5-7/8" Jamb Width, for CENTER HUNG Doors			
ADL-CEK-5	6-1/4" Jamb Width, for CENTER HUNG Doors			
ADL-CEK-6	6-3/4" Jamb Width, for CENTER HUNG Doors			
ADL-CEK-7	7-1/8" Jamb Width, for CENTER HUNG Doors			
ADL-CEK-8	7-3/4" Jamb Width, for CENTER HUNG Doors			
ADL-CEK-9	8-1/4" Jamb Width, for CENTER HUNG Doors			
ADL-CEK-10	8-3/4" Jamb Width, for CENTER HUNG Doors			
ADL-CEK-CUSTOM	Please Specify	Price on Application		

**Add 10% for Previous (non-HD) Version**




# HD Double Lipped Strikes with Keyed Emergency Stop | Offset Hung Doors

		<b>FINISH GROUP 1</b> US4, US4NL, US32D, US26D	<b>FINISH GROUP 2</b> US3, US3NL, US26,US32,US9, US10, US10B, US14,US15, US19	<b>SPECIAL ARCHITECTURAL FINISHES</b> BN, BB, TN, TB, DURO, ESN, US15A, US5, US19LL
ADL-OEK-1	4-3/4" Jamb Width, for OFFSET HUNG Doors	\$256.15	\$267.15	\$280.25
ADL-OEK-2	5-5/8" Jamb Width, for OFFSET HUNG Doors			
ADL-OEK-3	5-3/4" Jamb Width, for OFFSET HUNG Doors			
ADL-OEK-4	5-7/8" Jamb Width, for OFFSET HUNG Doors			
ADL-OEK-5	6-1/4" Jamb Width, for OFFSET HUNG Doors			
ADL-OEK-6	6-3/4" Jamb Width, for OFFSET HUNG Doors			
ADL-OEK-7	7-1/8" Jamb Width, for OFFSET HUNG Doors			
ADL-OEK-8	7-3/4" Jamb Width, for OFFSET HUNG Doors			
ADL-OEK-9	8-1/4" Jamb Width, for OFFSET HUNG Doors			
ADL-OEK-10	8-3/4" Jamb Width, for OFFSET HUNG Doors			
ADL-OEK-CUSTOM	Please Specify	Price on Application		


**Add 10% for Previous (non-HD) Version**



**INSTITUTIONAL  
HARDWARE**



107	Institutional Hardware
107	Institutional Accessories
108	Detention Grade Lockset   2-Point Trim
109	Detention Grade Motor Drive Lockset   2-Point Trim
109	Detention Grade Motor Drive Lockset   2-Point Trim   Special Options
110	9168 Double Cylinder Confinement Room Lockset





## Institutional Hardware

			<b>FINISH GROUP 1T</b> US4, US4NL, US26D	<b>FINISH GROUP 2T</b> US3, US3NL, US26, US10B, US14, US15, US19	<b>SPECIAL ARCHITECTURAL FINISHES</b> BN, BB, TN, TB, DURO, ESN, US15A, US5, US19LL
278	Lever Tumbler Deadlock (lock only)	1-11	\$1155.75	Price on Application	
		12 or more	\$945.05		
278 Strike	Strike for 278		\$105.15		
278 Dust Box	Dust Box for 278		\$46.45		
GR7826	Keyed Escutcheon Plate		\$252.35		
2R78	Deadlock (lock only)	1-11	\$796.65		
		12 or more	\$685.15		
2R78 Strike	Strike for 2R78		\$105.10		
2R78 Dust Box	Dust Box for 2R78		\$46.45		
R-278	Escutcheon Plate		\$105.15		
2L78	Dead Latch		Price on Application		
8978	Dead Latch				



## Institutional Accessories

S-55 x Blank	Solid Steel Keys	\$75.05
S-55 x Bitted	Solid Steel Keys	\$95.35
S-63 x Blank	Solid Steel Keys - Qty: 1-99	\$75.05
S-63 x Bitted	Solid Steel Keys - Qty: 1-99	\$93.35
S-63 x Blank	Solid Steel Keys - Qty: 100+	\$64.15
S-63 x Bitted	Solid Steel Keys - Qty: 100+	\$82.35



# Detention Grade Lockset | 2-Point Trim

**COMPLETE SET**

Supplied with 9100SEC High Security Mortise Locks, 2-Point Levers and Escutcheons.  
2-3/4" backset, for 1-3/4" doors, less cylinders.  
US26D/US32D finish standard, other architectural finishes are available, call for assistance.

HOW TO SPECIFY:

**FUNCTION SEC. BACKSET. ESCUTCHEON[R, H, E OR S]/HANDLE[A, B OR SK].26D/32D. HAND. DOORTHICKNESS**

EXAMPLE:

**9145SEC. 234.R/B. 26D/32D. RH.134**

		US26D/US32D FINISH STANDARD
9122SEC	Store Door Lock	\$1,200.00
9124SEC	Dormitory Lock	
9125SEC	Passage Latch	
9142SEC	Entrance or Public Restroom Lock	
9143SEC	Institutional Privacy Lock and Thumb Turn	
9143E-SEC	Institutional Privacy Lock, ER x Thumb Turn	
9143i-SEC	Institutional Privacy Lock, Thumb Turn and Indicator	
9144SEC	Institutional Privacy Lock and Thumb Turn	
9144E-SEC	Institutional Privacy Lock, ER x Thumb Turn	
9144i-SEC	Institutional Privacy Lock, Thumb Turn and Indicator	
9145SEC	Classroom Lock	
9145S-SEC	Classroom Security Lock	
9146SEC	Classroom Double Locking	
9148SEC	Entrance Lock with Thumb Turn	
9153SEC	Office Lock with Thumb Turn	
9156SEC	Office Lock	
9158SEC	Asylum Lock	
9159SEC	Storeroom Lock	
9160SEC	Asylum Lock with Deadbolt	



# Detention Grade Motor Drive Lockset 2-Point Trim

## COMPLETE SET

Supplied with 9100SEC High Security Mortise Locks, 2-Point Levers and Escutcheons.

2-3/4" backset, for 1-3/4" doors, less cylinders.

US26D/US32D finish standard, other architectural finishes are available, call for assistance.

Universal output voltage (accepts between 11V – 30V).

Furnished as FAIL SECURE. Can easily be adapted for design variations.

### HOW TO SPECIFY:

**FUNCTION SEC-MONITOR.BACKSET. ESCUTCHEON[R, H, OR S]/HANDLE[A, B OR SK].  
26D/32D. HAND. DOORTHICKNESS**

### EXAMPLE:

**M9158E-SEC-AE. 234.R/B. 26D/32D. RH.134**

		US26D/US32D FINISH STANDARD
M9158E-SEC	Electrified Lock	\$1,650.00
M9156E-SEC	Electrified Lock	

Monitoring Functions		Add-On Cost Per Monitor   Per Unit
AE	REX (Authorized Egress)	\$197.35
AM	Dead Latch Monitoring	
LM	Latch Bolt Monitoring	
LB	Locking Bar Monitoring	
SM	Security Monitoring	
DPS	Door Position Monitoring	\$252.25
LPF	Lock Out Privacy Monitoring	
SM2	Security Monitoring (not available on 2-1/2" backset locks)	



# Detention Grade Motor Drive Lockset 2-Point Trim | SPECIAL OPTIONS

	ADD
Molex Connector for M915XE Motor Drive Electric Locks (Specify MOLEX_ASSA or MOLEX_ALLEGION. For other hinge brands or monitors not included in these connectors please call for assistance)	\$56.55
Long Lead Wires for M915XE Motor Drive Electric Locks	\$12.45 per foot



# 9168 Double Cylinder Confinement Room Lockset

**COMPLETE SET**

**HOW TO SPECIFY:**

**9168SEC. 234. TRIM. FINISH. HAND. 134**

**EXAMPLE:**

**9168SEC. 234. CP-2C. US26D. RHR. 134**

**2 3/4" backset standard (other backsets price on application).**

**For 1 3/4" thick doors (other door thicknesses, price on application).**

**Trim options:**

**CP-2C Escutcheon with double cylinder holes and Crescent Pull outside, push plate inside.**

**CP-2C-CS Escutcheon with double cylinder holes and Crescent Pull outside, push plate with concealed screws inside.**

**FP-2C Escutcheon with double cylinder holes and U7001AL flush pull outside, push plate inside.**

**FP-2C-CS Escutcheon with double cylinder holes and U7001AL flush pull outside, push plate with concealed screws inside.**

		<b>US26D/US32D FINISH STANDARD</b>
9168SEC.234.CP-2C	Double Cylinder Confinement Room Lockset supplied with CP-2C trim	Price on Application
9168SEC.234.CP-2C-CS	Double Cylinder Confinement Room Lockset supplied with CP-2C-CS trim	
9168SEC.234.FP-2C	Double Cylinder Confinement Room Lockset supplied with FP-2C trim	
9168SEC.234.FP-2C-CS	Double Cylinder Confinement Room Lockset supplied with FP-2C-CS trim	




**OPEN**




**CLOSED**



**SUPPORT**





















111-112	Finishes
113	Cerakote
114	Sterilcoat
115	Recommended Cylinder Lengths
116	Cylinders   Cam Chart
117	Cylinders   Clover Leaf Cam Equivalency Chart
118	Swinging Door Handing Chart
118	Sliding Door Handing Chart
118	Barn Door Handing Chart
119-120	Terms & Conditions of Sale
121	Product Maintenance





# Finishes

Finish options depend on the base material of specific products; therefore, some finish groups are listed as 1T or 2T to indicate that the products marked as such are typically machined from brass. Certain finishes may be available as a special order, please call for assistance.

<p><b>GROUP 1</b></p>	<div style="display: flex; justify-content: space-around; align-items: center;"> <div style="text-align: center;">   <b>US26D Satin Chrome</b> </div> <div style="text-align: center;">   <b>US32D Satin Stainless Steel</b> </div> <div style="text-align: center;">   <b>US4 Satin Brass</b> </div> <div style="text-align: center;">   <b>US4NL Satin Brass + No Lacquer</b> </div> </div>
<p><b>GROUP 1T</b></p>	<div style="display: flex; justify-content: space-around; align-items: center;"> <div style="text-align: center;">   <b>US26D Satin Chrome</b> </div> <div style="text-align: center;">   <b>US4 Satin Brass</b> </div> <div style="text-align: center;">   <b>US4NL Satin Brass + No Lacquer</b> </div> </div>
<p><b>GROUP 2</b></p>	<div style="display: grid; grid-template-columns: repeat(5, 1fr); gap: 10px;"> <div style="text-align: center;">   <b>US3 Polished Brass</b> </div> <div style="text-align: center;">   <b>US3NL Polished Brass + No Lacquer</b> </div> <div style="text-align: center;">   <b>US9 Polished Bronze</b> </div> <div style="text-align: center;">   <b>US10 Satin Bronze</b> </div> <div style="text-align: center;">   <b>US10B Oil Rubbed Bronze</b> </div> <div style="text-align: center;">   <b>US14 Polished Nickel</b> </div> <div style="text-align: center;">   <b>US15 Satin Nickel</b> </div> <div style="text-align: center;">   <b>US19 Oxidized Black + Lacquer</b> </div> <div style="text-align: center;">   <b>US26 Polished Chrome</b> </div> <div style="text-align: center;">   <b>US32 Bright Stainless Steel</b> </div> </div>
<p><b>GROUP 2T</b></p>	<div style="display: grid; grid-template-columns: repeat(5, 1fr); gap: 10px;"> <div style="text-align: center;">   <b>US3 Polished Brass</b> </div> <div style="text-align: center;">   <b>US3NL Polished Brass + No Lacquer</b> </div> <div style="text-align: center;">   <b>US10B Oil Rubbed Bronze</b> </div> <div style="text-align: center;">   <b>US14 Polished Nickel</b> </div> <div style="text-align: center;">   <b>US15 Satin Nickel</b> </div> <div style="text-align: center;">   <b>US19 Oxidized Black + Lacquer</b> </div> <div style="text-align: center;">   <b>US26 Polished Chrome</b> </div> </div>
<p><b>SPECIAL ARCHITECTURAL FINISHES</b></p>	<div style="display: grid; grid-template-columns: repeat(5, 1fr); gap: 10px;"> <div style="text-align: center;">   <b>BB Burnished Brass</b> </div> <div style="text-align: center;">   <b>BN Burnished Nickel</b> </div> <div style="text-align: center;">   <b>DURO Duronotic</b> </div> <div style="text-align: center;">   <b>ESN Electroless Nickel</b> </div> <div style="text-align: center;">   <b>TB Tarnished Brass</b> </div> <div style="text-align: center;">   <b>TN Tarnished Nickel</b> </div> <div style="text-align: center;">   <b>US5 Satin Brass + Black</b> </div> <div style="text-align: center;">   <b>US15A Antique Nickel</b> </div> <div style="text-align: center;">   <b>US19LL US19 Less Lines + Lacquer</b> </div> </div>



## Finish Sample **Box**

We are pleased to offer this complimentary finish sample box that features all standard options. (Additional boxes available upon request, \$18 net).

## Finish Sample **Ring**

Our finish sample ring is available to order for \$68.50 net. They are laser etched and ship in velvet pouches.



FINISH SAMPLE TYPE	
Accurate Finish Sample - Box	First Box Complimentary, Additional \$18.00
Accurate Finish Sample - Ring	\$68.50



# NOW AVAILABLE WITH CERAKOTE

**ADD \$30 PER PIECE**

Example:

**18L Lever \$30 | 1R Rose \$30**

HOW TO SPECIFY:

**9125.234.18L/1R.US10B.CM.RH.134**

**Passage Mortise Set | 18L Lever | 1R Rose | Cerakote Matte**



WHAT IS IT?

The world's strongest thin-film ceramic finish, commonly used on firearms. Available in clear or matte clear coating, **Cerakote allows custom hardware finishes to maintain their natural beauty for years to come.**

BENEFITS

- + Better overall wearability than powder coating, lacquer or oil
- + Impact and scratch resistant - no chipping, peeling or denting
- + Corrosion resistant - harder finish clear coating
- + Chemical resistant - can be cleaned with a variety of solutions with no risk of harming the finish

IDEAL APPLICATIONS

- Exterior Entry Doors +
- Frequently Used Commercial Doors +
- Historic Reproductions +
- Waterfront Residences/Buildings +

APPLICABLE FINISHES

FINISH GROUP 1

US4 Satin Brass

FINISH GROUP 2

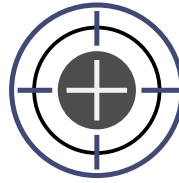
- US3 Polished Brass
- US9 Polished Bronze
- US10 Satin Bronze
- US10B Oil Rubbed Bronze
- US15 Satin Nickel
- US19 Oxidized Black + Lacquer

SPECIAL ARCHITECTURAL FINISHES

- BB Burnished Brass
- TB Tarnished Brass
- US5 Satin Brass + Black
- BN Burnished Nickel
- TN Tarnished Nickel
- US15A Antique Nickel
- DURO Durotonic



NOW AVAILABLE WITH



sterilcoat **AM**<sup>TM</sup>

ANTIMICROBIAL POWDER COATINGS

HOW TO SPECIFY:

**ADA SET**

**2001ADAP-3.212.US15.AM.134**

Entry Sliding Door | Sterilcoat AM

**LIGATURE RESISTANT**

**CH 9145SEC.234.L.PC.US26D.AM.RH.134**

High Security Crescent Mortise Set | Large Plate | Sterilcoat AM

**ADD \$215 PER SET**

DESCRIPTION

Sterilcoat AM is a range of antimicrobial powder coatings showing a high reducing activity against a broad spectrum of micro-organisms, including bacteria, yeasts and molds, and antibiotic-resistant bacteria ("superbugs" e.g. MRSA).

ANTIMICROBIAL PROPERTIES

Sterilcoat AM shows a long-lasting action, thanks to a controlled release of the active component.



The antimicrobial activity is remained up to a temperature of 300°C and a pH range between 1 and 13.

*This is far beyond the exposure limits of standard powder coating.*

Reduction of bacterial population after 24hr contact with Sterilcoat AM coated product:

**99.7%** Listeria Monocytogenes

**>99.9%** Escgericia Coli 0157

**99.5%** Staphylococcus Aureus

**>99.9%** Salmonella Enteritidis

Sterilcoat AM has long-term functionality and multiple antimicrobial mechanisms which inhibit membrane transport process, prevents cell multiplication and interrupts cell metabolism.

ADDITIONAL BENEFITS



The antimicrobial principle in Sterilcoat AM doesn't show skin irritation, is non-sensitizing and non-mutagenic. The antibacterial ingredient in Sterilcoat AM complies with the requirements for food contact (EPA, FDA, NSF, EFSA).






## Recommended Cylinder Lengths

	1-3/8" Thick Door	1-3/4" Thick Door	2-1/4" Thick Door
<b>For Flush Trim Sets (2002 Pocket Door Sets, SL9100PDL)</b>			
Cylinder One Side Only	3/4"	1"	1-1/8"
Cylinder x Cylinder	Application Not Recommended	3/4"	1"
<b>For ADA Sets (2001ADAP, 9100ADAL, SL9100ADA)</b>			
Cylinder One Side Only	1"	1-1/8"	1-1/4"
Cylinder x Cylinder	1"	1"	1-1/8"

For cylinder pricing, see page 96.



# Cylinders | Cam Chart

<p><b>CAMS</b></p> <p>All Accurate locks use standard mortise cylinders with either a clover leaf cam (supplied by Accurate) or a standard straight cam (supplied by others).</p>	 <p><b>CLOVER LEAF CAM</b></p>	 <p><b>STANDARD STRAIGHT CAM</b></p>	 <p><b>17 CAM</b></p>
9000/9100, 9000SEC/9100SEC, SL9000/SL9100 Series All Functions with a Deadbolt (9101, 9102, 9103, 9122, 9124, 9134, 9139, 9167)	•		
9000/9100, 9000SEC/9100SEC Series All functions without a Deadbolt (9142, 9145, 9156, 9159)	•	•	
9000BDL/9100BDL, 9000ADAL/9100ADAL Series	•		
SM9059E, SL-M9059E/SL-M915XE, SL-SM9059E/SL-SM9159E Series	•	•	
8700/8800, SL8700/SL8800 Series All Functions with a Deadbolt (8801, 8802, 8803, 8822, 8824, 8839, 8848)	•		
8700/8800, SL8700/SL8800 Series All Functions without a Deadbolt (8842, 8845, 8856, 8859)	•	•	
8500/8600 Series		•	
1500, 1600, 1700, M1700E, SL1700SDL, G17 Series			•
2001/2002 Series	•		
7800 Series		•	
9500 Series Deadlocks	•		
7200 Series Deadlocks	•		
336, 338, 322, 324 Series		•	
8978		•	



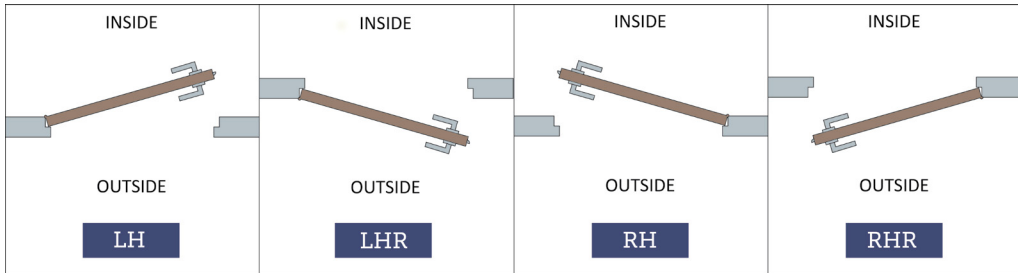
# Cylinders | Clover Leaf Cam Equivalency Chart

CYLINDER MANUFACTURER	CLOVER LEAF EQUIVALENT
Arrow Interchangeable Core	002
Baldwin	8300-509-EMHT
Best Access Systems	C258
Corbin Conventional	A01
Falcon Conventional	A20069-000-00
Falcon I/C	A12667-011-00
Kaba Ilco	19
Lori Lock	03
Marks	2102-C
Medeco	CT-Z00
Sargent Conventional	13-0921
Schlage Conventional	B520-233
Schlage I/C	B520-253
Schlage Primus	B520-309

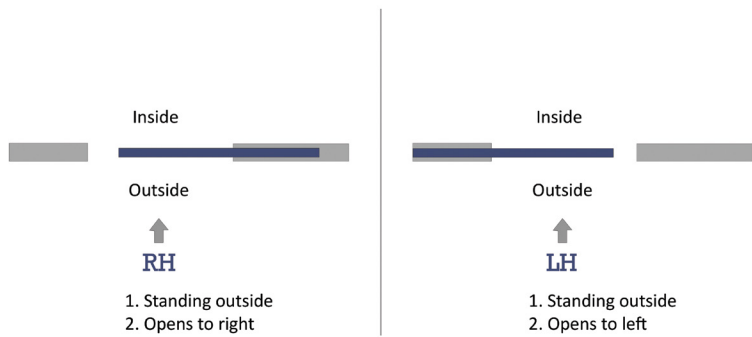
**PLEASE CALL FOR ASSISTANCE FOR CYLINDERS NOT LISTED.**



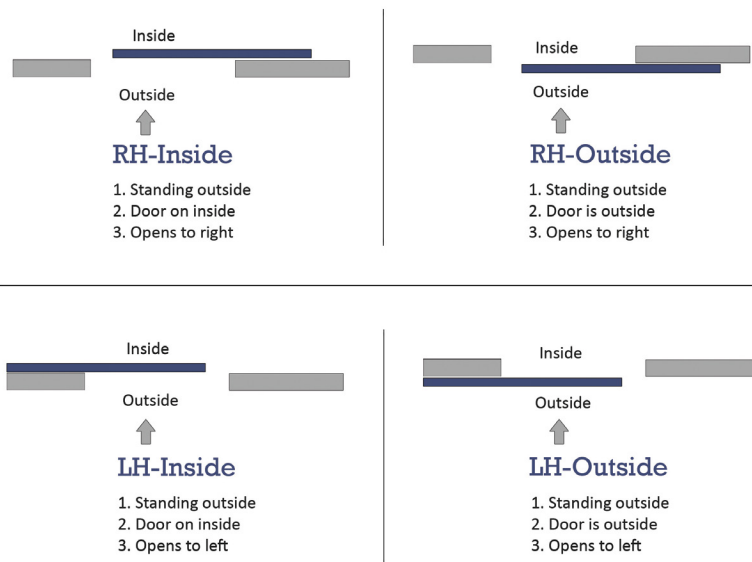
# Swinging Door Handing Chart



# Sliding Door Handing Chart



# Barn Door Handing Chart





# Terms & Conditions Of Sale

## ACCEPTANCE

Accurate Lock and Hardware Co., LLC reserves the right to decline an order, in whole or in part, when the type or quantity of goods or credit worthiness of the Purchaser is not satisfactory to us in our sole and absolute discretion. Purchase Orders, Quote Requests, Acknowledgements or the like issued by the Purchaser that have contrary standard terms and conditions are not binding on Accurate Lock and Hardware Co., LLC. Orders will be confirmed upon receipt of all necessary information and will be processed as shown on the order confirmation unless any changes or revisions are acknowledged prior to start of production. At the request of the customer or for clarification purposes, Accurate Lock and Hardware Co. may produce drawings for approval. Accurate Lock retains all rights, including the exclusive right of use. Possession of such drawings by the customer does not convey to the customer any rights.

## PRICES

All prices are subject to change without notice and are not guaranteed. All shipments will be made at prices in effect at the time of shipment. We reserve the right to correct clerical, stenographic and other obvious errors at any time. If Accurate Lock and Hardware Co., LLC elects to offer a quote, such quote will be valid until the expiration date on that quote or as agreed with one of Accurate Lock and Hardware Co., LLC's authorized representatives. A quote number must be provided at the time of ordering. A quote may be null and void if the Purchase Order does not include ALL product lines listed on the quote or if the quantities for any item covered by the quote deviate by 10% or more. Any new order requesting special pricing to match an existing quote number must be approved by Accurate Lock and Hardware Co., LLC's authorized representatives. All publicly advertised prices for Accurate products must be a minimum of 2 1/2 times the most current Accurate net price.

## SAMPLES

Our products are manufactured to order; as such, there may be cost and availability restrictions. Please contact our Sales Department to discuss your particular application.

## TERMS

For all approved open account customers, terms are NET 30 from date of invoice. All invoices are past due thereafter. Past due accounts will be placed on a "HOLD" status until the account is brought current. Accurate Lock and Hardware Co., LLC reserves the right to ship on a C.O.D. or PREPAID basis where deemed necessary. Additionally, the Customer shall be responsible for all collection costs, court costs and reasonable attorney's fees (where allowed by law) in connection with the recovery of any delinquent amount.

**All payments must be remitted via check to:  
Accurate Lock and Hardware Co., LLC  
1 Annie Place  
Stamford, Connecticut 06902, USA**

Other payment methods include Electronic Fund Transfer and Credit Card. Please note that Accurate only quotes and publishes NET prices that reflect a discount for cash and cash equivalent transactions. You will see a gross price adjustment on credit card transactions reflecting a gross price which is 3 1/2 % higher for credit card transactions which do not qualify for the NET price discount.

## FREIGHT

All orders are shipped FOB Stamford, Connecticut using Accurate Lock and Hardware Co., LLC's carrier of choice following customer's requirements (ground, next day air, second day air, 3-day). All shipments are sent PREPAID and added to the invoice. If a customer provides their own freight account number for the freight charges, Accurate Lock and Hardware Co., LLC will apply a handling fee per box. This handling fee varies based on service selected, please contact us for details.

## DELIVERY

Scheduled shipping dates are based on estimated manufacturing lead times providing that all required information has been provided by the customer and the customer account remains in good standing. We reserve the right to withhold shipment of orders on past due accounts. Accurate will use reasonable efforts to ship products by the estimated ship date but makes no guarantees as to delivery dates. Under no circumstances shall Accurate be liable or accountable for consequential damages due to failure of delivery.

## CLAIMS

In the event of Company or Customer error, claims for shortages, pricing errors and/or incorrectly filled orders must be submitted within thirty (30) days from receipt of material.

## INVOICE DEDUCTION

No invoice deductions are accepted. Please contact Accurate Lock and Hardware Co., LLC immediately if you feel there has been a pricing error and/or an order has been incorrectly filled upon receipt of an order confirmation.

### **CHANGES/CANCELLATION OF ORDERS**

Our products are custom manufactured to order; therefore, all purchase orders are non-cancelable upon commencing of work and all shipped goods are non-returnable. When changes are required while order is still in production, Accurate Lock may charge costs for material and labor expenses that have been incurred prior to notification from Customer and acknowledgement by an Accurate Lock and Hardware Co, LLC representative. If products have already been manufactured and/or are located in the shipping room, a 45% restocking fee will apply.

### **RETURNS**

It is the policy of Accurate Lock and Hardware Co., LLC to not accept returns of any materials.

Return of product due to customer order error or accommodation must be pre-arranged with Accurate Lock and Hardware Co., LLC and approved in writing by Sales Management.

All products returned must meet the following criteria to be considered a return eligible for credit:

- Shipped and invoiced within the previous one hundred twenty (120) days.
- A MINIMUM restocking fee of 45% will be charged.

Upon receipt and verification by Accurate Lock and Hardware Co., LLC that the returned merchandise is satisfactory, a credit will be issued for the billed product amount less the MINIMUM 45% restocking fee. No credit on freight.

Return of product that appears defective must be discussed with an Accurate Lock and Hardware Co., LLC Sales Representative who will give the appropriate instructions based on the particular case.

### **WARRANTY**

Accurate Lock and Hardware Co., LLC warranties its products for a period of one year. This warranty covers the product in full, for repair or replacement; any and all costs incurred other than the locks or hardware **are excluded**.

If a problem occurs after the expiration of the warranty period, Accurate will, in most cases, remedy the problem on the basis of good will.

### **PRODUCT MODIFICATIONS**

Accurate Lock and Hardware Co., LLC products are not designed or intended for aftermarket modification. The warranty on Accurate Lock and Hardware Co., LLC products becomes void if the product is modified in any way, regardless of whether the modification causes or contributes to any alleged defect. Warranty voiding modifications include, but are not limited to, nonauthorized third-party electrification of non-electric products and/or the installation of non-approved or non-Accurate Lock and Hardware Co., LLC components.



## Product Maintenance

**ACCURATE STRONGLY DISCOURAGES THE DISASSEMBLING OF ANY OF ITS PRODUCTS FOR MAINTENANCE RELATED ISSUES. PLEASE CALL ACCURATE WITH ANY QUESTIONS OR CONCERNS ABOUT LOCK AND HARDWARE FUNCTIONALITY.**

### WHEN A MALFUNCTION IS SUSPECTED:

- ⊕ Open door - perform all operations (by operating the trim/cylinder). If the lock functions properly, then there probably is an issue with frame preparation.
- ⊕ If lock does not function while door is open, remove lock from door. Perform all operations of lock with loose lock and trim.
- ⊕ If lock has a cylinder operation, check cam compatibility. Refer to the Cam Chart in the Trim section.
- ⊕ If cam is correct and lock still does not function properly, call Accurate to speak with one of our technical engineers.

**FINISH MAINTENANCE IS A DIRECT FUNCTION OF THE TYPE OF MATERIAL, METAL PREPARATION, AND THE PROTECTIVE AGENT CHARACTERISTIC OF SPECIFIC FINISHES. PLEASE CONTACT ACCURATE TO VERIFY EXISTING FINISHES AND DETERMINE APPROPRIATE MAINTENANCE.**

### GENERAL FINISH MAINTENANCE GUIDELINES:

- ⊕ Finishes with lacquer protective coating: Accurate suggests to use only a non-abrasive moist cloth to wipe the metal. The use of chemical agents is strongly discouraged.
- ⊕ Finishes without lacquer or any protective coating may be maintained with commercially available products furnished for use with these metals (e.g. Brasso).
- ⊕ Finishes that include oil protection can be maintained by wiping with a non-abrasive moist cloth, and then applying additional oil in modest amounts with an oil-soaked, non-abrasive cloth.
- ⊕ Finishes with wax protection can be cleaned with "bowling alley wax" applied in a modest amount by using a non-abrasive cloth.

ACCURATE LOCK & HARDWARE

NET PRICE BOOK

P : (203) 348 8865

E : [sales@accuratelockandhardware.com](mailto:sales@accuratelockandhardware.com)

W : [accuratelockandhardware.com](http://accuratelockandhardware.com)

NET PRICES EFFECTIVE MAY 15<sup>TH</sup> 2022