

The EMTEK logo is displayed in white, bold, sans-serif capital letters on a black rectangular background in the top right corner of the page. The background of the entire page is a collage of various materials including wood, stone, metal, and plants.

**EMTEK®**

# MULTI POINT LOCK TRIM PRICE BOOK

Effective February 1, 2021

List Prices inside  
include 12% increase,  
effective October 29, 2021



Photo by: This Old House, Idea Home East Matunuck Project

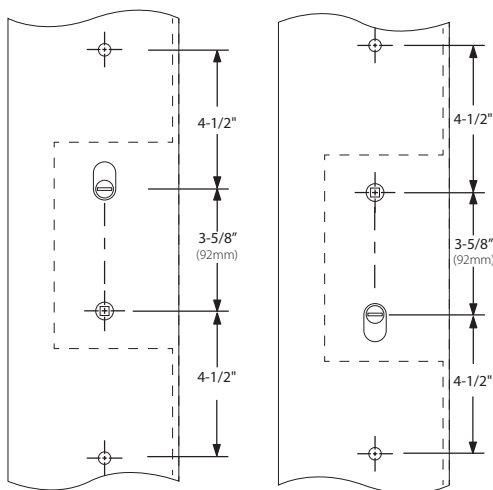
# EMTEK MULTI POINT LOCK TRIM FOR SWINGING DOORS

CHOOSE TRIMSETS FROM DOOR & LOCK CONFIGURATIONS, AVAILABLE IN BOTH KEYED AND NON-KEYED FUNCTIONS

Door Manufacturers listed under each configuration are for reference only and are subject to change. Some retrofitting may be necessary. Please carefully measure and identify your hardware using the diagrams and steps listed below.

## >> To determine your Multi Point Lock configuration:

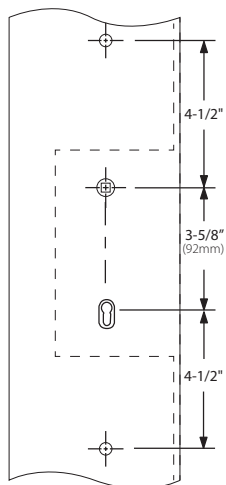
- 1) Identify the manufacturer of your door and multi-point lock
- 2) Measure the center-to-center hole spacing between the lever and the cylinder
- 3) Check the lever position: is it above or below the cylinder?
- 4) Identify the type of cylinder used in the door: is it American or Euro Profile Cylinder?



PAGE

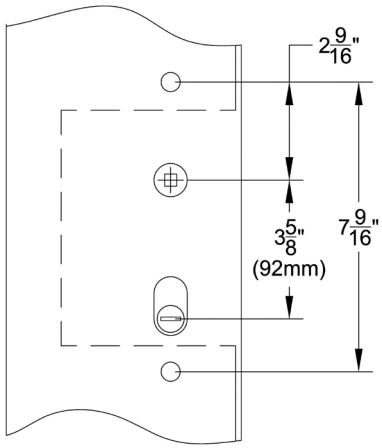
## Large Multi Point Entry Set

American Cylinder Hub *Above/Below* Handle,  
 3<sup>5</sup>/<sub>8</sub>" Center-to-Center ..... 16  
 ref. G-U®



## Large Multi Point Entry Set

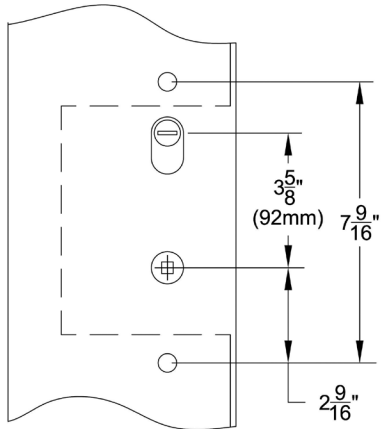
Euro Cylinder Hub *Below* Handle,  
 3<sup>5</sup>/<sub>8</sub>" Center-to-Center ..... 21  
 ref. G-U®



**Door Configuration #1** ..... 26

American Cylinder Hub **Below** Handle, 3<sup>5</sup>/<sub>8</sub>" Center-to-Center

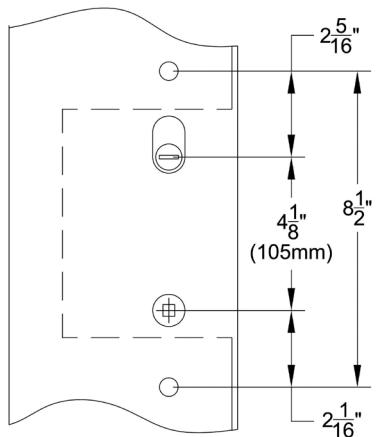
ref. Atrium<sup>®</sup>, G-U<sup>®</sup>, KML by Andersen<sup>®</sup>, Andersen<sup>®</sup>, Marvin Integrity<sup>®</sup>, Paddock Lockmaster™, Superior<sup>®</sup>



**Door Configuration #2** ..... 32

American Cylinder Hub **Above** Handle, 3<sup>5</sup>/<sub>8</sub>" Center-to-Center

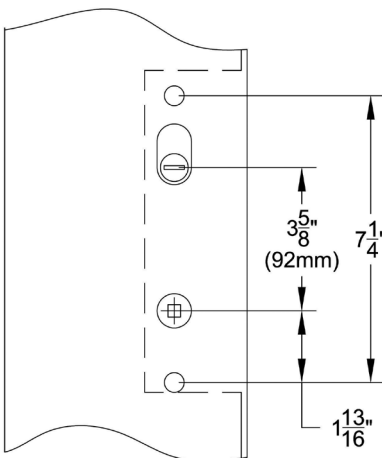
ref. BiltBest<sup>®</sup>, G-U<sup>®</sup>, Hurd<sup>®</sup> (Energy Saver), Andersen<sup>®</sup>



**Door Configuration #3** ..... 38

American Cylinder Hub **Above** Handle, 4<sup>1</sup>/<sub>8</sub>" Center-to-Center

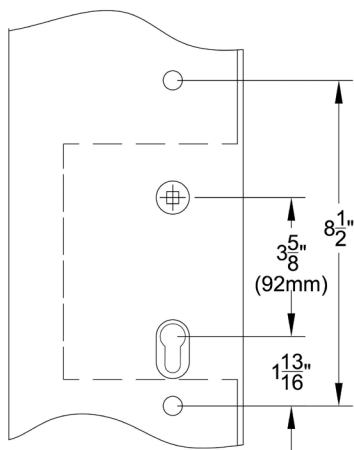
ref. Andersen<sup>®</sup>



**Door Configuration #4** ..... 44

American Cylinder Hub **Above** Handle, 3<sup>5</sup>/<sub>8</sub>" Center-to-Center

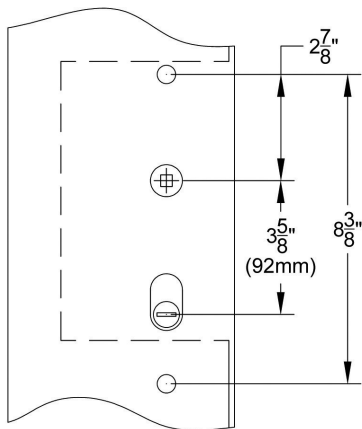
ref. Ashland<sup>®</sup>, G-U<sup>®</sup>, Caradco<sup>®</sup>, JELD-WEN<sup>®</sup>, Jeldwen<sup>®</sup> Custom Collection (formerly Pozzi<sup>®</sup>), Marvin<sup>®</sup>, PGT<sup>®</sup>, Premium Collection (formerly Norco<sup>®</sup>), Weathershield<sup>®</sup>



**Door Configuration #5** ..... **PAGE 50**

Euro Profile Cylinder **Below** Handle, 3<sup>5</sup>/<sub>8</sub>" Center-to-Center

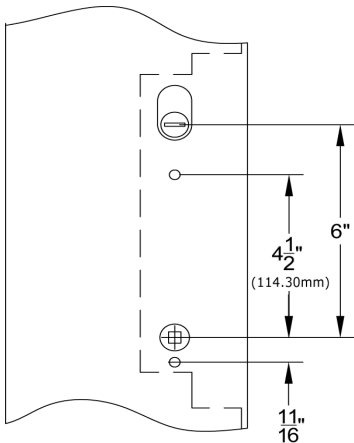
ref. Crestline®, Hoppe®, Hurd®, KFV®, Kolbe & Kolbe®, Lincoln®, Loewen®, Paddock Lockmaster™, Peachtree®, Semco®, Sierra Pacific®, Signature®, Simpson®, Therma-Tru®, Vetter®, Willmar®, Windsor®, Weathershield®



**Door Configuration #6** ..... **PAGE 56**

American Cylinder Hub **Below** Handle, 3<sup>5</sup>/<sub>8</sub>" Center-to-Center

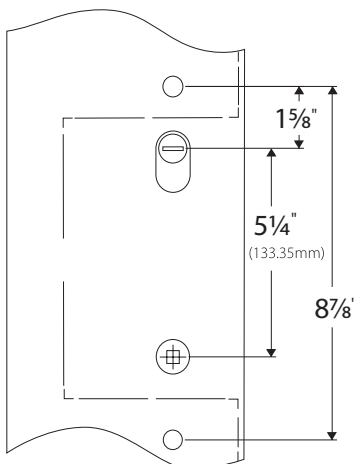
ref. Milgard®, Pella®



**Door Configuration #7** ..... **PAGE 62**

American Cylinder Hub **Above** Handle, 6" Center-to-Center

ref. Trillanium® (formerly W&F Manufacturing)



**Door Configuration #8** ..... **PAGE 67**

American Cylinder Hub **Above** Handle, 5<sup>1</sup>/<sub>4</sub>" Center-to-Center

ref. Neuma Doors®

**Product Index** ..... **PAGE 72**


**Order Form** ..... **PAGE 74**

**Lifetime Limited Warranty** ..... **PAGE 75**


**Door Manufacturers listed under each configuration are for reference only and are subject to change. Some retrofitting may be necessary. Please carefully measure and identify your hardware using the diagrams and steps listed on pages 3, 4 and 5.**

G-U® is a registered trademark of G-U Hardware, Inc. Paddock™ is a registered trademark of Yale® UK. Pella® is a registered trademark of Pella Corporation. Sierra Pacific Windows® is a registered trademark of Sierra Pacific Industries. Superior® is a registered trademark of Superior Engineered Products Corporation. Willmar® is a registered trademark of JELD-WEN of Canada Ltd. Andersen® is a registered trademark of Andersen Corporation. Trillanium® is a registered trademark of Endura Products, Inc. Eagle® is a registered trademark of Eagle Window and Door, Inc. BiltBest® is a registered trademark of BiltBest Windows and Patio Doors. Ashland® is a registered trademark of Ashland Products, Inc. Caradco®, JELD-WEN, Norco® and Pozzi® are registered trademarks of JELD-WEN Inc., Oregon, USA. Integrity® and Marvin® are registered trademarks of Marvin Windows and Doors. Milgard® is a registered trademark of Milgard Windows, Inc. Therma-Tru® is a registered trademark of Therma-Tru Doors®. HOPPE® is a registered trademark of HOPPE North America, Inc. Hurd® is a registered trademark of Hurd Millwork Company. Kolbe & Kolbe® is a registered trademark of Kolbe & Kolbe Millwork Company, Inc. Lincoln® is a registered trademark of Lincoln Wood Products, Inc. Loewen® is a registered trademark of Loewen Windows. PGT® is a registered trademark of PGT Industries. Peachtree® and Vetter® are registered trademarks of The Peachtree Companies, Inc. Semco® is a registered trademark of Semling-Menke Co. Inc. Weathershield® is a registered trademark of Weathershield Mfg. Inc. KML by Andersen® is a registered trademark of KML by Andersen. Atrium® is a registered trademark of Atrium. KFV® is a registered trademark of KFV. Simpson® is a registered trademark of Simpson. Signature® is a registered trademark of Signature. Crestline® is a registered trademark of Crestline. Windsor® is a registered trademark of Windsor. Neuma Doors® is a registered trademark of Nan Ya Plastics Corporation. With the exception of Paddock™, none of the aforementioned companies are affiliated with Emtek Products, Inc.


**\*Unlacquered Brass (US3NL)** is a custom, made-to-order finish. It is available with an upcharge, per item and requires an additional 2-3 day lead time. This living finish will gracefully age and evolve in appearance over time. Because of this characteristic, no finish warranty is offered on unlacquered brass products.




Polished Brass - Lifetime (US3)




Unlacquered Brass (US3NL)\*



Satin Brass (US4)




French Antique (US7)




Oil Rubbed Bronze (US10B)




Polished Nickel - Lifetime (US14)



Satin Nickel (US15)



Pewter (US15A)



Flat Black (US19)



Polished Chrome (US26)

**Bronze Patina** is a living finish that will age gracefully, revealing the underlying bronze over time. Because of this characteristic, no finish warranty is offered on bronze patina products.



Flat Black Bronze Patina (FB)




Medium Bronze Patina (MB)



Tumbled White Bronze (TWB)

**Stainless Steel** carries a five-year finish warranty. All stainless steel will require some periodic cleaning to keep your hardware looking like new.



Brushed Stainless Steel (SS)

**ORDERING AND RETURNS**

**Placing Orders**

You have several options to place an order:

- Email: [orders@emtek.com](mailto:orders@emtek.com)
- Fax: 800-577-5771
- Phone: 800-356-2741, Option 1

**Hours of Operation**

Monday – Friday: 5:00 AM - 5:00 PM Pacific Time.

**Minimum Order Requirements**

There are no minimum order quantity requirements.

**Payment Terms**

Net 30 Days on established credit.

**Payment Options**

We accept check, Visa, MasterCard, Discover, AMEX, and ACH.

**Sales Tax**

Sales tax will be charged unless a resale certificate has been provided.

**Prices**

All prices listed are in US funds. Our prices are subject to change without prior notice.

**Returns**

- For your convenience, returns do not require authorization. Returns can be processed directly from the EMTEK website, [www.emtek.com](http://www.emtek.com).
- Click on the “Dealer Site” icon on the right side of the bottom half of the [www.emtek.com](http://www.emtek.com) home page, and then select “Product Returns”. Fill out the RGA form, and follow the link to generate a UPS call tag (terms and conditions apply – see the website for details).
- A completed RGA form must accompany all packages for returned goods.
- Returns are accepted from the EMTEK dealer who originally purchased the product that is being returned. Any refund or credit would only be made to the original dealer.
- All returned goods are subject to a minimum 25% restocking fee.
- Returns for reasons other than an EMTEK factory or processing error will be subject to our customary restocking fee with a return freight charge of \$15.00 per label/carton in the United States or \$30.00 per label/carton in Canada or Mexico. This charge will be deducted from the credit issued for each call tag.
- No freight will be charged if the return is sent prepaid.

**SHIPPING AND FREIGHT**

**Shipping Costs**

All orders are FOB shipping point. For shipments to a dealer-specified commercial address located in the US, Canada and Mexico, EMTEK ships freight prepaid. For shipments to dealers located outside of North America, freight will be prepaid by EMTEK to the U.S. location of the dealer’s freight forwarder. Orders may ship ground service or LTL at our discretion. Orders shipping to a residential address will automatically ship via ground service with a 10% surcharge.

**Shipping Options**

Shipments may be expedited for a fee. Unfortunately, a dealer’s freight account cannot be used to pay for shipping charges.

Delivery Location	Type of Service	Surcharge %*
Commercial Address	Next Day	16%
Commercial Address	Second Day	6%
Residential Address	Next Day	25%
Residential Address	Second Day	20%
Residential Address	Three Day	15%
Residential Address	Ground (Default Service)	10%

\*Multiplied by invoice value

**Order Lead Time**

EMTEK assembles all products to order in our Southern California facility. Orders typically ship within two to three business days once an order is released to the factory.

**DEALER INFORMATION PORTAL**

**Online Account Access and Web Shop**

We are pleased to offer you access to your EMTEK account information and place new orders through the ASSA ABLOY dealer information portal. Through the dealer portal you can access information about your account at any time. You can:

- Check on the status of orders
- View both order and sales history
- View and print order acknowledgments, invoices, statements and credits
- Track shipments
- Place a new order via the Emtek Web Shop

To register for the ASSA ABLOY dealer portal or to make changes to access rights, we require the approval from your company’s owner, CEO, President, or other corporate officer. To get started, Click on the “Dealer Site” icon on the bottom half of the [www.emtek.com](http://www.emtek.com) home page, and then select “Forms & Instructions”. Please complete the “Dealer Portal Access Rights Form” and email to: [Connect.emtek@assaabloy.com](mailto:Connect.emtek@assaabloy.com). Should you have any questions, please contact Customer Service.

## NO CHARGE SAMPLE PROGRAM

### Sample Program

Samples are gladly provided at no charge to authorized dealers, under the following conditions:

- ½ Door Lock Dummy (max 2)
- ½ Pair of Hinges (max 2)
- Cabinet Knob or Pull (max 3)
- Door Accessory (max 1)

A shipping and handling fee of \$2.50 per sample will be applied to your order (\$2.50 for one sample, \$5.00 for two samples, \$7.50 for three samples, etc.)

### Sample Order Exceptions

- Samples must be different product codes.
- Samples do not include active door hardware sets, 8" or larger cabinet pulls, door pulls, appliance pulls, electronic locks, entry sets, bath hardware or door accessories over \$75 list.

### Placing a Sample Order

- Send orders to [samples@emtek.com](mailto:samples@emtek.com) or place by fax, phone, or mail.
- Write "NO CHARGE SAMPLE" on the order.
- Standard shipment upgrade charges will apply for expedited freight requests.
- Orders for sample products must be placed separately and not combined with other products.
- EMTEK does not require samples to be returned.

### No Restocking Fee Charged for Sample Orders with Exceptions

- Send orders to [samples@emtek.com](mailto:samples@emtek.com) or place by fax, phone, or mail.
- Write "DEALER SAMPLE" on the order.
- Keep the samples you want and return the samples you don't.
- Contact Customer Service for Return Authorization in advance to ensure a restock fee is not applied to the return.
- Product must be returned in its original condition.
- Return freight charge of \$15.00 per label/carton in the United States or \$30.00 per label/carton in Canada or Mexico. This charge will be deducted from the credit issued for each call tag.
- No freight will be charged if the return is sent prepaid.

## NO CHARGE DISPLAY PROGRAM

### Display Program

EMTEK offers a variety of quality, well-crafted displays. We take great pride in the quality of our displays, which are hand-built in our Southern California facility by our talented craftsmen.

- Click on the "Dealer Site" icon on the right side of the bottom half of the [www.emtek.com](http://www.emtek.com) home page, and then select "Displays".
- Browse our online catalog using the navigation system on the left column to view by function, style, or material.

### Placing a Display Order

Please contact your local sales representative for ordering information.

### Product for use on Displays in your Showroom

Thank you for considering EMTEK products for use on door displays and kitchen/bath vignettes installed in your showroom. Please contact your local sales representative for ordering information.

## Minimum Advertised Price Policy

Effective February 6, 2017









EMTEK has determined that in order to better compete against existing competitors it must exercise a greater degree of control over the distribution of its products. Therefore, all sales of EMTEK products will be subject to this Policy. This Policy has been unilaterally adopted and will be enforced strictly and uniformly.

Although resellers remain free to establish their own resale prices, to the extent that any customer elects to advertise products of EMTEK in any manner, that is in print, in electronic media, on its website, etc., and provides price information for such products, that price information must be no less than List Price less 20%, this is the Minimum Advertised Price (MAP). Advertisements and offers to sell that do not include a particular price, but require further action that implies a price that is lower than the Minimum Advertised Price violate the MAP Policy. Examples of such unauthorized advertisements include "drop in cart" pricing, "add to cart" pricing, "click to see" pricing, and discount coupon pricing. Also prohibited are advertisements that indicate that discounts may be available when a customer takes specific action that goes beyond buying the product, such as "special price option" or "name your price."

To assure fair business practices, we will strictly enforce this policy. Violations of this MAP Policy will include termination of our business relationship with a customer. On the first offense there will be a written notice counseling any customer that disregards this policy. Any customer who violates the policy a second time, within one year of receiving a written notice of a first violation, will be terminated.

EMTEK will not discuss any conditions of acceptance related to this Policy, as it is non-negotiable and will not be altered for any dealer. In addition, EMTEK neither solicits, nor will it accept, any assurance of compliance with this Policy. Nothing in this Policy shall constitute an agreement between EMTEK and any reseller that the reseller will comply with this Policy.












**SELECT BRASS**

 L-Square Faceted (LS.FA)	 L-Square Hammered (LS.HA)	 L-Square Knurled (LS.KN)	 L-Square Tribeca (LS.TR)	 L-Square Straight Knurled (LS.SK)	 L-Square White Marble (LS.MRWH)
 T-Bar Faceted (TA.FA)*	 T-Bar Hammered (TA.HA)*	 T-Bar Knurled (TA.KN)*	 T-Bar Tribeca (TA.TR)*	 T-Bar Straight Knurled (TA.SK)*	 T-Bar White Marble (TA.MRWH)*
 R-Bar Faceted (RA.FA)	 R-Bar Hammered (RA.HA)	 R-Bar Knurled (RA.KN)	 R-Bar Tribeca (RA.TR)	 R-Bar Straight Knurled (RA.SK)	 R-Bar White Marble (RA.MRWH)

**MODERN BRASS**

CLASSIC	 Athena Lever (ATN)	 Helios Lever (HLO)	 Hermes Lever (HER)	 Luzern Lever (LU)	 Poseidon Lever (POS)	 Stuttgart Lever (STU)
	 Argos Lever (AG)	 Aston Lever (AST)	 Basel Lever (BA)	 Breslin Lever (BRL)	 Dumont Lever (DT)	 Freestone Lever (FRL)*
	 Geneva Lever (GV)*	 Hercules Lever (HEC)	 Mercury Lever (MC)	 Myles Lever (MYL)*	 Sion Lever (SIO)	 Spencer Lever (SPN)
	 Triton Lever (TRT)					

**TRADITIONAL AND TRANSITIONAL BRASS**

CLASSIC	 Cortina Lever (C)	 Milano Lever (M)	 Merrimack Lever (ME)	 Turino Lever (T)		
	 Coventry Lever (CV)	 Elan Lever (EN)	 Ribbon & Reed Lever (RBL)	 Rope Lever (RL)	 Santa Fe Lever (SF)	 Rustic Lever (R)
DESIGNER	 Wembley Lever (WM)					

**ARTS & CRAFTS BRASS**

 Arts & Crafts Lever (AC)	 Hammered Lever (HM)
---	--

\* Note: You will need to ensure the necessary opening/closing clearance when using certain lever designs. Dimensions from the center of the stem to the end of the lever overhang have been provided: T-Bar ¾", Geneva 1½", Myles ¾", Freestone 1", Yuma 1½".

**SANDCAST BRONZE**



Aurora Lever (AR)



Bryce Lever (BR)



Cimarron Lever (CR)



Cody Lever (CD)



Durango Lever (D)



Lariat Lever (LR)



Mariposa Lever (MA)



Montrose Lever (MT)



Teton Lever (TT)



Yuma Lever (YM)\*

**LOST WAX CAST BRONZE**



Medici Lever (MDI)



Napoli Lever (NA)



Octagon Lever (OCL)



Padua Lever (PD)

**STAINLESS STEEL**



Athena Lever (AT)



Cologne Lever (CO)



Dresden Lever (DD)



Helios Lever (HL)



Hercules Lever (HS)



Hermes Lever (HES)



Kiel Lever (KL)

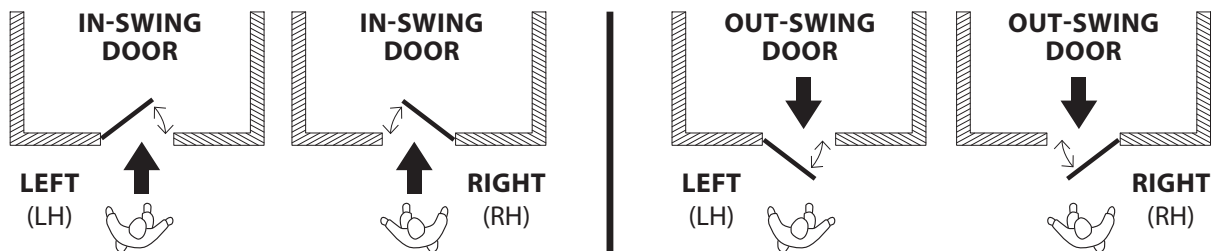


Poseidon Lever (PO)





















Stuttgart Lever (STT)

Determining handing for door hardware is different than determining handing for carpentry (ordering and hanging doors). If you follow the standard carpentry rules for handing door hardware, instead of following the diagram below, there is good chance you may end up with a lock that is handed incorrectly. Please refer to the diagram below and if you have any questions, call Customer Service at (800) 356-2741, Option 1.



**HANDING OF DOOR IS ALWAYS DETERMINED FROM THE OUTSIDE**












**SELECT BRASS**

 L-Square Faceted (LS.FA)	 L-Square Hammered (LS.HA)	 L-Square Knurled (LS.KN)	 L-Square Tribeca (LS.TR)	 L-Square Straight Knurled (LS.SK)	 L-Square White Marble (LS.MRWH)
 T-Bar Faceted (TA.FA)*	 T-Bar Hammered (TA.HA)*	 T-Bar Knurled (TA.KN)*	 T-Bar Tribeca (TA.TR)*	 T-Bar Straight Knurled (TA.SK)*	 T-Bar White Marble (TA.MRWH)*
 R-Bar Faceted (RA.FA)	 R-Bar Hammered (RA.HA)	 R-Bar Knurled (RA.KN)	 R-Bar Tribeca (RA.TR)	 R-Bar Straight Knurled (RA.SK)	 R-Bar White Marble (RA.MRWH)

**MODERN BRASS**

CLASSIC	 Athena Lever (ATN)	 Helios Lever (HLO)	 Hermes Lever (HER)	 Luzern Lever (LU)	 Poseidon Lever (POS)	 Stuttgart Lever (STU)
	 Argos Lever (AG)	 Aston Lever (AST)	 Basel Lever (BA)	 Breslin Lever (BRL)	 Dumont Lever (DT)	 Freestone Lever (FRL)*
	 Geneva Lever (GV)*	 Hercules Lever (HEC)	 Mercury Lever (MC)	 Myles Lever (MYL)*	 Sion Lever (SIO)	 Spencer Lever (SPN)
	 Triton Lever (TRT)					
DESIGNER						

**TRADITIONAL AND TRANSITIONAL BRASS**

CLASSIC	 Cortina Lever (C)	 Milano Lever (M)	 Merrimack Lever (ME)	 Turino Lever (T)		
	 Coventry Lever (CV)	 Elan Lever (EN)	 Ribbon & Reed Lever (RBL)	 Rope Lever (RL)	 Santa Fe Lever (SF)	 Rustic Lever (R)
	 Wembley Lever (WM)					
DESIGNER						

**ARTS & CRAFTS BRASS**

 Arts & Crafts Lever (AC)	 Hammered Lever (HM)
--	---


\* Note: You will need to ensure the necessary opening/closing clearance when using certain lever designs. Dimensions from the center of the stem to the end of the lever overhang have been provided: T-Bar 3/4", Geneva 1 1/8", Myles 3/4", Freestone 1", Yuma 1 1/8".



\*Unlacquered Brass (US3NL) is a custom, made-to-order finish. It is available with an upcharge, per item and requires an additional 2-3 day lead time. This living finish will gracefully age and evolve in appearance over time. Because of this characteristic, no finish warranty is offered on unlacquered brass products.

	US3 Lifetime	US4	US7	US10B	US14 Lifetime	US15	US15A	US19	US26	US3NL*
<b>SELECT Brass Levers</b>	L-Square Faceted (LS.FA)		●		●	●		●	●	●
	L-Square Hammered (LS.HA)		●		●	●		●	●	●
	L-Square Knurled (LS.KN)		●		●	●		●	●	●
	L-Square Tribeca (LS.TR)		●		●	●		●	●	●
	L-Square Straight Knurled (LS.SK)		●		●	●		●	●	●
	L-Square White Marble (LS.MRWH)		●		●	●		●	●	●
	T-Bar Faceted (TA.FA)		●		●	●		●	●	●
	T-Bar Hammered (TA.HA)		●		●	●		●	●	●
	T-Bar Knurled (TA.KN)		●		●	●		●	●	●
	T-Bar Tribeca (TA.TR)		●		●	●		●	●	●
	T-Bar Straight Knurled (TA.SK)		●		●	●		●	●	●
	T-Bar White Marble (TA.MRWH)		●		●	●		●	●	●
	R-Bar Faceted (RA.FA)		●		●	●		●	●	●
	R-Bar Hammered (RA.HA)		●		●	●		●	●	●
	R-Bar Knurled (RA.KN)		●		●	●		●	●	●
	R-Bar Tribeca (RA.TR)		●		●	●		●	●	●
	R-Bar Straight Knurled (RA.SK)		●		●	●		●	●	●
	R-Bar White Marble (RA.MRWH)		●		●	●		●	●	●
<b>Modern Classic Brass Levers</b>	Athena Lever (ATN)		●		●	●		●	●	●
	Helios Lever (HLO)		●		●	●		●	●	●
	Hermes Lever (HER)		●		●	●		●	●	●
	Luzern Lever (LU)		●		●	●		●	●	●
	Poseidon Lever (POS)		●		●	●		●	●	●
	Stuttgart Lever (STU)		●		●	●		●	●	●
	Argos Lever (AG)		●		●	●		●	●	●
<b>Modern Designer Brass Levers</b>	Aston Lever (AST)		●		●	●		●	●	●
	Basel Lever (BA)		●		●	●		●	●	●
	Breslin Lever (BRL)		●		●	●		●	●	●
	Dumont Lever (DT)		●		●	●		●	●	●
	Freestone Lever (FRL)		●		●	●		●	●	●
	Geneva Lever (GV)		●		●	●		●	●	●
	Hercules Lever (HEC)		●		●	●		●	●	●
	Mercury Lever (MC)		●		●	●		●	●	●
	Myles Lever (MYL)		●		●	●		●	●	●
	Sion Lever (SIO)		●		●	●		●	●	●
	Spencer Lever (SPN)		●		●	●		●	●	●
	Triton Lever (TRT)		●		●	●		●	●	●
	<b>Classic Brass Levers</b>	Cortina Lever (C)	●	●	●	●	●	●	●	●
Milano Lever (M)		●	●	●	●	●	●	●	●	●
Merrimack Lever (ME)		●	●	●	●	●	●	●	●	●
Turino Lever (T)		●	●	●	●	●	●	●	●	●
<b>Designer Brass Levers</b>	Coventry Lever (CV)	●		●	●	●	●		●	●
	Elan Lever (EN)	●		●	●	●	●		●	●
	Ribbon & Reed Lever (RBL)	●		●	●	●	●		●	●
	Rope Lever (RL)	●		●	●	●	●		●	●
	Rustic Lever (R)	●		●	●	●	●		●	●
	Santa Fe Lever (SF)	●		●	●	●	●		●	●
	Wembley Lever (WM)	●		●	●	●	●		●	●
<b>Arts &amp; Crafts</b>	Arts & Crafts Lever (AC)				●	●		●		●
	Hammered Lever (HM)				●	●		●		●


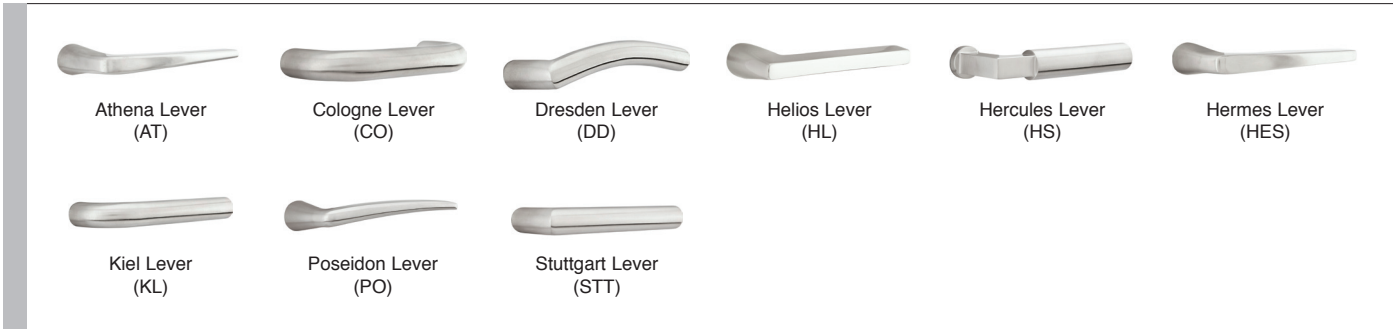
**SANDCAST BRONZE**



**LOST WAX CAST BRONZE**



**STAINLESS STEEL**



\***Bronze Patina** is a living finish that will age gracefully, revealing the underlying bronze over time. Because of this characteristic, no finish warranty is offered on bronze patina products.  
**\*\*Stainless Steel** carries a five-year finish warranty. All stainless steel will require some periodic cleaning to keep your hardware looking like new.

**Sandcast  
Bronze Levers**

	FB*	MB*	TWB*
Aurora Lever (AR)	●	●	●
Bryce Lever (BR)	●	●	●
Cimarron Lever (CR)	●	●	●
Cody Lever (CD)	●	●	●
Durango Lever (D)	●	●	●
Lariat Lever (LR)	●	●	●
Mariposa Lever (MA)	●	●	●
Montrose Lever (MT)	●	●	●
Teton Lever (TT)	●	●	●
Yuma Lever (YM)	●	●	●

**Lost Wax Cast  
Bronze Levers**

	FB*	MB*
Medici Lever (MDI)	●	●
Napoli Lever (NA)	●	●
Octagon Lever (OCL)	●	●
Padua Lever (PD)	●	●

**Stainless Steel  
Levers**

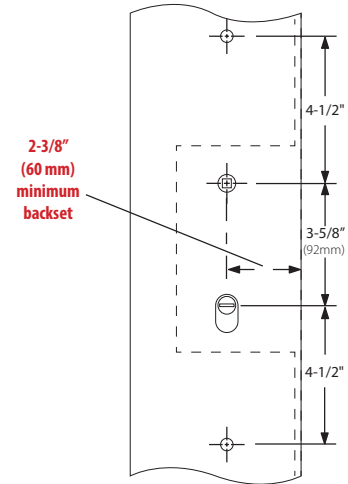
	SS**
Athena Lever (AT)	●
Cologne Lever (CO)	●
Dresden Lever (DD)	●
Helios Lever (HL)	●
Hercules Lever (HS)	●
Hermes Lever (HES)	●
Kiel Lever (KL)	●
Poseidon Lever (PO)	●
Stuttgart Lever (STT)	●

# LARGE MULTI POINT ENTRY SETS

American Cylinder Hub, **Above / Below** Handle  
3<sup>5</sup>/<sub>8</sub>" Center to Center

2<sup>3</sup>/<sub>8</sub>" Minimum Backset Required

Each Multi Point Lock Trim now includes the Spring Assist function which returns the lever to the neutral position and eliminates sagging handles.



**Brass Modern Rectangular**  
American Cylinder **Above** Handle  
2<sup>1</sup>/<sub>2</sub>" x 17<sup>1</sup>/<sub>2</sub>" Keyed



**Brass Modern Rectangular**  
American Cylinder **Below** Handle  
2<sup>1</sup>/<sub>2</sub>" x 17<sup>1</sup>/<sub>2</sub>" Keyed

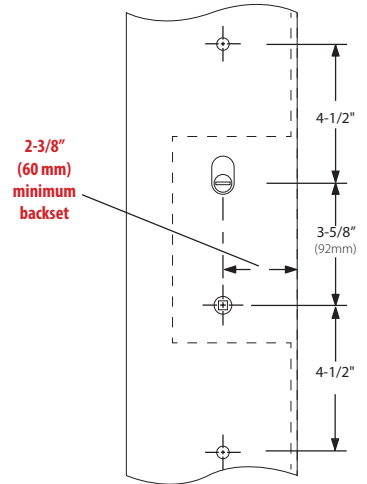
BRASS PLATES, MODERN RECTANGULAR STYLE	Product Code	Lever Style (LH/RH)	Finish	List Price			
<b>Sets with 2.5" x 17.5" Plates</b>		<i>See Page 10 for Brass Lever Options.</i>	Satin Brass (US4) Oil Rubbed Bronze (US10B) Polished Nickel - Lifetime (US14) Satin Nickel (US15) Flat Black (US19) Polished Chrome (US26) <b>Unlacquered Brass (US3NL)*</b>	<b>\$490.00</b>			
Keyed with American Cylinder, Hub <b>ABOVE</b> Handle (Schlage® Keyway standard, Weiser® Keyway optional, rekeyable)	1L1R21						
Non-Keyed Passage	1L1R22						
Non-Keyed American Style Thumbturn Inside	1L1R23						
Non-Keyed Fixed Handle Outside, Operating Handle Inside	1L1R24						
Dummy Pair	1L1R25						
Keyed with American Cylinder, Hub <b>BELOW</b> Handle (Schlage® Keyway standard, Weiser® Keyway optional, rekeyable)	1L1R11						
Non-Keyed Passage	1L1R12						
Non-Keyed American Style Thumbturn Inside	1L1R13						
Non-Keyed Fixed Handle Outside, Operating Handle Inside	1L1R14						
Dummy Pair	1L1R15						
					<b>*Unlacquered Brass (US3NL)</b> finish available for a \$50 List Price upcharge per item.		

## Handing Required

- Key codes may be specified. Fits standard door thickness of 1<sup>3</sup>/<sub>4</sub>". Specify if thicker.
- Set includes plates, handles and cylinders (where applicable). Multi Point lock mechanism is not included.

## Weiser®(WR5) Keyway

- Specify by adding "W" to the beginning of Product Code.
- No upcharge for cylinder substitution. Can be keyed into existing Weiser® system.



**Brass Melrose**  
American Cylinder **Above** Handle  
2 7/8" x 17 1/2" Keyed



**Brass Melrose**  
American Cylinder **Below** Handle  
2 7/8" x 17 1/2" Keyed

BRASS PLATES, MELROSE STYLE	Product Code	Lever Style (LH/RH)	Finish	List Price			
<b>Sets with 2.9" x 17.5" Plates</b>		<i>See Page 10 for Brass Lever Options.</i>	Polished Brass - Lifetime (US3) French Antique (US7) Oil Rubbed Bronze (US10B) Polished Nickel - Lifetime (US14) Satin Nickel (US15) Pewter (US15A) Flat Black (US19) Polished Chrome (US26) <b>Unlacquered Brass (US3NL)*</b>	<b>\$490.00</b>			
Keyed with American Cylinder, Hub <b>ABOVE</b> Handle (Schlage® Keyway standard, Weiser® Keyway optional, rekeyable)	1L1M21						
Non-Keyed Passage	1L1M22						
Non-Keyed American Style Thumbturn Inside	1L1M23						
Non-Keyed Fixed Handle Outside, Operating Handle Inside	1L1M24						
Dummy Pair	1L1M25						
Keyed with American Cylinder, Hub <b>BELOW</b> Handle (Schlage® Keyway standard, Weiser® Keyway optional, rekeyable)	1L1M11						
Non-Keyed Passage	1L1M12						
Non-Keyed American Style Thumbturn Inside	1L1M13						
Non-Keyed Fixed Handle Outside, Operating Handle Inside	1L1M14						
Dummy Pair	1L1M15						
					<b>*Unlacquered Brass (US3NL)</b> finish available for a \$50 List Price upcharge per item.		

**Handing Required**

- Key codes may be specified. Fits standard door thickness of 1 3/4". Specify if thicker.
- Set includes plates, handles and cylinders (where applicable). Multi Point lock mechanism is not included.

**Weiser® (WR5) Keyway**

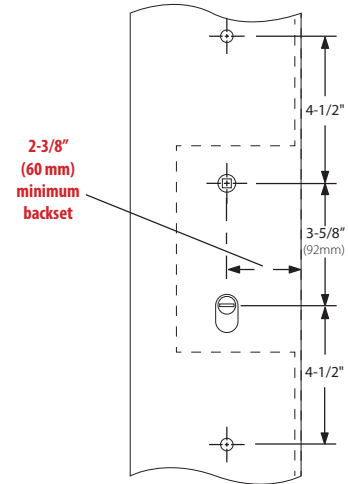
- Specify by adding "W" to the beginning of Product Code.
- No upcharge for cylinder substitution. Can be keyed into existing Weiser® system.

# LARGE MULTI POINT ENTRY SETS

American Cylinder Hub, **Above / Below** Handle  
 3<sup>5</sup>/<sub>8</sub>" Center to Center

2<sup>3</sup>/<sub>8</sub>" Minimum Backset Required

Each Multi Point Lock Trim now includes the Spring Assist function which returns the lever to the neutral position and eliminates sagging handles.



**Sandcast Bronze Arched**  
 American Cylinder **Above** Handle  
 3" x 17<sup>1</sup>/<sub>2</sub>" Keyed



**Sandcast Bronze Arched**  
 American Cylinder **Below** Handle  
 3" x 17<sup>1</sup>/<sub>2</sub>" Keyed

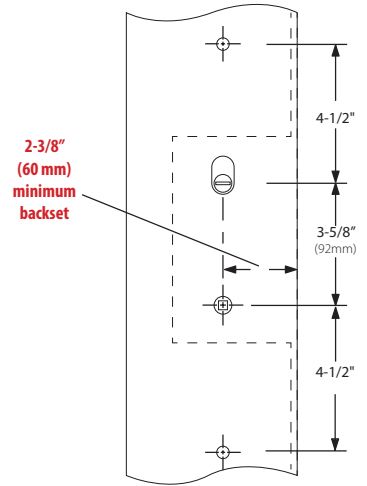
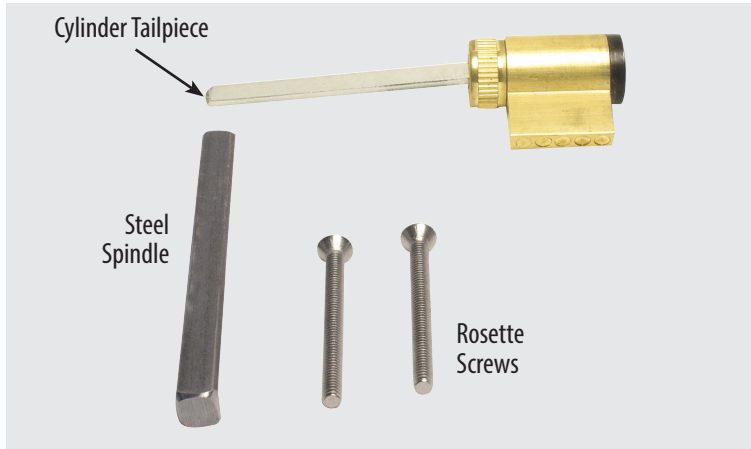
SANDCAST BRONZE PLATES, ARCHED STYLE	Product Code	Lever Style (LH/RH)	Finish	List Price
<b>Sets with 3" x 17.5" Plates</b>		<i>See Page 11 for Sandcast Bronze Lever Options.</i>	Flat Black Bronze (FB) Medium Bronze (MB) Tumbled White Bronze (TWB)	<b>\$630.00</b>
Keyed with American Cylinder, Hub <b>ABOVE</b> Handle (Schlage® Keyway standard, Weiser® Keyway optional, rekeyable)	1L1A21			
Non-Keyed Passage	1L1A22			
Non-Keyed American Style Thumbturn Inside	1L1A23			
Non-Keyed Fixed Handle Outside, Operating Handle Inside	1L1A24			
Dummy Pair	1L1A25			
Keyed with American Cylinder, Hub <b>BELOW</b> Handle (Schlage® Keyway standard, Weiser® Keyway optional, rekeyable)	1L1A11			
Non-Keyed Passage	1L1A12			
Non-Keyed American Style Thumbturn Inside	1L1A13			
Non-Keyed Fixed Handle Outside, Operating Handle Inside	1L1A14			
Dummy Pair	1L1A15			

### Handing Required

- Key codes may be specified. Fits standard door thickness of 1<sup>3</sup>/<sub>4</sub>". Specify if thicker.
- Set includes plates, handles and cylinders (where applicable). Multi Point lock mechanism is not included.

### Weiser®(WR5) Keyway

- Specify by adding "W" to the beginning of Product Code.
- No upcharge for cylinder substitution. Can be keyed into existing Weiser® system.



**Keyed Plates with American Cylinder** Includes non-keyed thumbturn inside

Standard Door Thickness: from 1 5/8" to 2"
Standard Components: • Single Cylinder Tailpiece • 4 1/2" Steel Spindle • 2" Rosette Screws

Extended Door Thickness: Over 2" to 2 3/8"
Extended Components: • Long Single Cylinder Tailpiece • 5" Steel Spindle • 2 1/2" Rosette Screws

**Non-Keyed Plates** Includes non-keyed passage, fixed handle out/operating handle in, and dummy (uses screws only)

Standard Door Thickness: from 1 5/8" to 2"
Standard Components: • Thumbturn Tailpiece • 4 1/2" Steel Spindle (half-spindle for fixed handle out/operating handle in) • 2" Rosette Screws • 1 1/2" Rosette Screws for 1 5/8" thick door

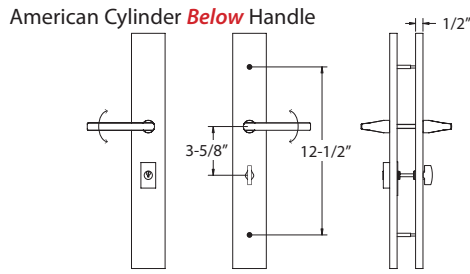
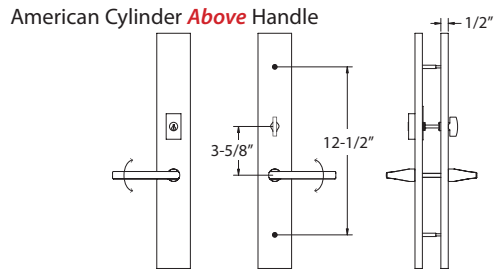
Extended Door Thickness: Over 2" to 2 3/8"
Extended Components: • Long Thumbturn Tailpiece • 5" Steel Spindle (half-spindle for fixed handle out/operating handle in) • 2 1/2" Rosette Screws • 2" Rosette Screws for 2" - 2 1/8" thick door

Charge for Re-Keying - \$2.00 (NET) per cylinder
<ul style="list-style-type: none"> <li>• Keying to Code                             <ul style="list-style-type: none"> <li>- Order by indicating "<b>Key Code XXXXX</b>" next to applicable locks</li> </ul> </li> <li>• Keying Alike                             <ul style="list-style-type: none"> <li>- Order by indicating "<b>Keyed Alike</b>" next to applicable locks if only one keyed alike group is wanted</li> <li>- If ordering multiple groups (houses) indicate "<b>Keyed Alike House #_</b>" next to applicable locks</li> </ul> </li> </ul>

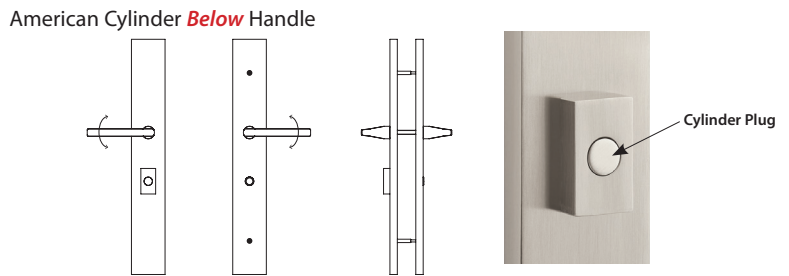
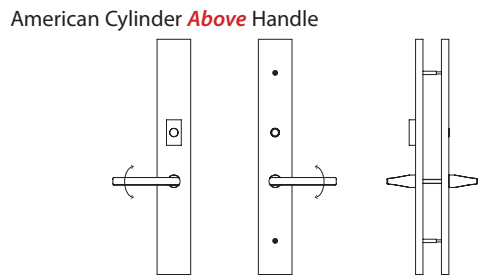
Charge for Construction Keying - \$3.00 (NET) per cylinder	
<ul style="list-style-type: none"> <li>• Locks that are both construction keyed and keyed alike in a house group will be charged a total of <b>\$5.00 (NET) per cylinder</b></li> <li>• Lost ball system</li> <li>• Last four pin locations drilled for lost ball application</li> <li>• Master key pins used for code variability</li> <li>• Construction keys and owner keys sent separately</li> <li>• Order by indicating "<b>Construction Keyed, House #_</b>" next to applicable locks</li> </ul>	
<p>Construction devices used on one or more of last four positions</p>	<p>Dimples drilled in plug in this position</p>

# LARGE MULTI POINT ENTRY SETS Specification Sheet for Components and Door Thickness

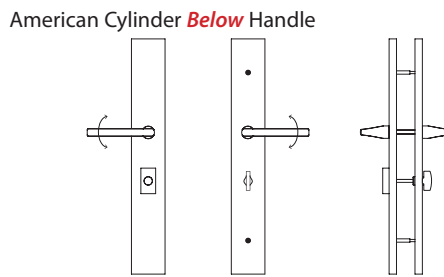
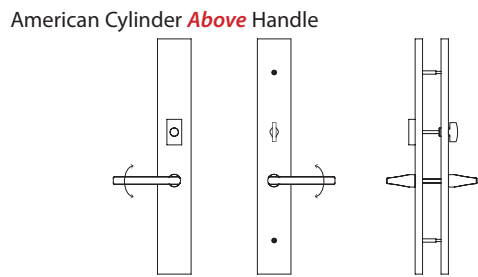
## Keyed with American Cylinder (for Active Door, Schlage® Keyway Standard, Weiser® Keyway Optional, Rekeyable)



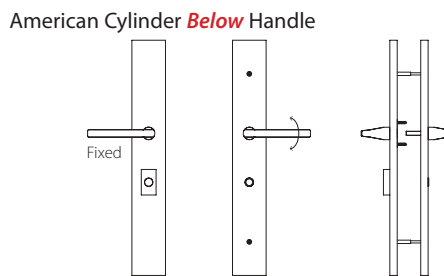
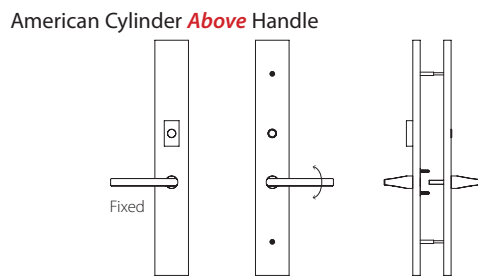
## Non-Keyed with Cylinder Plugs, Passage (for Semi-Active Door)



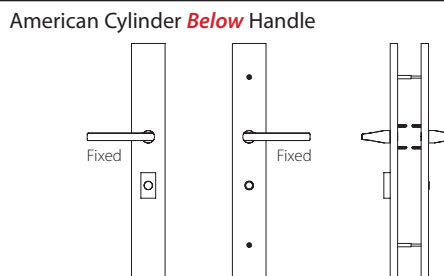
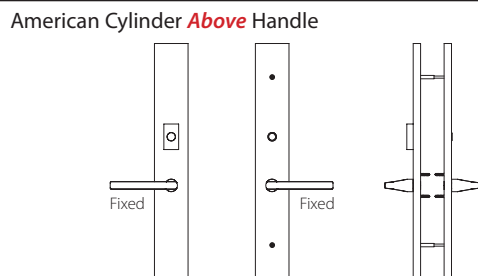
## Non-Keyed with Cylinder Plug, American Style Thumbturn Inside (for Active Door)



## Non-Keyed with Cylinder Plugs, Fixed Handle Outside, Operating Handle Inside (for Semi-Active Door)



## Dummy Pair with Cylinder Plugs (for Non-Active Door)

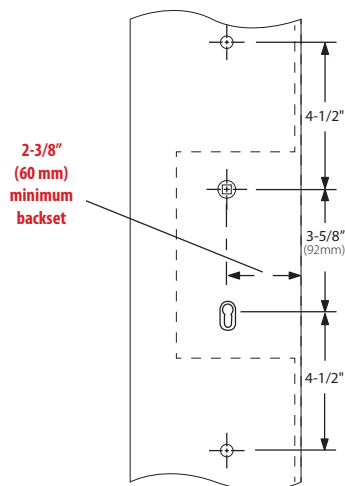


# LARGE MULTI POINT ENTRY SETS

**Euro Cylinder Hub, *Below* Handle**  
**3<sup>5</sup>/<sub>8</sub>" Center to Center**

2<sup>3</sup>/<sub>8</sub>" Minimum Backset Required

Each Multi Point Lock Trim now includes the Spring Assist function which returns the lever to the neutral position and eliminates sagging handles.



**Brass Modern Rectangular**  
 Euro Cylinder *Below* Handle  
 2<sup>1</sup>/<sub>2</sub>" x 17<sup>1</sup>/<sub>2</sub>" Keyed

BRASS PLATES, MODERN RECTANGULAR STYLE	Product Code	Lever Style (LH/RH)	Finish	List Price
<b>Sets with 2.5" x 17.5" Plates</b>		<i>See Page 10 for Brass Lever Options.</i>	Satin Brass (US4) Oil Rubbed Bronze (US10B) Polished Nickel - Lifetime (US14) Satin Nickel (US15) Flat Black (US19) Polished Chrome (US26) <b>Unlacquered Brass (US3NL)*</b>	<b>\$490.00</b>
Keyed with Euro Cylinder, Hub <b>BELOW</b> Handle (Schlage® Keyway standard, Weiser® Keyway optional, rekeyable)	1L1R51			
Non-Keyed Passage	1L1R52			
Non-Keyed Euro Style Thumbturn Inside	1L1R53			
Non-Keyed Fixed Handle Outside, Operating Handle Inside	1L1R54			
Dummy Pair	1L1R55			
			<b>*Unlacquered Brass (US3NL)</b> finish available for a \$50 List Price upcharge per item.	

**Handing Required**

- Key codes may be specified. Fits standard door thickness of 1<sup>3</sup>/<sub>4</sub>". Specify if thicker.
- Set includes plates, handles and cylinders (where applicable). Multi Point lock mechanism is not included.

**Weiser® keyway not available with Euro cylinder.**

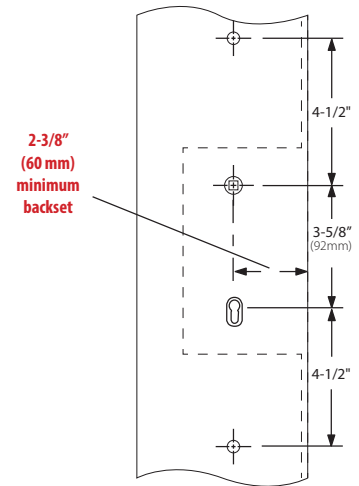
To order: **Product Code + Lever Style + Handing + Finish Code**

# LARGE MULTI POINT ENTRY SETS

**Euro Cylinder Hub, *Below* Handle**  
**3<sup>5</sup>/<sub>8</sub>" Center to Center**

2<sup>3</sup>/<sub>8</sub>" Minimum Backset Required

Each Multi Point Lock Trim now includes the Spring Assist function which returns the lever to the neutral position and eliminates sagging handles.



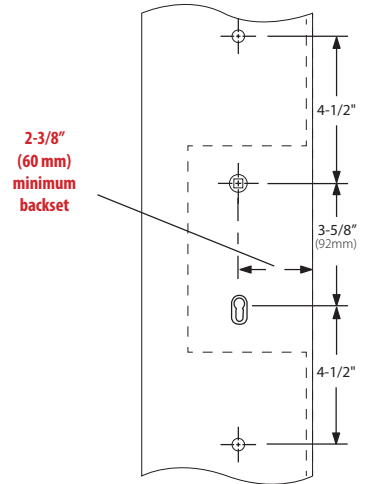
**Brass Melrose**  
 Euro Cylinder *Below* Handle  
 2<sup>7</sup>/<sub>8</sub>" x 1<sup>7</sup>/<sub>2</sub>" Keyed

BRASS PLATES, MELROSE STYLE	Product Code	Lever Style (LH/RH)	Finish	List Price
<b>Sets with 2.9" x 17.5" Plates</b>		<i>See Page 10 for Brass Lever Options.</i>	Polished Brass - Lifetime (US3) French Antique (US7) Oil Rubbed Bronze (US10B) Polished Nickel - Lifetime (US14) Satin Nickel (US15) Pewter (US15A) Flat Black (US19) Polished Chrome (US26) <b>Unlacquered Brass (US3NL)*</b>	<b>\$490.00</b>
Keyed with Euro Cylinder, Hub <i>BELOW</i> Handle (Schlage® Keyway standard, Weiser® Keyway optional, rekeyable)	1L1M51			
Non-Keyed Passage	1L1M52			
Non-Keyed Euro Style Thumbturn Inside	1L1M53			
Non-Keyed Fixed Handle Outside, Operating Handle Inside	1L1M54			
Dummy Pair	1L1M55			
			<b>*Unlacquered Brass (US3NL)</b> finish available for a \$50 List Price upcharge per item.	

## Handing Required

- Key codes may be specified. Fits standard door thickness of 1<sup>3</sup>/<sub>4</sub>". Specify if thicker.
- Set includes plates, handles and cylinders (where applicable). Multi Point lock mechanism is not included.

**Weiser® keyway not available with Euro cylinder.**



**Sandcast Bronze Arched**  
Euro Cylinder *Below* Handle  
3" x 17½" Keyed

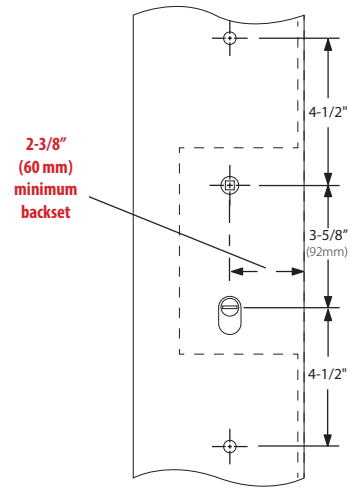
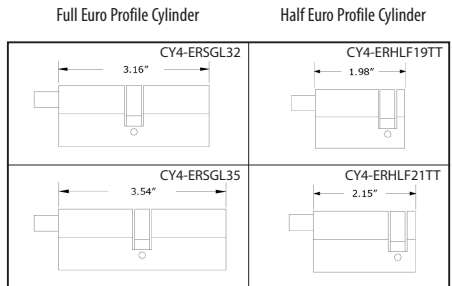

SANDCAST BRONZE PLATES, ARCHED STYLE	Product Code	Lever Style (LH/RH)	Finish	List Price
<b>Sets with 3" x 17.5" Plates</b>		<a href="#">See Page 11 for Sandcast Bronze Lever Options.</a>	Flat Black Bronze (FB) Medium Bronze (MB) Tumbled White Bronze (TWB)	<b>\$630.00</b>
Keyed with Euro Cylinder, Hub <b>BELOW</b> Handle (Schlage® Keyway standard, Weiser® Keyway optional, rekeyable)	1L1A51			
Non-Keyed Passage	1L1A52			
Non-Keyed Euro Style Thumbturn Inside	1L1A53			
Non-Keyed Fixed Handle Outside, Operating Handle Inside	1L1A54			
Dummy Pair	1L1A55			

**Handing Required**

- Key codes may be specified. Fits standard door thickness of 1¾". Specify if thicker.
- Set includes plates, handles and cylinders (where applicable). Multi Point lock mechanism is not included.

**Weiser® keyway not available with Euro cylinder.**

# LARGE MULTI POINT ENTRY SETS Specification Sheet for Components and Door Thickness



## Keyed Plates with Euro Profile Cylinder

Standard Door Thickness: from 1 5/8" to 2"
<ul style="list-style-type: none"> <li>• 3 5/32" (3.16") Euro Profile Cylinder</li> <li>• 4 1/2" Steel Spindle</li> <li>• 2" Rosette Screws</li> </ul>

Extended Door Thickness: Over 2" to 2 3/8"
<ul style="list-style-type: none"> <li>• 3 17/32" (3.54") Euro Profile Cylinder</li> <li>• 5" Steel Spindle</li> <li>• 2 1/2" &amp; 3" Screws</li> </ul>

## Non-Keyed Plates with Euro Profile Half Cylinder

Standard Door Thickness: from 1 5/8" to 2"
<ul style="list-style-type: none"> <li>• 1 3/32" (1.98") Euro Profile Cylinder</li> <li>• 4 1/2" Steel Spindle</li> <li>• 2" Rosette Screws</li> </ul>

Extended Door Thickness: Over 2" to 2 3/8"
<ul style="list-style-type: none"> <li>• 2 3/32" (2.15") Euro Profile Cylinder</li> <li>• 5" Steel Spindle</li> <li>• 2 1/2" &amp; 3" Screws</li> </ul>

## Non-Keyed Plates Includes non-keyed passage, fixed handle out/operating handle in, and dummy (uses screws only)

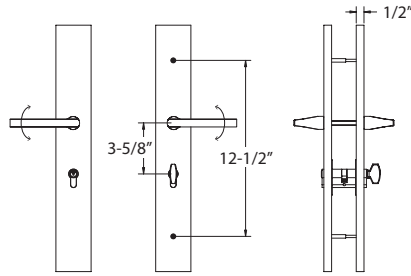
Standard Door Thickness: from 1 5/8" to 2"
<ul style="list-style-type: none"> <li>• 3 3/4" Steel Spindle (half-spindle for fixed handle out/operating handle in)</li> <li>• 2" Rosette Screws</li> <li>• 1 1/2" Rosette Screws for 1 5/8" thick door</li> </ul>

Extended Door Thickness: Over 2" to 2 3/8"
<ul style="list-style-type: none"> <li>• 4 1/2" Steel Spindle (half-spindle for fixed handle out/operating handle in)</li> <li>• 2 1/2" Rosette Screws</li> <li>• 2" Rosette Screws for 2" - 2 1/8" thick door</li> </ul>

Charge for Re-Keying - \$2.00 (NET) per cylinder
<ul style="list-style-type: none"> <li>• Keying to Code                             <ul style="list-style-type: none"> <li>- Order by indicating "Key Code XXXXX" next to applicable locks</li> </ul> </li> <li>• Keying Alike                             <ul style="list-style-type: none"> <li>- Order by indicating "Keyed Alike" next to applicable locks if only one keyed alike group is wanted</li> <li>- If ordering multiple groups (houses) indicate "Keyed Alike House #_" next to applicable locks</li> </ul> </li> </ul>

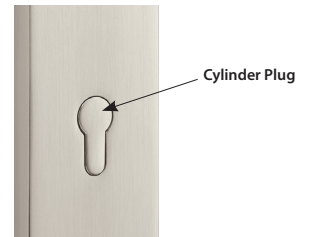
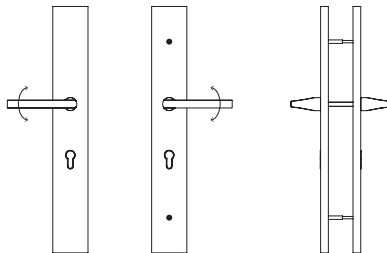
**Keyed with Euro Profile Cylinder** (for Active Door, Schlage® Keyway Standard, Rekeyable)

Euro Cylinder *Below* Handle



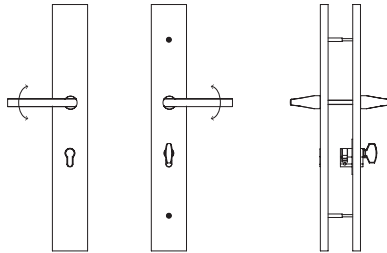
**Non-Keyed with Cylinder Plugs, Passage** (for Semi-Active Door)

Euro Cylinder *Below* Handle



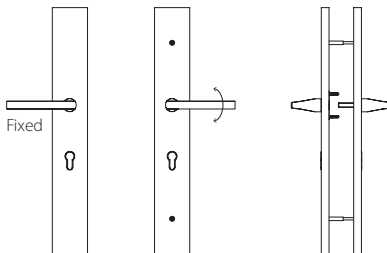
**Non-Keyed with Cylinder Plug, Euro Profile Style Thumbturn Inside** (for Active Door)

Euro Cylinder *Below* Handle



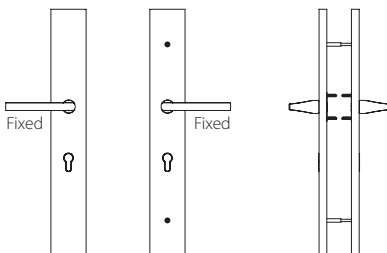
**Non-Keyed with Cylinder Plugs, Fixed Handle Outside, Operating Handle Inside** (for Semi-Active Door)

Euro Cylinder *Below* Handle



**Dummy Pair with Cylinder Plugs** (for Non-Active Door)

Euro Cylinder *Below* Handle



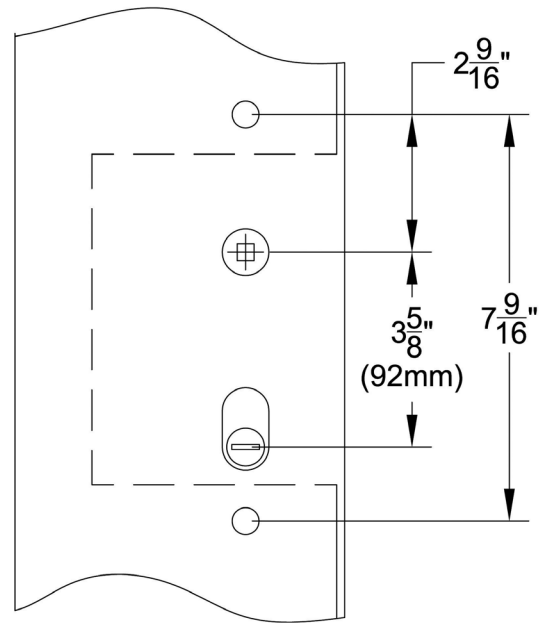
# DOOR CONFIGURATION

## #1

### American Cylinder Hub Below Handle 3<sup>5</sup>/<sub>8</sub>" Center-to-Center

ref. Atrium®, G-U®, KML by Andersen®, Andersen®  
Marvin Integrity®, Paddock Lockmaster™, Superior®

Each Multi Point Lock Trim now includes the Spring Assist function which returns the lever to the neutral position and eliminates sagging handles.



**Brass Concord**  
1<sup>1</sup>/<sub>2</sub>" x 11" Non-Keyed  
Rustic Levers



**Brass Concord**  
2" x 10<sup>1</sup>/<sub>2</sub>" Keyed  
Cortina Levers

BRASS PLATES, CONCORD STYLE	Product Code	Lever Style (LH/RH)	Finish	List Price
<b>Sets with 1<sup>1</sup>/<sub>2</sub>" x 11" Plates</b>		<i>See Page 10 for Brass Lever Options.</i>	Polished Brass - Lifetime (US3) French Antique (US7) Oil Rubbed Bronze (US10B) Satin Nickel (US15) Pewter (US15A) Flat Black (US19) Polished Chrome (US26) <b>Unlacquered Brass (US3NL)*</b>	<b>\$273.00</b>
Keyed with American Cylinder (Schlage® Keyway standard, Weiser® Keyway optional, rekeyable)	1171			
Non-Keyed Passage	1172			
Non-Keyed American Style Thumbturn Inside	1173			
Non-Keyed Fixed Handle Outside, Operating Handle Inside	1174			
Dummy Pair	1175			
<b>Sets with 2" x 10<sup>1</sup>/<sub>2</sub>" Plates</b>				
Keyed with American Cylinder (Schlage® Keyway standard, Weiser® Keyway optional, rekeyable)	1181			
Non-Keyed Passage	1182			
Non-Keyed American Style Thumbturn Inside	1183			
Non-Keyed Fixed Handle Outside, Operating Handle Inside	1184			
Dummy Pair	1185			

**\*Unlacquered Brass (US3NL)**  
finish available for a \$40 List Price  
upcharge per item.

#### Handing Required

- Key codes may be specified. Fits standard door thickness of 1<sup>3</sup>/<sub>4</sub>". Specify if thicker.
- Set includes plates, handles and cylinders (where applicable). Multi Point lock mechanism is not included.

#### Weiser®(WR5) Keyway

- Specify by adding "W" to the beginning of Product Code.
- No upcharge for cylinder substitution. Can be keyed into existing Weiser® system.



BRASS PLATES, MODERN STYLE	Product Code	Lever Style (LH/RH)	Finish	List Price
<b>Sets with 1 1/2" x 11" Plates</b>	11A1	<i>See Page 10 for Brass Lever Options.</i>	Satin Brass (US4) Oil Rubbed Bronze (US10B) Polished Nickel - Lifetime (US14) Satin Nickel (US15) Flat Black (US19) Polished Chrome (US26) <b>Unlacquered Brass (US3NL)*</b>	<b>\$273.00</b>
Keyed with American Cylinder (Schlage® Keyway standard, Weiser® Keyway optional, rekeyable)				
Non-Keyed Passage				
Non-Keyed American Style Thumbturn Inside				
Non-Keyed Fixed Handle Outside, Operating Handle Inside				
Dummy Pair	11A5			
<b>Sets with 2" x 10" Plates</b>	11B1		<b>*Unlacquered Brass (US3NL)</b> finish available for a \$40 List Price upcharge per item.	
Keyed with American Cylinder (Schlage® Keyway standard, Weiser® Keyway optional, rekeyable)				
Non-Keyed Passage				
Non-Keyed American Style Thumbturn Inside				
Non-Keyed Fixed Handle Outside, Operating Handle Inside				
Dummy Pair	11B5			



STAINLESS STEEL PLATES, MODERN STYLE	Product Code	Lever Style (LH/RH)	Finish	List Price
<b>Sets with 1 1/2" x 11" Plates</b>	11A1	<i>See Page 11 for Stainless Steel Lever Options.</i>	Brushed Stainless Steel (SS)	<b>\$273.00</b>
Keyed with American Cylinder (Schlage® Keyway standard, Weiser® Keyway optional, rekeyable)				
Non-Keyed Passage				
Non-Keyed American Style Thumbturn Inside				
Non-Keyed Fixed Handle Outside, Operating Handle Inside				
Dummy Pair	11A5			
<b>Sets with 2" x 10" Plates</b>	11B1			
Keyed with American Cylinder (Schlage® Keyway standard, Weiser® Keyway optional, rekeyable)				
Non-Keyed Passage				
Non-Keyed American Style Thumbturn Inside				
Non-Keyed Fixed Handle Outside, Operating Handle Inside				
Dummy Pair	11B5			

**Handing Required**

- Key codes may be specified. Fits standard door thickness of 1 3/4". Specify if thicker.
- Set includes plates, handles and cylinders (where applicable). Multi Point lock mechanism is not included.

**Weiser® (WR5) Keyway**

- Specify by adding "W" to the beginning of Product Code.
- No upcharge for cylinder substitution. Can be keyed into existing Weiser® system.


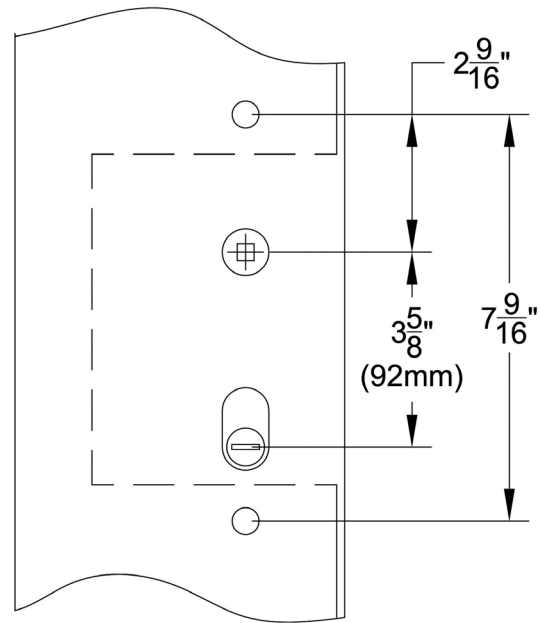
# DOOR CONFIGURATION

## #1

### American Cylinder Hub Below Handle 3<sup>5</sup>/<sub>8</sub>" Center-to-Center

ref. Atrium®, G-U®, KML by Andersen®, Andersen®  
Marvin Integrity®, Paddock Lockmaster™, Superior®

Each Multi Point Lock Trim now includes the Spring Assist function which returns the lever to the neutral position and eliminates sagging handles.



SANDCAST BRONZE PLATES, ARCHED STYLE	Product Code	Lever Style (LH/RH)	Finish	List Price
<b>Sets with 1 1/2" x 11" Plates</b>		<i>See Page 11 for Sandcast Bronze Lever Options.</i>	Flat Black Bronze (FB) Medium Bronze (MB) Tumbled White Bronze (TWB)	<b>\$304.00</b>
Keyed with American Cylinder (Schlage® Keyway standard, Weiser® Keyway optional, rekeyable)	1111			
Non-Keyed Passage	1112			
Non-Keyed American Style Thumbturn Inside	1113			
Non-Keyed Fixed Handle Outside, Operating Handle Inside	1114			
Dummy Pair	1115			
<b>Sets with 2" x 10" Plates</b>				
Keyed with American Cylinder (Schlage® Keyway standard, Weiser® Keyway optional, rekeyable)	1121			
Non-Keyed Passage	1122			
Non-Keyed American Style Thumbturn Inside	1123			
Non-Keyed Fixed Handle Outside, Operating Handle Inside	1124			
Dummy Pair	1125			

#### Handing Required

- Key codes may be specified. Fits standard door thickness of 1 3/4". Specify if thicker.
- Set includes plates, handles and cylinders (where applicable). Multi Point lock mechanism is not included.

#### Weiser®(WR5) Keyway

- Specify by adding "W" to the beginning of Product Code.
- No upcharge for cylinder substitution. Can be keyed into existing Weiser® system.



SANDCAST BRONZE PLATES, RECTANGULAR STYLE	Product Code	Lever Style (LH/RH)	Finish	List Price
<b>Sets with 1 1/2" x 11" Plates</b>		<i>See Page 11 for Sandcast Bronze Lever Options.</i>	Flat Black Bronze (FB) Medium Bronze (MB) Tumbled White Bronze (TWB)	<b>\$304.00</b>
Keyed with American Cylinder (Schlage® Keyway standard, Weiser® Keyway optional, rekeyable)	1151			
Non-Keyed Passage	1152			
Non-Keyed American Style Thumbturn Inside	1153			
Non-Keyed Fixed Handle Outside, Operating Handle Inside	1154			
Dummy Pair	1155			
<b>Sets with 2" x 10" Plates</b>				
Keyed with American Cylinder (Schlage® Keyway standard, Weiser® Keyway optional, rekeyable)	1161			
Non-Keyed Passage	1162			
Non-Keyed American Style Thumbturn Inside	1163			
Non-Keyed Fixed Handle Outside, Operating Handle Inside	1164			
Dummy Pair	1165			



LOST WAX CAST BRONZE PLATES, TUSCANY STYLE	Product Code	Lever Style (LH/RH)	Finish	List Price
<b>Sets with 1 1/2" x 11 1/8" Plates</b>		<i>See Page 11 for Lost Wax Cast Bronze Lever Options.</i>	Flat Black Bronze (FB) Medium Bronze (MB)	<b>\$304.00</b>
Keyed with American Cylinder (Schlage® Keyway standard, Weiser® Keyway optional, rekeyable)	1131			
Non-Keyed Passage	1132			
Non-Keyed American Style Thumbturn Inside	1133			
Non-Keyed Fixed Handle Outside, Operating Handle Inside	1134			
Dummy Pair	1135			
<b>Sets with 2" x 10 1/2" Plates</b>				
Keyed with American Cylinder (Schlage® Keyway standard, Weiser® Keyway optional, rekeyable)	1141			
Non-Keyed Passage	1142			
Non-Keyed American Style Thumbturn Inside	1143			
Non-Keyed Fixed Handle Outside, Operating Handle Inside	1144			
Dummy Pair	1145			

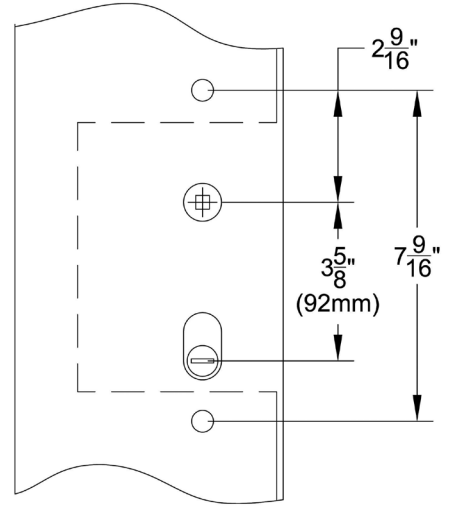

**Handing Required**

- Key codes may be specified. Fits standard door thickness of 1 3/4". Specify if thicker.
- Set includes plates, handles and cylinders (where applicable). Multi Point lock mechanism is not included.

**Weiser® (WR5) Keyway**

- Specify by adding "W" to the beginning of Product Code.
- No upcharge for cylinder substitution. Can be keyed into existing Weiser® system.

## Door Configuration # 1 American Cylinder Below Handle 3 5/8" Center-to-Center



### Keyed Plates with American Cylinder Includes non-keyed thumbturn inside

Standard Door Thickness: from 1 5/8" to 2"	Extended Door Thickness: Over 2" to 2 3/4"
<p>Standard Components:</p> <ul style="list-style-type: none"> <li>• Single Cylinder Tailpiece</li> <li>• 3 3/4" Steel Spindle</li> <li>• 2" Rosette Screws</li> <li>• 1 1/2" Rosette Screws for 1 5/8" thick door</li> </ul>	<p>Extended Components:</p> <ul style="list-style-type: none"> <li>• Long Single Cylinder Tailpiece</li> <li>• 4 1/2" Steel Spindle</li> <li>• 2 1/2" Rosette Screws</li> <li>• 2" Rosette Screws for 2" - 2 1/8" thick door</li> </ul>

### Non-Keyed Plates Includes non-keyed passage, fixed handle out/operating handle in, and dummy (uses screws only)

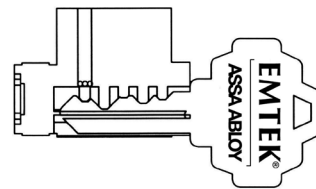
Standard Door Thickness: from 1 5/8" to 2"	Extended Door Thickness: Over 2" to 2 3/4"
<p>Standard Components:</p> <ul style="list-style-type: none"> <li>• Thumbturn Tailpiece</li> <li>• 3 3/4" Steel Spindle (half-spindle for fixed handle out/operating handle in)</li> <li>• 2" Rosette Screws</li> <li>• 1 1/2" Rosette Screws for 1 5/8" thick door</li> </ul>	<p>Extended Components:</p> <ul style="list-style-type: none"> <li>• Long Thumbturn Tailpiece</li> <li>• 4 1/2" Steel Spindle (half-spindle for fixed handle out/operating handle in)</li> <li>• 2 1/2" Rosette Screws</li> <li>• 2" Rosette Screws for 2" - 2 1/8" thick door</li> </ul>

### Charge for Re-Keying - \$2.00 (NET) per cylinder

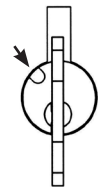
- Keying to Code
  - Order by indicating "Key Code XXXXX" next to applicable locks
- Keying Alike
  - Order by indicating "Keyed Alike" next to applicable locks if only one keyed alike group is wanted
  - If ordering multiple groups (houses) indicate "Keyed Alike House #\_" next to applicable locks

### Charge for Construction Keying - \$3.00 (NET) per cylinder

- Locks that are both construction keyed and keyed alike in a house group will be charged a total of \$5.00 (NET) per cylinder
- Lost ball system
- Last four pin locations drilled for lost ball application
- Master key pins used for code variability
- Construction keys and owner keys sent separately
- Order by indicating "Construction Keyed, House #\_" next to applicable locks



Construction devices used on one or more of last four positions



Dimples drilled in plug in this position

Set includes plates, handles and cylinders (where applicable). Multi Point lock mechanism is not included.

Atrium®, G-U®, KML by Andersen®, Andersen®, Marvin Integrity®, Paddock Lockmaster™, Superior®

<b>Keyed with American Cylinder</b> (for Active Door, Schlage® Keyway Standard, Weiser® Keyway Optional, Rekeyable)	
<p>Product Codes 1111, 1131, 1151, 1171, 11A1</p>	<p>Product Codes 1121, 1141, 1161, 1181, 11B1</p>
<b>Non-Keyed, Passage</b> (for Semi-Active Door)	
<p>Product Codes 1112, 1132, 1152, 1172, 11A2</p>	<p>Product Codes 1122, 1142, 1162, 1182, 11B2</p>
<b>Non-Keyed, American Style Thumbturn Inside</b> (for Active Door)	
<p>Product Codes 1113, 1133, 1153, 1173, 11A3</p>	<p>Product Codes 1123, 1143, 1163, 1183, 11B3</p>
<b>Non-Keyed, Fixed Handle Outside, Operating Handle Inside</b> (for Semi-Active Door)	
<p>Plates, Product Codes 1114, 1134, 1154, 1174, 11A4</p>	<p>Product Codes 1124, 1144, 1164, 1184, 11B4</p>
<b>Dummy Pair</b> (for Non-Active Door)	
<p>Plates, Product Codes 1115, 1135, 1155, 1175, 11A5</p>	<p>Product Codes 1125, 1145, 1165, 1185, 11B5</p>

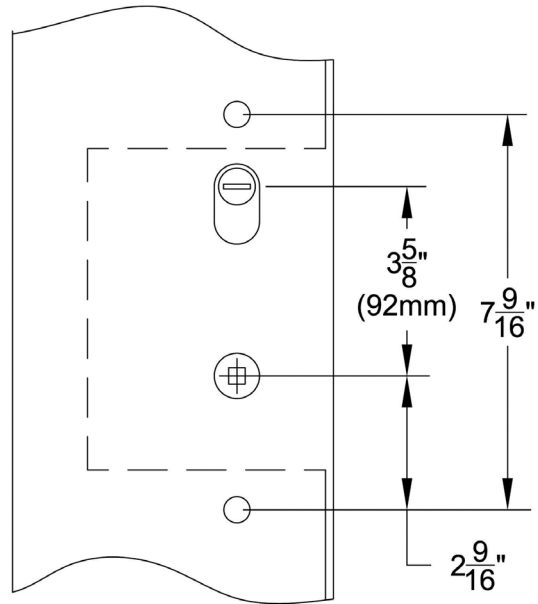
# DOOR CONFIGURATION

## #2

### American Cylinder Hub Above Handle 3<sup>5</sup>/<sub>8</sub>" Center-to-Center

ref. BiltBest®, G-U®, Hurd® (Energy Saver), Andersen®

Each Multi Point Lock Trim now includes the Spring Assist function which returns the lever to the neutral position and eliminates sagging handles.



**Brass Concord**  
1 1/2" x 11" Non-Keyed  
Turino Levers



**Brass Concord**  
2" x 10 1/2" Non-Keyed  
Santa Fe Levers

BRASS PLATES, CONCORD STYLE	Product Code	Lever Style (LH/RH)	Finish	List Price
<b>Sets with 1 1/2" x 11" Plates</b>		<i>See Page 10 for Brass Lever Options.</i>	Polished Brass - Lifetime (US3) French Antique (US7) Oil Rubbed Bronze (US10B) Satin Nickel (US15) Pewter (US15A) Flat Black (US19) Polished Chrome (US26) <b>Unlacquered Brass (US3NL)*</b>	<b>\$273.00</b>
Keyed with American Cylinder (Schlage® Keyway standard, Weiser® Keyway optional, rekeyable)	1271			
Non-Keyed Passage	1272			
Non-Keyed American Style Thumbturn Inside	1273			
Non-Keyed Fixed Handle Outside, Operating Handle Inside	1274			
Dummy Pair	1275			
<b>Sets with 2" x 10 1/2" Plates</b>				
Keyed with American Cylinder (Schlage® Keyway standard, Weiser® Keyway optional, rekeyable)	1281			
Non-Keyed Passage	1282			
Non-Keyed American Style Thumbturn Inside	1283			
Non-Keyed Fixed Handle Outside, Operating Handle Inside	1284			
Dummy Pair	1285			

**\*Unlacquered Brass (US3NL)**  
finish available for a \$40 List Price  
upcharge per item.

#### Handing Required

- Key codes may be specified. Fits standard door thickness of 1 3/4". Specify if thicker.
- Set includes plates, handles and cylinders (where applicable). Multi Point lock mechanism is not included.

#### Weiser®(WR5) Keyway

- Specify by adding "W" to the beginning of Product Code.
- No upcharge for cylinder substitution. Can be keyed into existing Weiser® system.



**Brass Modern**  
1 1/2" x 11" Non-Keyed  
Helios Levers



**Brass Modern**  
2" x 10" Non-Keyed  
Hercules Levers

BRASS PLATES, MODERN STYLE	Product Code	Lever Style (LH/RH)	Finish	List Price
<b>Sets with 1 1/2" x 11" Plates</b>		<i>See Page 10 for Brass Lever Options.</i>	Satin Brass (US4) Oil Rubbed Bronze (US10B) Polished Nickel - Lifetime (US14) Satin Nickel (US15) Flat Black (US19) Polished Chrome (US26) <b>Unlacquered Brass (US3NL)*</b>	<b>\$273.00</b>
Keyed with American Cylinder (Schlage® Keyway standard, Weiser® Keyway optional, rekeyable)	12A1			
Non-Keyed Passage	12A2			
Non-Keyed American Style Thumbturn Inside	12A3			
Non-Keyed Fixed Handle Outside, Operating Handle Inside	12A4			
Dummy Pair	12A5			
<b>Sets with 2" x 10" Plates</b>				
Keyed with American Cylinder (Schlage® Keyway standard, Weiser® Keyway optional, rekeyable)	12B1			
Non-Keyed Passage	12B2			
Non-Keyed American Style Thumbturn Inside	12B3			
Non-Keyed Fixed Handle Outside, Operating Handle Inside	12B4			
Dummy Pair	12B5			

**\*Unlacquered Brass (US3NL)**  
finish available for a \$40 List Price  
upcharge per item.



**Stainless Steel**  
1 1/2" x 11" Keyed  
Poseidon Levers



**Stainless Steel**  
2" x 10" Non-Keyed  
Hermes Levers

STAINLESS STEEL PLATES, MODERN STYLE	Product Code	Lever Style (LH/RH)	Finish	List Price
<b>Sets with 1 1/2" x 11" Plates</b>		<i>See Page 11 for Stainless Steel Lever Options.</i>	Brushed Stainless Steel (SS)	<b>\$273.00</b>
Keyed with American Cylinder (Schlage® Keyway standard, Weiser® Keyway optional, rekeyable)	12A1			
Non-Keyed Passage	12A2			
Non-Keyed American Style Thumbturn Inside	12A3			
Non-Keyed Fixed Handle Outside, Operating Handle Inside	12A4			
Dummy Pair	12A5			
<b>Sets with 2" x 10" Plates</b>				
Keyed with American Cylinder (Schlage® Keyway standard, Weiser® Keyway optional, rekeyable)	12B1			
Non-Keyed Passage	12B2			
Non-Keyed American Style Thumbturn Inside	12B3			
Non-Keyed Fixed Handle Outside, Operating Handle Inside	12B4			
Dummy Pair	12B5			

**Handing Required**

- Key codes may be specified. Fits standard door thickness of 1 3/4". Specify if thicker.
- Set includes plates, handles and cylinders (where applicable). Multi Point lock mechanism is not included.

**Weiser® (WR5) Keyway**

- Specify by adding "W" to the beginning of Product Code.
- No upcharge for cylinder substitution. Can be keyed into existing Weiser® system.

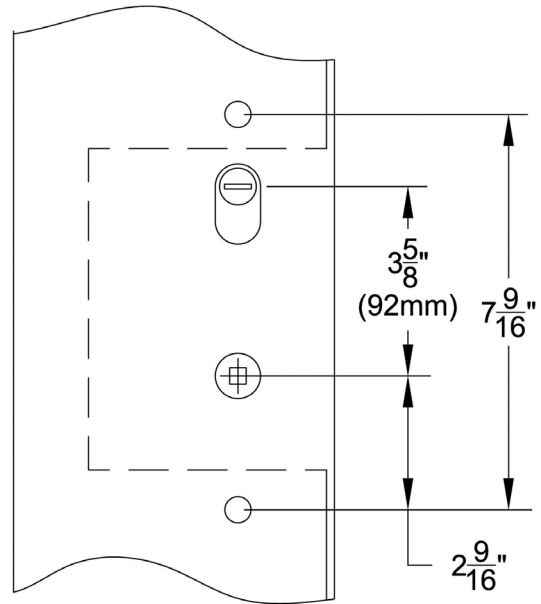
# DOOR CONFIGURATION

## #2

### American Cylinder Hub Above Handle 3<sup>5</sup>/<sub>8</sub>" Center-to-Center

ref. BiltBest®, G-U®, Hurd® (Energy Saver), Andersen®

Each Multi Point Lock Trim now includes the Spring Assist function which returns the lever to the neutral position and eliminates sagging handles.



**Sandcast Arched**  
1<sup>1</sup>/<sub>2</sub>" x 11" Keyed  
Durango Levers



**Sandcast Arched**  
2" x 10" Keyed  
Teton Levers

SANDCAST BRONZE PLATES, ARCHED STYLE	Product Code	Lever Style (LH/RH)	Finish	List Price
<b>Sets with 1<sup>1</sup>/<sub>2</sub>" x 11" Plates</b>		<i>See Page 11 for Sandcast Bronze Lever Options.</i>	Flat Black Bronze (FB) Medium Bronze (MB) Tumbled White Bronze (TWB)	<b>\$304.00</b>
Keyed with American Cylinder (Schlage® Keyway standard, Weiser® Keyway optional, rekeyable)	1211			
Non-Keyed Passage	1212			
Non-Keyed American Style Thumbturn Inside	1213			
Non-Keyed Fixed Handle Outside, Operating Handle Inside	1214			
Dummy Pair	1215			
<b>Sets with 2" x 10" Plates</b>				
Keyed with American Cylinder (Schlage® Keyway standard, Weiser® Keyway optional, rekeyable)	1221			
Non-Keyed Passage	1222			
Non-Keyed American Style Thumbturn Inside	1223			
Non-Keyed Fixed Handle Outside, Operating Handle Inside	1224			
Dummy Pair	1225			

#### Handing Required

- Key codes may be specified. Fits standard door thickness of 1<sup>3</sup>/<sub>4</sub>". Specify if thicker.
- Set includes plates, handles and cylinders (where applicable). Multi Point lock mechanism is not included.

#### Weiser®(WR5) Keyway

- Specify by adding "W" to the beginning of Product Code.
- No upcharge for cylinder substitution. Can be keyed into existing Weiser® system.



**Sandcast Rectangular**  
1 1/2" x 11" Keyed  
Lariat Levers



**Sandcast Rectangular**  
2" x 10" Keyed  
Montrose Levers

SANDCAST BRONZE PLATES, RECTANGULAR STYLE	Product Code	Lever Style (LH/RH)	Finish	List Price
<b>Sets with 1 1/2" x 11" Plates</b>		<i>See Page 11 for Sandcast Bronze Lever Options.</i>	Flat Black Bronze (FB) Medium Bronze (MB) Tumbled White Bronze (TWB)	<b>\$304.00</b>
Keyed with American Cylinder (Schlage® Keyway standard, Weiser® Keyway optional, rekeyable)	1251			
Non-Keyed Passage	1252			
Non-Keyed American Style Thumbturn Inside	1253			
Non-Keyed Fixed Handle Outside, Operating Handle Inside	1254			
Dummy Pair	1255			
<b>Sets with 2" x 10" Plates</b>				
Keyed with American Cylinder (Schlage® Keyway standard, Weiser® Keyway optional, rekeyable)	1261			
Non-Keyed Passage	1262			
Non-Keyed American Style Thumbturn Inside	1263			
Non-Keyed Fixed Handle Outside, Operating Handle Inside	1264			
Dummy Pair	1265			



**Bronze Tuscany**  
1 1/2" x 11 1/8" Non-Keyed  
Napoli Levers



**Bronze Tuscany**  
2" x 10 1/2" Non-Keyed  
Padua Levers

LOST WAX CAST BRONZE PLATES, TUSCANY STYLE	Product Code	Lever Style (LH/RH)	Finish	List Price
<b>Sets with 1 1/2" x 11 1/8" Plates</b>		<i>See Page 11 for Lost Wax Cast Bronze Lever Options.</i>	Flat Black Bronze (FB) Medium Bronze (MB)	<b>\$304.00</b>
Keyed with American Cylinder (Schlage® Keyway standard, Weiser® Keyway optional, rekeyable)	1231			
Non-Keyed Passage	1232			
Non-Keyed American Style Thumbturn Inside	1233			
Non-Keyed Fixed Handle Outside, Operating Handle Inside	1234			
Dummy Pair	1235			
<b>Sets with 2" x 10 1/2" Plates</b>				
Keyed with American Cylinder (Schlage® Keyway standard, Weiser® Keyway optional, rekeyable)	1241			
Non-Keyed Passage	1242			
Non-Keyed American Style Thumbturn Inside	1243			
Non-Keyed Fixed Handle Outside, Operating Handle Inside	1244			
Dummy Pair	1245			

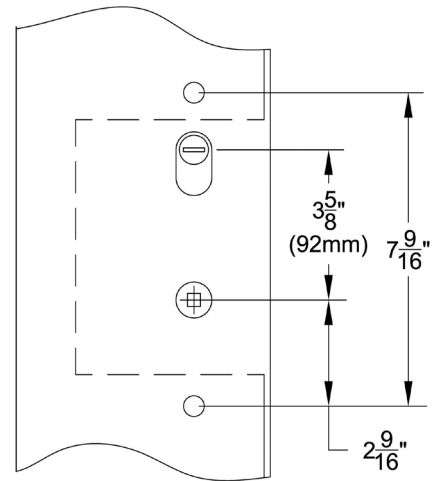

**Handing Required**

- Key codes may be specified. Fits standard door thickness of 1 3/4". Specify if thicker.
- Set includes plates, handles and cylinders (where applicable). Multi Point lock mechanism is not included.

**Weiser® (WR5) Keyway**

- Specify by adding "W" to the beginning of Product Code.
- No upcharge for cylinder substitution. Can be keyed into existing Weiser® system.

## Door Configuration #2 American Cylinder Above Handle 3 5/8" Center-to-Center



**Keyed Plates with American Cylinder** Includes non-keyed thumbturn inside

Standard Door Thickness: from 1 5/8" to 2"	Extended Door Thickness: Over 2" to 2 3/4"
<p>Standard Components:</p> <ul style="list-style-type: none"> <li>• Single Cylinder Tailpiece</li> <li>• 3 3/4" Steel Spindle</li> <li>• 2" Rosette Screws</li> <li>• 1 1/2" Rosette Screws for 1 5/8" thick door</li> </ul>	<p>Extended Components:</p> <ul style="list-style-type: none"> <li>• Long Single Cylinder Tailpiece</li> <li>• 4 1/2" Steel Spindle</li> <li>• 2 1/2" Rosette Screws</li> <li>• 2" Rosette Screws for 2" - 2 1/8" thick door</li> </ul>

**Non-Keyed Plates** Includes non-keyed passage, fixed handle out/operating handle in, and dummy (uses screws only)

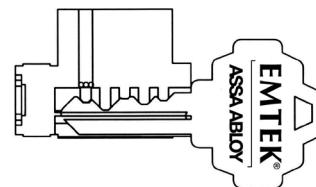
Standard Door Thickness: from 1 5/8" to 2"	Extended Door Thickness: Over 2" to 2 3/4"
<p>Standard Components:</p> <ul style="list-style-type: none"> <li>• Thumbturn Tailpiece</li> <li>• 3 3/4" Steel Spindle (half-spindle for fixed handle out/operating handle in)</li> <li>• 2" Rosette Screws</li> <li>• 1 1/2" Rosette Screws for 1 5/8" thick door</li> </ul>	<p>Extended Components:</p> <ul style="list-style-type: none"> <li>• Long Thumbturn Tailpiece</li> <li>• 4 1/2" Steel Spindle (half-spindle for fixed handle out/operating handle in)</li> <li>• 2 1/2" Rosette Screws</li> <li>• 2" Rosette Screws for 2" - 2 1/8" thick door</li> </ul>

### Charge for Re-Keying - \$2.00 (NET) per cylinder

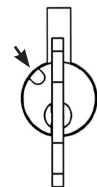
- Keying to Code
  - Order by indicating "Key Code XXXXX" next to applicable locks
- Keying Alike
  - Order by indicating "Keyed Alike" next to applicable locks if only one keyed alike group is wanted
  - If ordering multiple groups (houses) indicate "Keyed Alike House #\_" next to applicable locks

### Charge for Construction Keying - \$3.00 (NET) per cylinder

- Locks that are both construction keyed and keyed alike in a house group will be charged a total of \$5.00 (NET) per cylinder
- Lost ball system
- Last four pin locations drilled for lost ball application
- Master key pins used for code variability
- Construction keys and owner keys sent separately
- Order by indicating "Construction Keyed, House #\_" next to applicable locks



Construction devices used on one or more of last four positions



Dimples drilled in plug in this position

Set includes plates, handles and cylinders (where applicable). Multi Point lock mechanism is not included.

BiltBest®, G-U®, Hurd® (Energy Saver), Andersen®

<b>Keyed with American Cylinder</b> (for Active Door, Schlage® Keyway Standard, Weiser® Keyway Optional, Rekeyable)	
Product Codes <b>1211, 1231, 1251, 1271, 12A1</b> 	Product Codes <b>1221, 1241, 1261, 1281, 12B1</b> 
<b>Non-Keyed, Passage</b> (for Semi-Active Door)	
Product Codes <b>1212, 1232, 1252, 1272, 12A2</b> 	Product Codes <b>1222, 1242, 1262, 1282, 12B2</b> 
<b>Non-Keyed, American Style Thumbturn Inside</b> (for Active Door)	
Product Codes <b>1213, 1233, 1253, 1273, 12A3</b> 	Product Codes <b>1223, 1243, 1263, 1283, 12B3</b> 
<b>Non-Keyed, Fixed Handle Outside, Operating Handle Inside</b> (for Semi-Active Door)	
Product Codes <b>1214, 1234, 1254, 1274, 12A4</b> Fixed 	Product Codes <b>1224, 1244, 1264, 1284, 12B4</b> Fixed 
<b>Dummy Pair</b> (for Non-Active Door)	
Product Codes <b>1215, 1235, 1255, 1275, 12A5</b> Fixed 	Product Codes <b>1225, 1245, 1265, 1285, 12B5</b> Fixed 

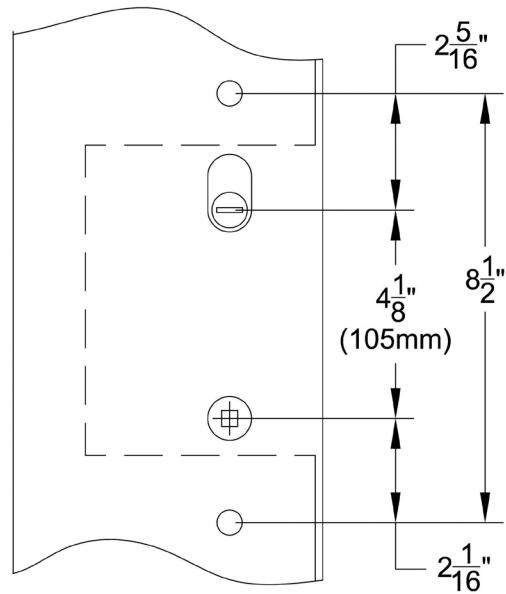
# DOOR CONFIGURATION

## #3

### American Cylinder Hub Above Handle 4 1/8" Center-to-Center

ref. Andersen®

Each Multi Point Lock Trim now includes the Spring Assist function which returns the lever to the neutral position and eliminates sagging handles.



**Brass Concord**  
1 1/2" x 11" Keyed  
Wembley Levers



**Brass Concord**  
2" x 10 1/2" Non-Keyed  
Rope Levers

BRASS PLATES, CONCORD STYLE	Product Code	Lever Style (LH/RH)	Finish	List Price
<b>Sets with 1 1/2" x 11" Plates</b>		<i>See Page 10 for Brass Lever Options.</i>	Polished Brass - Lifetime (US3) French Antique (US7) Oil Rubbed Bronze (US10B) Satin Nickel (US15) Pewter (US15A) Flat Black (US19) Polished Chrome (US26) <b>Unlacquered Brass (US3NL)*</b>	<b>\$273.00</b>
Keyed with American Cylinder (Schlage® Keyway standard, Weiser® Keyway optional, Rekeyable)	1371			
Non-Keyed Passage	1372			
Non-Keyed American Style Thumbturn Inside	1373			
Non-Keyed Fixed Handle Outside, Operating Handle Inside	1374			
Dummy Pair	1375			
<b>Sets with 2" x 10 1/2" Plates</b>				
Keyed with American Cylinder (Schlage® Keyway standard, Weiser® Keyway optional, Rekeyable)	1381			
Non-Keyed Passage	1382			
Non-Keyed American Style Thumbturn Inside	1383			
Non-Keyed Fixed Handle Outside, Operating Handle Inside	1384			
Dummy Pair	1385			

**\*Unlacquered Brass (US3NL)**  
finish available for a \$40 List Price  
upcharge per item.

#### Handing Required

- Key codes may be specified. Fits standard door thickness of 1 3/4". Specify if thicker.
- Set includes plates, handles and cylinders (where applicable). Multi Point lock mechanism is not included.

#### Weiser®(WR5) Keyway

- Specify by adding "W" to the beginning of Product Code.
- No upcharge for cylinder substitution. Can be keyed into existing Weiser® system.



BRASS PLATES, MODERN STYLE	Product Code	Lever Style (LH/RH)	Finish	List Price
<b>Sets with 1 1/2" x 11" Plates</b>		<i>See Page 10 for Brass Lever Options.</i>	Satin Brass (US4) Oil Rubbed Bronze (US10B) Polished Nickel - Lifetime (US14) Satin Nickel (US15) Flat Black (US19) Polished Chrome (US26) <b>Unlacquered Brass (US3NL)*</b>	<b>\$273.00</b>
Keyed with American Cylinder (Schlage® Keyway standard, Weiser® Keyway optional, Rekeyable)	13A1			
Non-Keyed Passage	13A2			
Non-Keyed American Style Thumbturn Inside	13A3			
Non-Keyed Fixed Handle Outside, Operating Handle Inside	13A4			
Dummy Pair	13A5			
<b>Sets with 2" x 10" Plates</b>				
Keyed with American Cylinder (Schlage® Keyway standard, Weiser® Keyway optional, Rekeyable)	13B1			
Non-Keyed Passage	13B2			
Non-Keyed American Style Thumbturn Inside	13B3			
Non-Keyed Fixed Handle Outside, Operating Handle Inside	13B4			
Dummy Pair	13B5			

**\*Unlacquered Brass (US3NL)**  
finish available for a \$40 List Price upcharge per item.



STAINLESS STEEL PLATES, MODERN STYLE	Product Code	Lever Style (LH/RH)	Finish	List Price
<b>Sets with 1 1/2" x 11" Plates</b>		<i>See Page 11 for Stainless Steel Lever Options.</i>	Brushed Stainless Steel (SS)	<b>\$273.00</b>
Keyed with American Cylinder (Schlage® Keyway standard, Weiser® Keyway optional, Rekeyable)	13A1			
Non-Keyed Passage	13A2			
Non-Keyed American Style Thumbturn Inside	13A3			
Non-Keyed Fixed Handle Outside, Operating Handle Inside	13A4			
Dummy Pair	13A5			
<b>Sets with 2" x 10" Plates</b>				
Keyed with American Cylinder (Schlage® Keyway standard, Weiser® Keyway optional, Rekeyable)	13B1			
Non-Keyed Passage	13B2			
Non-Keyed American Style Thumbturn Inside	13B3			
Non-Keyed Fixed Handle Outside, Operating Handle Inside	13B4			
Dummy Pair	13B5			

**Handing Required**

- Key codes may be specified. Fits standard door thickness of 1 3/4". Specify if thicker.
- Set includes plates, handles and cylinders (where applicable). Multi Point lock mechanism is not included.

**Weiser® (WR5) Keyway**

- Specify by adding "W" to the beginning of Product Code.
- No upcharge for cylinder substitution. Can be keyed into existing Weiser® system.

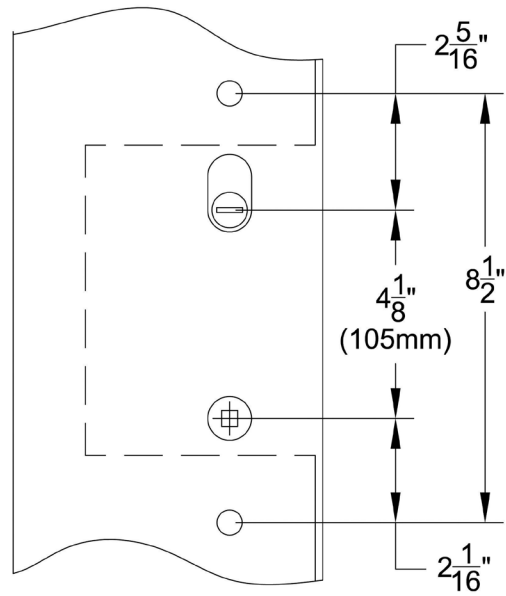
# DOOR CONFIGURATION

## #3

### American Cylinder Hub Above Handle 4 1/8" Center-to-Center

ref. Andersen®

Each Multi Point Lock Trim now includes the Spring Assist function which returns the lever to the neutral position and eliminates sagging handles.



**Sandcast Arched**  
1 1/2" x 11" Keyed  
Durango Levers



**Sandcast Arched**  
2" x 10" Non-Keyed  
Cody Levers

SANDCAST BRONZE PLATES, ARCHED STYLE	Product Code	Lever Style (LH/RH)	Finish	List Price
<b>Sets with 1 1/2" x 11" Plates</b>		<i>See Page 11 for Sandcast Bronze Lever Options.</i>	Flat Black Bronze (FB) Medium Bronze (MB) Tumbled White Bronze (TWB)	<b>\$304.00</b>
Keyed with American Cylinder (Schlage® Keyway standard, Weiser® Keyway optional, Rekeyable)	1311			
Non-Keyed Passage	1312			
Non-Keyed American Style Thumbturn Inside	1313			
Non-Keyed Fixed Handle Outside, Operating Handle Inside	1314			
Dummy Pair	1315			
<b>Sets with 2" x 10" Plates</b>				
Keyed with American Cylinder (Schlage® Keyway standard, Weiser® Keyway optional, Rekeyable)	1321			
Non-Keyed Passage	1322			
Non-Keyed American Style Thumbturn Inside	1323			
Non-Keyed Fixed Handle Outside, Operating Handle Inside	1324			
Dummy Pair	1325			

#### Handing Required

- Key codes may be specified. Fits standard door thickness of 1 3/4". Specify if thicker.
- Set includes plates, handles and cylinders (where applicable). Multi Point lock mechanism is not included.

#### Weiser®(WR5) Keyway

- Specify by adding "W" to the beginning of Product Code.
- No upcharge for cylinder substitution. Can be keyed into existing Weiser® system.



SANDBLAST BRONZE PLATES, RECTANGULAR STYLE	Product Code	Lever Style (LH/RH)	Finish	List Price
<b>Sets with 1 1/2" x 11" Plates</b>		<i>See Page 11 for Sandblast Bronze Lever Options.</i>	Flat Black Bronze (FB) Medium Bronze (MB) Tumbled White Bronze (TWB)	<b>\$304.00</b>
Keyed with American Cylinder (Schlage® Keyway standard, Weiser® Keyway optional, Rekeyable)	1351			
Non-Keyed Passage	1352			
Non-Keyed American Style Thumbturn Inside	1353			
Non-Keyed Fixed Handle Outside, Operating Handle Inside	1354			
Dummy Pair	1355			
<b>Sets with 2" x 10" Plates</b>				
Keyed with American Cylinder (Schlage® Keyway standard, Weiser® Keyway optional, Rekeyable)	1361			
Non-Keyed Passage	1362			
Non-Keyed American Style Thumbturn Inside	1363			
Non-Keyed Fixed Handle Outside, Operating Handle Inside	1364			
Dummy Pair	1365			



LOST WAX CAST BRONZE PLATES, TUSCANY STYLE	Product Code	Lever Style (LH/RH)	Finish	List Price
<b>Sets with 1 1/2" x 11 1/8" Plates</b>		<i>See Page 11 for Lost Wax Cast Bronze Lever Options.</i>	Flat Black Bronze (FB) Medium Bronze (MB)	<b>\$304.00</b>
Keyed with American Cylinder (Schlage® Keyway standard, Weiser® Keyway optional, Rekeyable)	1331			
Non-Keyed Passage	1332			
Non-Keyed American Style Thumbturn Inside	1333			
Non-Keyed Fixed Handle Outside, Operating Handle Inside	1334			
Dummy Pair	1335			
<b>Sets with 2" x 10 1/2" Plates</b>				
Keyed with American Cylinder (Schlage® Keyway standard, Weiser® Keyway optional, Rekeyable)	1341			
Non-Keyed Passage	1342			
Non-Keyed American Style Thumbturn Inside	1343			
Non-Keyed Fixed Handle Outside, Operating Handle Inside	1344			
Dummy Pair	1345			

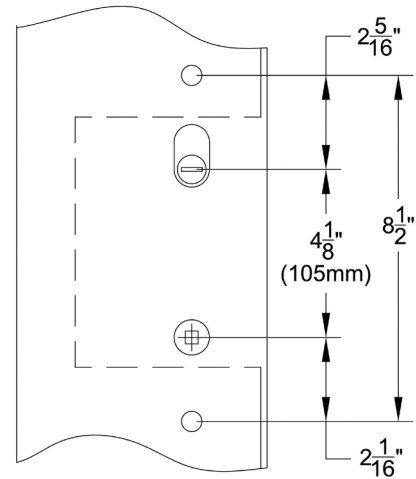

**Handing Required**

- Key codes may be specified. Fits standard door thickness of 1 3/4". Specify if thicker.
- Set includes plates, handles and cylinders (where applicable). Multi Point lock mechanism is not included.

**Weiser® (WR5) Keyway**

- Specify by adding "W" to the beginning of Product Code.
- No upcharge for cylinder substitution. Can be keyed into existing Weiser® system.

## Door Configuration #3 American Cylinder Above Handle 4 1/8" Center-to-Center



### Keyed Plates with American Cylinder Includes non-keyed thumbturn inside

Standard Door Thickness: from 1 5/8" to 2"	Extended Door Thickness: Over 2" to 2 3/4"
<p>Standard Components:</p> <ul style="list-style-type: none"> <li>• Single Cylinder Tailpiece</li> <li>• 3 3/4" Steel Spindle</li> <li>• 2" Rosette Screws</li> <li>• 1 1/2" Rosette Screws for 1 5/8" thick door</li> </ul>	<p>Extended Components:</p> <ul style="list-style-type: none"> <li>• Single Cylinder Tailpiece</li> <li>• 4 1/2" Steel Spindle</li> <li>• 2 1/2" Rosette Screws</li> <li>• 2" Rosette Screws for 2" - 2 1/8" thick door</li> </ul>

### Non-Keyed Plates Includes non-keyed passage, fixed handle out/operating handle in, and dummy (uses screws only)

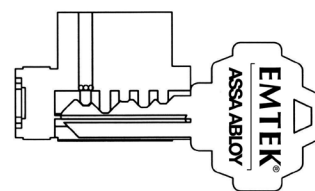
Standard Door Thickness: from 1 5/8" to 2"	Extended Door Thickness: Over 2" to 2 3/4"
<p>Standard Components:</p> <ul style="list-style-type: none"> <li>• Configuration #3 Thumbturn Tailpiece</li> <li>• 3 3/4" Steel Spindle (half-spindle for fixed handle out/operating handle in)</li> <li>• 2" Rosette Screws</li> <li>• 1 1/2" Rosette Screws for 1 5/8" thick door</li> </ul>	<p>Extended Components:</p> <ul style="list-style-type: none"> <li>• Configuration #3 Thumbturn Tailpiece</li> <li>• 4 1/2" Steel Spindle (half-spindle for fixed handle out/operating handle in)</li> <li>• 2 1/2" Rosette Screws</li> <li>• 2" Rosette Screws for 2" - 2 1/8" thick door</li> </ul>

### Charge for Re-Keying - \$2.00 (NET) per cylinder

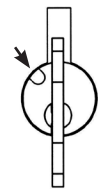
- Keying to Code
  - Order by indicating "**Key Code XXXXX**" next to applicable locks
- Keying Alike
  - Order by indicating "**Keyed Alike**" next to applicable locks if only one keyed alike group is wanted
  - If ordering multiple groups (houses) indicate "**Keyed Alike House #\_**" next to applicable locks

### Charge for Construction Keying - \$3.00 (NET) per cylinder

- Locks that are both construction keyed and keyed alike in a house group will be charged a total of **\$5.00 (NET) per cylinder**
- Lost ball system
- Last four pin locations drilled for lost ball application
- Master key pins used for code variability
- Construction keys and owner keys sent separately
- Order by indicating "**Construction Keyed, House #\_**" next to applicable locks



Construction devices used on one or more of last four positions



Dimples drilled in plug in this position

Set includes plates, handles and cylinders (where applicable). Multi Point lock mechanism is not included.  
Andersen®

<b>Keyed with American Cylinder</b> (for Active Door, Schlage® Keyway Standard, Weiser® Keyway Optional, Rekeyable)	
Product Codes <b>1311, 1331, 1351, 1371, 13A1</b> 	Product Codes <b>1321, 1341, 1361, 1381, 13B1</b> 
<b>Non-Keyed, Passage</b> (for Semi-Active Door)	
Product Codes <b>1312, 1332, 1352, 1372, 13A2</b> 	Product Codes <b>1322, 1342, 1362, 1382, 13B2</b> 
<b>Non-Keyed, American Style Thumbturn Inside</b> (for Active Door)	
Product Codes <b>1313, 1333, 1353, 1373, 13A3</b> 	Product Codes <b>1323, 1343, 1363, 1383, 13B3</b> 
<b>Non-Keyed, Fixed Handle Outside, Operating Handle Inside</b> (for Semi-Active Door)	
Product Codes <b>1314, 1334, 1354, 1374, 13A4</b> 	Product Codes <b>1324, 1344, 1364, 1384, 13B4</b> 
<b>Dummy Pair</b> (for Non-Active Door)	
Product Codes <b>1315, 1335, 1355, 1375, 13A5</b> 	Product Codes <b>1325, 1345, 1365, 1385, 13B5</b> 

# DOOR CONFIGURATION

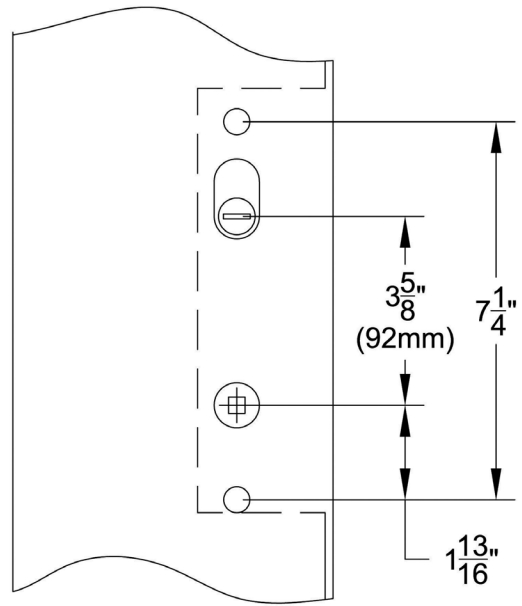
## #4

### American Cylinder Hub Above Handle 3 5/8" Center-to-Center

ref. Ashland®, G-U®, Caradco®, JELD-WEN®  
Jeldwen® Custom Collection (formerly Pozzi®)  
Marvin®, PGT®, Premium Collection (formerly Norco®)  
Weathershield®

Each Multi Point Lock Trim now includes the Spring Assist function which returns the lever to the neutral position and eliminates sagging handles.

See Configuration #1 for Marvin Integrity® Doors



**Brass Concord**  
1 1/2" x 11" Keyed  
Coventry Levers



**Brass Concord**  
2" x 10 1/2" Non-Keyed  
Santa Fe Levers

BRASS PLATES, CONCORD STYLE	Product Code	Lever Style (LH/RH)	Finish	List Price
<b>Sets with 1 1/2" x 11" Plates</b>		<i>See Page 10 for Brass Lever Options.</i>	Polished Brass - Lifetime (US3) French Antique (US7) Oil Rubbed Bronze (US10B) Satin Nickel (US15) Pewter (US15A) Flat Black (US19) Polished Chrome (US26) <b>Unlacquered Brass (US3NL)*</b>	<b>\$273.00</b>
Keyed with American Cylinder (Schlage® Keyway standard, Weiser® Keyway optional, Rekeyable)	1471			
Non-Keyed Passage	1472			
Non-Keyed American Style Thumbturn Inside	1473			
Non-Keyed Fixed Handle Outside, Operating Handle Inside	1474			
Dummy Pair	1475			
<b>Sets with 2" x 10 1/2" Plates</b>				
Keyed with American Cylinder (Schlage® Keyway standard, Weiser® Keyway optional, Rekeyable)	1481			
Non-Keyed Passage	1482			
Non-Keyed American Style Thumbturn Inside	1483			
Non-Keyed Fixed Handle Outside, Operating Handle Inside	1484			
Dummy Pair	1485			

**\*Unlacquered Brass (US3NL)**  
finish available for a \$40 List Price  
upcharge per item.

#### Handing Required

- Key codes may be specified. Fits standard door thickness of 1 3/4". Specify if thicker.
- Set includes plates, handles and cylinders (where applicable). Multi Point lock mechanism is not included.

#### Weiser®(WR5) Keyway

- Specify by adding "W" to the beginning of Product Code.
- No upcharge for cylinder substitution. Can be keyed into existing Weiser® system.



BRASS PLATES, MODERN STYLE	Product Code	Lever Style (LH/RH)	Finish	List Price
<b>Sets with 1 1/2" x 11" Plates</b>		<i>See Page 10 for Brass Lever Options.</i>	Satin Brass (US4) Oil Rubbed Bronze (US10B) Polished Nickel - Lifetime (US14) Satin Nickel (US15) Flat Black (US19) Polished Chrome (US26) <b>Unlacquered Brass (US3NL)*</b>	<b>\$273.00</b>
Keyed with American Cylinder (Schlage® Keyway standard, Weiser® Keyway optional, Rekeyable)	14A1			
Non-Keyed Passage	14A2			
Non-Keyed American Style Thumbturn Inside	14A3			
Non-Keyed Fixed Handle Outside, Operating Handle Inside	14A4			
Dummy Pair	14A5			
<b>Sets with 2" x 10" Plates</b>				
Keyed with American Cylinder (Schlage® Keyway standard, Weiser® Keyway optional, Rekeyable)	14B1			
Non-Keyed Passage	14B2			
Non-Keyed American Style Thumbturn Inside	14B3			
Non-Keyed Fixed Handle Outside, Operating Handle Inside	14B4			
Dummy Pair	14B5			

**\*Unlacquered Brass (US3NL)**  
finish available for a \$40 List Price  
upcharge per item.



STAINLESS STEEL PLATES, MODERN STYLE	Product Code	Lever Style (LH/RH)	Finish	List Price
<b>Sets with 1 1/2" x 11" Plates</b>		<i>See Page 11 for Stainless Steel Lever Options.</i>	Brushed Stainless Steel (SS)	<b>\$273.00</b>
Keyed with American Cylinder (Schlage® Keyway standard, Weiser® Keyway optional, Rekeyable)	14A1			
Non-Keyed Passage	14A2			
Non-Keyed American Style Thumbturn Inside	14A3			
Non-Keyed Fixed Handle Outside, Operating Handle Inside	14A4			
Dummy Pair	14A5			
<b>Sets with 2" x 10" Plates</b>				
Keyed with American Cylinder (Schlage® Keyway standard, Weiser® Keyway optional, Rekeyable)	14B1			
Non-Keyed Passage	14B2			
Non-Keyed American Style Thumbturn Inside	14B3			
Non-Keyed Fixed Handle Outside, Operating Handle Inside	14B4			
Dummy Pair	14B5			

**Handing Required**

- Key codes may be specified. Fits standard door thickness of 1 3/4". Specify if thicker.
- Set includes plates, handles and cylinders (where applicable). Multi Point lock mechanism is not included.

**Weiser® (WR5) Keyway**

- Specify by adding "W" to the beginning of Product Code.
- No upcharge for cylinder substitution. Can be keyed into existing Weiser® system.

# DOOR CONFIGURATION

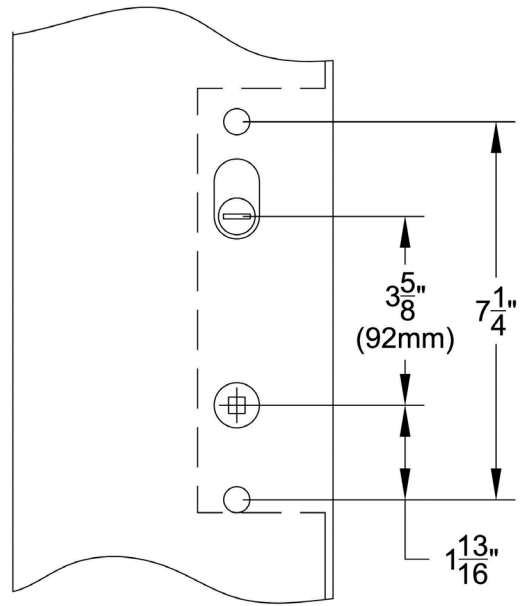
## #4

### American Cylinder Hub Above Handle 3 5/8" Center-to-Center

ref. Ashland®, G-U®, Caradco®, JELD-WEN®  
Jeldwen® Custom Collection (formerly Pozzi®)  
Marvin®, PGT®, Premium Collection (formerly Norco®)  
Weathershield®

Each Multi Point Lock Trim now includes the Spring Assist function which returns the lever to the neutral position and eliminates sagging handles.

See Configuration #1 for Marvin Integrity® Doors



**Sandcast Arched**  
1 1/2" x 11" Keyed  
Montrose Levers



**Sandcast Arched**  
2" x 10" Non-Keyed  
Cody Levers

SANDCAST BRONZE PLATES, ARCHED STYLE	Product Code	Lever Style (LH/RH)	Finish	List Price
<b>Sets with 1 1/2" x 11" Plates</b>		<i>See Page 11 for Sandcast Bronze Lever Options.</i>	Flat Black Bronze (FB) Medium Bronze (MB) Tumbled White Bronze (TWB)	<b>\$304.00</b>
Keyed with American Cylinder (Schlage® Keyway standard, Weiser® Keyway optional, Rekeyable)	1411			
Non-Keyed Passage	1412			
Non-Keyed American Style Thumbturn Inside	1413			
Non-Keyed Fixed Handle Outside, Operating Handle Inside	1414			
Dummy Pair	1415			
<b>Sets with 2" x 10" Plates</b>				
Keyed with American Cylinder (Schlage® Keyway standard, Weiser® Keyway optional, Rekeyable)	1421			
Non-Keyed Passage	1422			
Non-Keyed American Style Thumbturn Inside	1423			
Non-Keyed Fixed Handle Outside, Operating Handle Inside	1424			
Dummy Pair	1425			

#### Handing Required

- Key codes may be specified. Fits standard door thickness of 1 3/4". Specify if thicker.
- Set includes plates, handles and cylinders (where applicable). Multi Point lock mechanism is not included.

#### Weiser®(WR5) Keyway

- Specify by adding "W" to the beginning of Product Code.
- No upcharge for cylinder substitution. Can be keyed into existing Weiser® system.



**Sandcast Rectangular**  
1 1/2" x 11" Keyed  
Lariat Levers



**Sandcast Rectangular**  
2" x 10" Keyed  
Teton Levers

SANDCAST BRONZE PLATES, RECTANGULAR STYLE	Product Code	Lever Style (LH/RH)	Finish	List Price
<b>Sets with 1 1/2" x 11" Plates</b>		<i>See Page 11 for Sandcast Bronze Lever Options.</i>	Flat Black Bronze (FB) Medium Bronze (MB) Tumbled White Bronze (TWB)	<b>\$304.00</b>
Keyed with American Cylinder (Schlage® Keyway standard, Weiser® Keyway optional, Rekeyable)	1451			
Non-Keyed Passage	1452			
Non-Keyed American Style Thumbturn Inside	1453			
Non-Keyed Fixed Handle Outside, Operating Handle Inside	1454			
Dummy Pair	1455			
<b>Sets with 2" x 10" Plates</b>				
Keyed with American Cylinder (Schlage® Keyway standard, Weiser® Keyway optional, Rekeyable)	1461			
Non-Keyed Passage	1462			
Non-Keyed American Style Thumbturn Inside	1463			
Non-Keyed Fixed Handle Outside, Operating Handle Inside	1464			
Dummy Pair	1465			



**Bronze Tuscany**  
1 1/2" x 11 1/2" Non-Keyed  
Napoli Levers



**Bronze Tuscany**  
2" x 10 1/2" Keyed  
Napoli Levers

LOST WAX CAST BRONZE PLATES, TUSCANY STYLE	Product Code	Lever Style (LH/RH)	Finish	List Price
<b>Sets with 1 1/2" x 11 1/2" Plates</b>		<i>See Page 11 for Lost Wax Cast Bronze Lever Options.</i>	Flat Black Bronze (FB) Medium Bronze (MB)	<b>\$304.00</b>
Keyed with American Cylinder (Schlage® Keyway standard, Weiser® Keyway optional, Rekeyable)	1431			
Non-Keyed Passage	1432			
Non-Keyed American Style Thumbturn Inside	1433			
Non-Keyed Fixed Handle Outside, Operating Handle Inside	1434			
Dummy Pair	1435			
<b>Sets with 2" x 10 1/2" Plates</b>				
Keyed with American Cylinder (Schlage® Keyway standard, Weiser® Keyway optional, Rekeyable)	1441			
Non-Keyed Passage	1442			
Non-Keyed American Style Thumbturn Inside	1443			
Non-Keyed Fixed Handle Outside, Operating Handle Inside	1444			
Dummy Pair	1445			

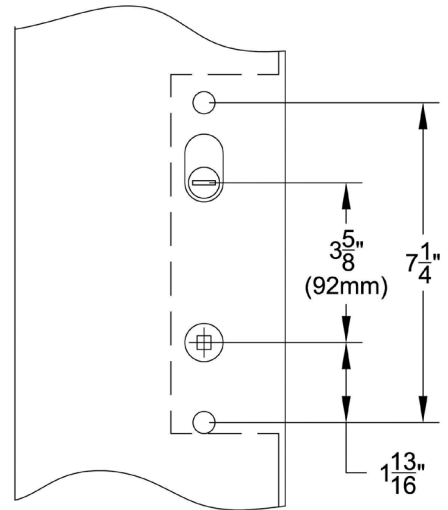

**Handing Required**

- Key codes may be specified. Fits standard door thickness of 1 3/4". Specify if thicker.
- Set includes plates, handles and cylinders (where applicable). Multi Point lock mechanism is not included.

**Weiser® (WR5) Keyway**

- Specify by adding "W" to the beginning of Product Code.
- No upcharge for cylinder substitution. Can be keyed into existing Weiser® system.

## Door Configuration #4 American Cylinder Above Handle 3 5/8" Center-to-Center



**Keyed Plates with American Cylinder** Includes non-keyed thumbturn inside

### Standard Door Thickness: from 1 5/8" to 2"

Standard Components:

- Single Cylinder Tailpiece
- 3 3/4" Steel Spindle
- 2" Rosette Screws for 1 5/8" - 1 3/4" thick door
- 2 1/2" Rosette Screws for 1 3/4" - 2" thick door

### Extended Door Thickness: Over 2" to 2 3/4"

Extended Components:

- Long Single Cylinder Tailpiece
- 4 1/2" Steel Spindle
- 2 1/2" Rosette Screws 2" - 2 1/4" thick door
- 3" Rosette Screws for 2 1/4" - 2 3/4" thick door

**Non-Keyed Plates** Includes non-keyed passage, fixed handle out/operating handle in, and dummy (uses screws only)

### Standard Door Thickness: from 1 5/8" to 2"

Standard Components:

- Thumbturn Tailpiece
- 3 3/4" Steel Spindle (half-spindle for fixed handle out/operating handle in)
- 2" Rosette Screws for 1 5/8" - 1 3/4" thick door
- 2 1/2" Rosette Screws for 1 3/4" - 2" thick door

### Extended Door Thickness: Over 2" to 2 3/4"

Extended Components:

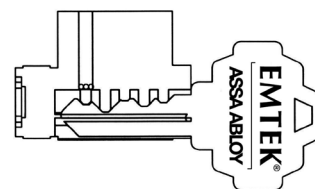
- Long Thumbturn Tailpiece
- 4 1/2" Steel Spindle (half-spindle for fixed handle out/operating handle in)
- 2 1/2" Rosette Screws 2" - 2 1/4" thick door
- 3" Rosette Screws for 2 1/4" - 2 3/4" thick door

### Charge for Re-Keying - \$2.00 (NET) per cylinder

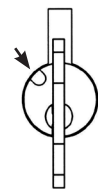
- Keying to Code
  - Order by indicating "**Key Code XXXXX**" next to applicable locks
- Keying Alike
  - Order by indicating "**Keyed Alike**" next to applicable locks if only one keyed alike group is wanted
  - If ordering multiple groups (houses) indicate "**Keyed Alike House #\_**" next to applicable locks

### Charge for Construction Keying - \$3.00 (NET) per cylinder

- Locks that are both construction keyed and keyed alike in a house group will be charged a total of **\$5.00 (NET) per cylinder**
- Lost ball system
- Last four pin locations drilled for lost ball application
- Master key pins used for code variability
- Construction keys and owner keys sent separately
- Order by indicating "**Construction Keyed, House #\_**" next to applicable locks



Construction devices used on one or more of last four positions



Dimples drilled in plug in this position

Set includes plates, handles and cylinders (where applicable). Multi Point lock mechanism is not included.  
 Ashland®, G-U®, Caradco®, JELD-WEN®, Jeldwen® Custom Collection (formerly Pozzi®), Marvin®, PGT®, Premium Collection (formerly Norco®), Weathershield®

**Keyed with American Cylinder** (for Active Door, Schlage® Keyway Standard, Weiser® Keyway Optional, Rekeyable)

Product Codes **1411, 1431, 1451, 1471, 14A1**

Product Codes **1421, 1441, 1461, 1481, 14B1**

**Non-Keyed, Passage** (for Semi-Active Door)

Product Codes **1412, 1432, 1452, 1472, 14A2**

Product Codes **1422, 1442, 1462, 1482, 14B2**

**Non-Keyed, American Style Thumbturn Inside** (for Active Door)

Product Codes **1413, 1433, 1453, 1473, 14A3**

Product Codes **1423, 1443, 1463, 1483, 14B3**

**Non-Keyed, Fixed Handle Outside, Operating Handle Inside** (for Semi-Active Door)

Product Codes **1414, 1434, 1454, 1474, 14A4**

Product Codes **1424, 1444, 1464, 1484, 14B4**

**Dummy Pair** (for Non-Active Door)

Product Codes **1415, 1435, 1455, 1475, 14A5**

Product Codes **1425, 1445, 1465, 1485, 14B5**

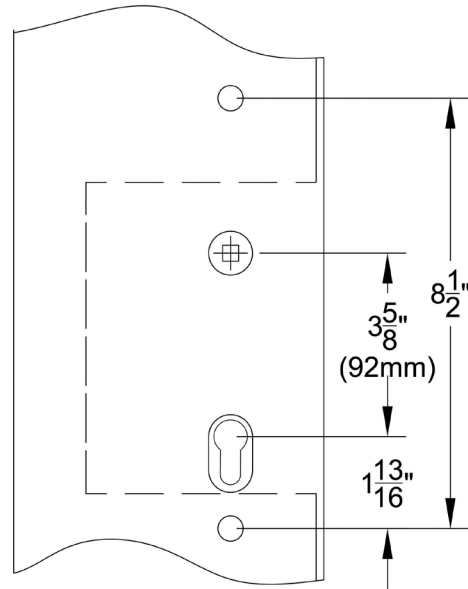
# DOOR CONFIGURATION

## #5

### Euro Profile Cylinder Below Handle 3<sup>5</sup>/<sub>8</sub>" Center-to-Center

ref. Crestline®, Hoppe®, Hurd®, KFV®, Kolbe & Kolbe®  
Lincoln®, Loewen®, Paddock Lockmaster™, Peachtree®  
Semco®, Sierra Pacific®, Signature®, Simpson®  
Therma-Tru®, Vetter®, Willmar®, Windsor®  
Weathershield®

Each Multi Point Lock Trim now includes the Spring Assist function which returns the lever to the neutral position and eliminates sagging handles.



**Brass Concord**  
1 1/2" x 11" Keyed  
Turino Levers



**Brass Concord**  
2" x 10 1/2" Keyed  
Rustic Levers

BRASS PLATES, CONCORD STYLE	Product Code	Lever Style (LH/RH)	Finish	List Price
<b>Sets with 1 1/2" x 11" Plates</b>		<i>See Page 10 for Brass Lever Options.</i>	Polished Brass - Lifetime (US3) French Antique (US7) Oil Rubbed Bronze (US10B) Satin Nickel (US15) Pewter (US15A) Flat Black (US19) Polished Chrome (US26) <b>Unlacquered Brass (US3NL)*</b>	<b>\$273.00</b>
Keyed with Euro Profile Cylinder (Schlage® Keyway standard, Rekeyable)	1571			
Non-Keyed Passage	1572			
Non-Keyed Euro Profile Thumbturn Inside	1573			
Non-Keyed Fixed Handle Outside, Operating Handle Inside	1574			
Dummy Pair	1575			
<b>Sets with 2" x 10 1/2" Plates</b>				
Keyed with Euro Profile Cylinder (Schlage® Keyway standard, Rekeyable)	1581			
Non-Keyed Passage	1582			
Non-Keyed Euro Profile Thumbturn Inside	1583			
Non-Keyed Fixed Handle Outside, Operating Handle Inside	1584			
Dummy Pair	1585			

**\*Unlacquered Brass (US3NL)**  
finish available for a \$40 List Price upcharge per item.

#### Handing Required

- Key codes may be specified. Fits standard door thickness of 1 3/4". Specify if thicker.
- Set includes plates, handles and cylinders (where applicable). Multi Point lock mechanism is not included.

**Weiser® keyway not available for Configuration 5, Euro cylinder.**



BRASS PLATES, MODERN STYLE	Product Code	Lever Style (LH/RH)	Finish	List Price
<b>Sets with 1 1/2" x 11" Plates</b>	15A1	<a href="#">See Page 10 for Brass Lever Options.</a>	Satin Brass (US4) Oil Rubbed Bronze (US10B) Polished Nickel - Lifetime (US14) Satin Nickel (US15) Flat Black (US19) Polished Chrome (US26) <b>Unlacquered Brass (US3NL)*</b>	<b>\$273.00</b>
Keyed with Euro Profile Cylinder (Schlage® Keyway standard, Rekeyable)				
Non-Keyed Passage				
Non-Keyed Euro Profile Thumbturn Inside				
Non-Keyed Fixed Handle Outside, Operating Handle Inside				
Dummy Pair				
<b>Sets with 2" x 10" Plates</b>	15B1		<b>*Unlacquered Brass (US3NL)</b> finish available for a \$40 List Price upcharge per item.	
Keyed with Euro Profile Cylinder (Schlage® Keyway standard, Rekeyable)				
Non-Keyed Passage				
Non-Keyed Euro Profile Thumbturn Inside				
Non-Keyed Fixed Handle Outside, Operating Handle Inside				
Dummy Pair				



STAINLESS STEEL PLATES, MODERN STYLE	Product Code	Lever Style (LH/RH)	Finish	List Price
<b>Sets with 1 1/2" x 11" Plates</b>	15A1	<a href="#">See Page 11 for Stainless Steel Lever Options.</a>	Brushed Stainless Steel (SS)	<b>\$273.00</b>
Keyed with Euro Profile Cylinder (Schlage® Keyway standard, Rekeyable)				
Non-Keyed Passage				
Non-Keyed Euro Profile Thumbturn Inside				
Non-Keyed Fixed Handle Outside, Operating Handle Inside				
Dummy Pair				
<b>Sets with 2" x 10" Plates</b>	15B1			
Keyed with Euro Profile Cylinder (Schlage® Keyway standard, Rekeyable)				
Non-Keyed Passage				
Non-Keyed Euro Profile Thumbturn Inside				
Non-Keyed Fixed Handle Outside, Operating Handle Inside				
Dummy Pair				

### Handing Required

- Key codes may be specified. Fits standard door thickness of 1 3/4". Specify if thicker.
- Set includes plates, handles and cylinders (where applicable). Multi Point lock mechanism is not included.

**Weiser® keyway not available for Configuration 5, Euro cylinder.**

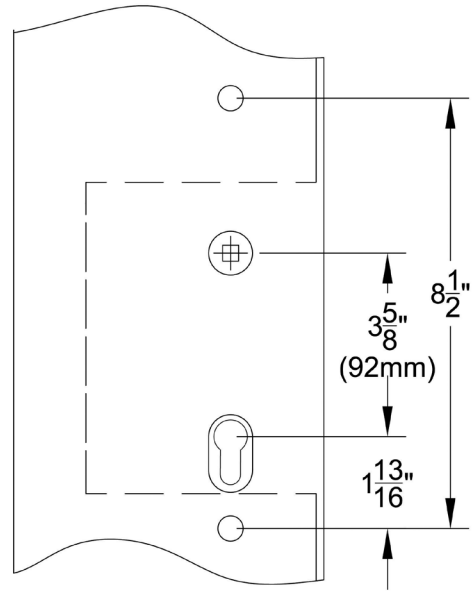
# DOOR CONFIGURATION

## #5

### Euro Profile Cylinder Below Handle 3<sup>5</sup>/<sub>8</sub>" Center-to-Center

ref. Crestline®, Hoppe®, Hurd®, KFV®, Kolbe & Kolbe®  
Lincoln®, Loewen®, Paddock Lockmaster™, Peachtree®  
Semco®, Sierra Pacific®, Signature®, Simpson®  
Therma-Tru®, Vetter®, Willmar®, Windsor®  
Weathershield®

Each Multi Point Lock Trim now includes the Spring Assist function which returns the lever to the neutral position and eliminates sagging handles.



**Sandcast Arched**  
1<sup>1</sup>/<sub>2</sub>" x 11" Keyed  
Lariat Levers



**Sandcast Arched**  
2" x 10" Keyed  
Durango Levers

SANDCAST BRONZE PLATES, ARCHED STYLE	Product Code	Lever Style (LH/RH)	Finish	List Price
<b>Sets with 1<sup>1</sup>/<sub>2</sub>" x 11" Plates</b>		<i>See Page 11 for Sandcast Bronze Lever Options.</i>	Flat Black Bronze (FB) Medium Bronze (MB) Tumbled White Bronze (TWB)	<b>\$304.00</b>
Keyed with Euro Profile Cylinder (Schlage® Keyway standard, Rekeyable)	1511			
Non-Keyed Passage	1512			
Non-Keyed Euro Profile Thumbturn Inside	1513			
Non-Keyed Fixed Handle Outside, Operating Handle Inside	1514			
Dummy Pair	1515			
<b>Sets with 2" x 10" Plates</b>				
Keyed with Euro Profile Cylinder (Schlage® Keyway standard, Rekeyable)	1521			
Non-Keyed Passage	1522			
Non-Keyed Euro Profile Thumbturn Inside	1523			
Non-Keyed Fixed Handle Outside, Operating Handle Inside	1524			
Dummy Pair	1525			

#### Handing Required

- Key codes may be specified. Fits standard door thickness of 1<sup>3</sup>/<sub>4</sub>". Specify if thicker.
- Set includes plates, handles and cylinders (where applicable). Multi Point lock mechanism is not included.

**Weiser® keyway not available for Configuration 5, Euro cylinder.**



SANDCAST BRONZE PLATES, RECTANGULAR STYLE	Product Code	Lever Style (LH/RH)	Finish	List Price
<b>Sets with 1 1/2" x 11" Plates</b>		<i>See Page 11 for Sandcast Bronze Lever Options.</i>	Flat Black Bronze (FB) Medium Bronze (MB) Tumbled White Bronze (TWB)	<b>\$304.00</b>
Keyed with Euro Profile Cylinder (Schlage® Keyway standard, Rekeyable)	1551			
Non-Keyed Passage	1552			
Non-Keyed Euro Profile Thumbturn Inside	1553			
Non-Keyed Fixed Handle Outside, Operating Handle Inside	1554			
Dummy Pair	1555			
<b>Sets with 2" x 10" Plates</b>				
Keyed with Euro Profile Cylinder (Schlage® Keyway standard, Rekeyable)	1561			
Non-Keyed Passage	1562			
Non-Keyed Euro Profile Thumbturn Inside	1563			
Non-Keyed Fixed Handle Outside, Operating Handle Inside	1564			
Dummy Pair	1565			



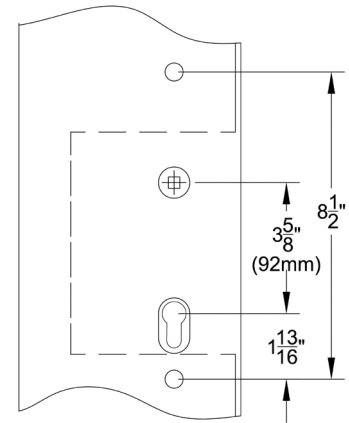
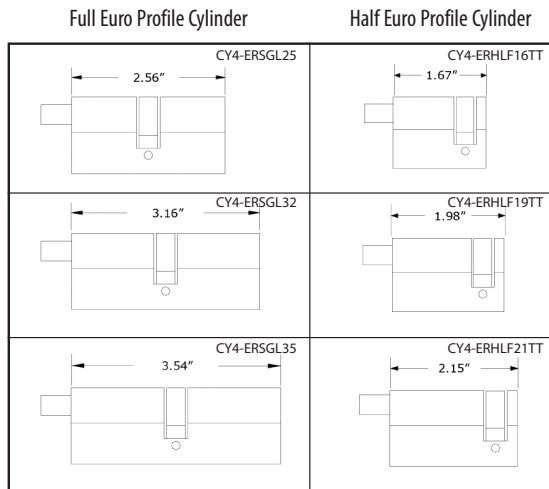
LOST WAX CAST BRONZE PLATES, TUSCANY STYLE	Product Code	Lever Style (LH/RH)	Finish	List Price
<b>Sets with 1 1/2" x 11 1/8" Plates</b>		<i>See Page 11 for Lost Wax Cast Bronze Lever Options.</i>	Flat Black Bronze (FB) Medium Bronze (MB)	<b>\$304.00</b>
Keyed with Euro Profile Cylinder (Schlage® Keyway standard, Rekeyable)	1531			
Non-Keyed Passage	1532			
Non-Keyed Euro Profile Thumbturn Inside	1533			
Non-Keyed Fixed Handle Outside, Operating Handle Inside	1534			
Dummy Pair	1535			
<b>Sets with 2" x 10 1/2" Plates</b>				
Keyed with Euro Profile Cylinder (Schlage® Keyway standard, Rekeyable)	1541			
Non-Keyed Passage	1542			
Non-Keyed Euro Profile Thumbturn Inside	1543			
Non-Keyed Fixed Handle Outside, Operating Handle Inside	1544			
Dummy Pair	1545			

**Handing Required**

- Key codes may be specified. Fits standard door thickness of 1 3/4". Specify if thicker.
- Set includes plates, handles and cylinders (where applicable). Multi Point lock mechanism is not included.

**Weiser® keyway not available for Configuration 5, Euro cylinder.**

## Door Configuration #5 Euro Profile Cylinder Below Handle 3 5/8" Center-to-Center



### Keyed Plates with Euro Profile Cylinder

Standard Door Thickness: from 1 5/8" to 2"	Extended Door Thickness: Over 2" to 2 1/2"	Extended Door Thickness: Over 2 1/2" to 2 3/4"
<b>Standard Components:</b> <ul style="list-style-type: none"> <li>• 2 9/16" Euro Profile Cylinder</li> <li>• 3 3/4" Steel Spindle</li> <li>• 1 1/2" Rosette Screws</li> </ul>	<b>Extended Components:</b> <ul style="list-style-type: none"> <li>• 3 5/32" Euro Profile Cylinder</li> <li>• 4 1/2" Steel Spindle</li> <li>• 2" Rosette Screws</li> </ul>	<b>Extended Components:</b> <ul style="list-style-type: none"> <li>• 3 17/32" Euro Profile Cylinder</li> <li>• 5" Steel Spindle</li> <li>• 3" Rosette Screws</li> </ul>

### Non-Keyed Plates with Euro Profile Half Cylinder

Standard Door Thickness: from 1 5/8" to 2"	Extended Door Thickness: Over 2" to 2 1/2"	Extended Door Thickness: Over 2 1/2" to 2 3/4"
<b>Standard Components:</b> <ul style="list-style-type: none"> <li>• 1 23/32" Euro Profile Half-Cylinder</li> <li>• 3 3/4" Steel Spindle</li> <li>• 1 1/2" Rosette Screws</li> </ul>	<b>Extended Components:</b> <ul style="list-style-type: none"> <li>• 1 33/32" Euro Profile Half-Cylinder</li> <li>• 4 1/2" Steel Spindle</li> <li>• 2" Rosette Screws</li> </ul>	<b>Extended Components:</b> <ul style="list-style-type: none"> <li>• 2 5/32" Euro Profile Half-Cylinder</li> <li>• 5" Steel Spindle</li> <li>• 3" Rosette Screws</li> </ul>

### Non-Keyed Plates Includes non-keyed passage, fixed handle out/operating handle in, and dummy (uses screws only)

Standard Door Thickness: from 1 5/8" to 2"	Extended Door Thickness: Over 2" to 2 3/4"
<b>Standard Components:</b> <ul style="list-style-type: none"> <li>• 3 3/4" Steel Spindle (half-spindle for fixed handle out/operating handle in)</li> <li>• 2" Rosette Screws</li> <li>• 1 1/2" Rosette Screws for 1 5/8" thick door</li> </ul>	<b>Extended Components:</b> <ul style="list-style-type: none"> <li>• 4 1/2" Steel Spindle (half-spindle for fixed handle out/operating handle in)</li> <li>• 2 1/2" Rosette Screws</li> <li>• 2" Rosette Screws for 2" - 2 1/8" thick door</li> </ul>

### Charge for Re-Keying - \$2.00 (NET) per cylinder

- Keying to Code
  - Order by indicating "Key Code XXXXX" next to applicable locks
- Keying Alike
  - Order by indicating "Keyed Alike" next to applicable locks if only one keyed alike group is wanted
  - If ordering multiple groups (houses) indicate "Keyed Alike House #\_" next to applicable locks

Set includes plates, handles and cylinders (where applicable). Multi Point lock mechanism is not included.  
 Crestline®, Hoppe®, Hurd®, KFV®, Kolbe & Kolbe®, Lincoln®, Loewen®, Paddock Lockmaster™, Peachtree®,  
 Semco®, Sierra Pacific®, Signature®, Simpson®, Therma-Tru®, Vetter®, Willmar®, Windsor®, Weathershield®

**Keyed with Euro Profile Cylinder** (for Active Door, Schlage® Keyway Standard, Rekeyable)

Product Codes **1511, 1531, 1551, 1571, 15A1**

Plates, Product Codes **1521, 1541, 1561, 1581, 15B1**

**Non-Keyed, Passage** (for Semi-Active Door)

Product Codes **1512, 1532, 1552, 1572, 15A2**

Product Codes **1522, 1542, 1562, 1582, 15B2**

**Non-Keyed, Euro Profile Style Thumbturn Inside** (for Active Door)

Product Codes **1513, 1533, 1553, 1573, 15A3**

Product Codes **1523, 1543, 1563, 1583, 15B3**

**Non-Keyed, Fixed Handle Outside, Operating Handle Inside** (for Semi-Active Door)

Product Codes **1514, 1534, 1554, 1574, 15A4**

Product Codes **1524, 1544, 1564, 1584, 15B4**

**Dummy Pair** (for Non-Active Door)

Product Codes **1515, 1535, 1555, 1575, 15A5**

Product Codes **1525, 1545, 1565, 1585, 15B5**

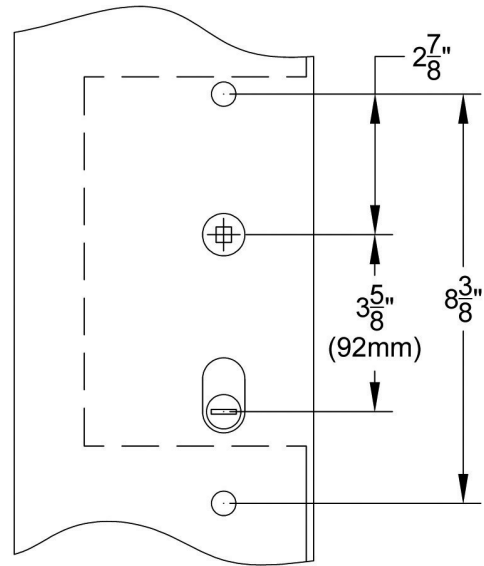
# DOOR CONFIGURATION

## #6

**American Cylinder Hub Below Handle**  
**3<sup>5</sup>/<sub>8</sub>" Center-to-Center**

ref. Milgard®, Pella®

Each Multi Point Lock Trim now includes the Spring Assist function which returns the lever to the neutral position and eliminates sagging handles.



**Brass Concord**  
 1<sup>1</sup>/<sub>2</sub>" x 11" Keyed  
 Cortina Levers



**Brass Concord**  
 2" x 10<sup>1</sup>/<sub>2</sub>" Non-Keyed  
 Santa Fe Levers

BRASS PLATES, CONCORD STYLE	Product Code	Lever Style (LH/RH)	Finish	List Price
<b>Sets with 1<sup>1</sup>/<sub>2</sub>" x 11" Plates</b>		<i>See Page 10 for Brass Lever Options.</i>	Polished Brass - Lifetime (US3) French Antique (US7) Oil Rubbed Bronze (US10B) Satin Nickel (US15) Pewter (US15A) Flat Black (US19) Polished Chrome (US26) <b>Unlacquered Brass (US3NL)*</b>	<b>\$273.00</b>
Keyed with American Cylinder (Schlage® Keyway standard, Weiser® Keyway optional, Rekeyable)	1671			
Non-Keyed Passage	1672			
Non-Keyed American Style Thumbturn Inside	1673			
Non-Keyed Fixed Handle Outside, Operating Handle Inside	1674			
Dummy Pair	1675			
<b>Sets with 2" x 10<sup>1</sup>/<sub>2</sub>" Plates</b>				
Keyed with American Cylinder (Schlage® Keyway standard, Weiser® Keyway optional, Rekeyable)	1681			
Non-Keyed Passage	1682			
Non-Keyed American Style Thumbturn Inside	1683			
Non-Keyed Fixed Handle Outside, Operating Handle Inside	1684			
Dummy Pair	1685			

**\*Unlacquered Brass (US3NL)**  
 finish available for a \$40 List Price upcharge per item.

### Handing Required

- Key codes may be specified. Fits standard door thickness of 1<sup>3</sup>/<sub>4</sub>". Specify if thicker.
- Set includes plates, handles and cylinders (where applicable). Multi Point lock mechanism is not included.

### Weiser®(WR5) Keyway

- Specify by adding "W" to the beginning of Product Code.
- No upcharge for cylinder substitution. Can be keyed into existing Weiser® system.



BRASS PLATES, MODERN STYLE	Product Code	Lever Style (LH/RH)	Finish	List Price
<b>Sets with 1 1/2" x 11" Plates</b>	16A1	<i>See Page 10 for Brass Lever Options.</i>	Satin Brass (US4) Oil Rubbed Bronze (US10B) Polished Nickel - Lifetime (US14) Satin Nickel (US15) Flat Black (US19) Polished Chrome (US26) <b>Unlacquered Brass (US3NL)*</b>	<b>\$273.00</b>
Keyed with American Cylinder (Schlage® Keyway standard, Weiser® Keyway optional, Rekeyable)				
Non-Keyed Passage				
Non-Keyed American Style Thumbturn Inside				
Non-Keyed Fixed Handle Outside, Operating Handle Inside				
Dummy Pair				
<b>Sets with 2" x 10" Plates</b>	16B1			
Keyed with American Cylinder (Schlage® Keyway standard, Weiser® Keyway optional, Rekeyable)				
Non-Keyed Passage				
Non-Keyed American Style Thumbturn Inside				
Non-Keyed Fixed Handle Outside, Operating Handle Inside				
Dummy Pair				
			<b>*Unlacquered Brass (US3NL)</b> finish available for a \$40 List Price upcharge per item.	



STAINLESS STEEL PLATES, MODERN STYLE	Product Code	Lever Style (LH/RH)	Finish	List Price
<b>Sets with 1 1/2" x 11" Plates</b>	16A1	<i>See Page 11 for Stainless Steel Lever Options.</i>	Brushed Stainless Steel (SS)	<b>\$273.00</b>
Keyed with American Cylinder (Schlage® Keyway standard, Weiser® Keyway optional, Rekeyable)				
Non-Keyed Passage				
Non-Keyed American Style Thumbturn Inside				
Non-Keyed Fixed Handle Outside, Operating Handle Inside				
Dummy Pair				
<b>Sets with 2" x 10" Plates</b>	16B1			
Keyed with American Cylinder (Schlage® Keyway standard, Weiser® Keyway optional, Rekeyable)				
Non-Keyed Passage				
Non-Keyed American Style Thumbturn Inside				
Non-Keyed Fixed Handle Outside, Operating Handle Inside				
Dummy Pair				

**Handing Required**

- Key codes may be specified. Fits standard door thickness of 1 3/4". Specify if thicker.
- Set includes plates, handles and cylinders (where applicable). Multi Point lock mechanism is not included.

**Weiser® (WR5) Keyway**

- Specify by adding "W" to the beginning of Product Code.
- No upcharge for cylinder substitution. Can be keyed into existing Weiser® system.

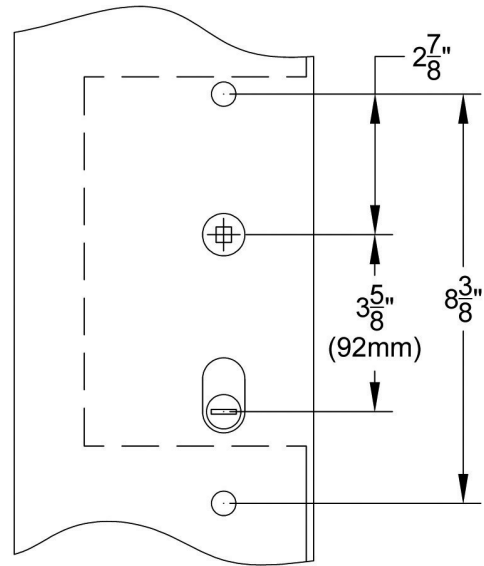
# DOOR CONFIGURATION

## #6

**American Cylinder Hub Below Handle**  
**3<sup>5</sup>/<sub>8</sub>" Center-to-Center**

ref. Milgard®, Pella®

Each Multi Point Lock Trim now includes the Spring Assist function which returns the lever to the neutral position and eliminates sagging handles.



**Sandcast Arched**  
 1<sup>1</sup>/<sub>2</sub>" x 11" Non-Keyed  
 Teton Levers



**Sandcast Arched**  
 2" x 10" Keyed  
 Durango Levers

SANDCAST BRONZE PLATES, ARCHED STYLE	Product Code	Lever Style (LH/RH)	Finish	List Price
<b>Sets with 1<sup>1</sup>/<sub>2</sub>" x 11" Plates</b>		<i>See Page 11 for Sandcast Bronze Lever Options.</i>	Flat Black Bronze (FB) Medium Bronze (MB) Tumbled White Bronze (TWB)	<b>\$304.00</b>
Keyed with American Cylinder (Schlage® Keyway standard, Weiser® Keyway optional, Rekeyable)	1611			
Non-Keyed Passage	1612			
Non-Keyed American Style Thumbturn Inside	1613			
Non-Keyed Fixed Handle Outside, Operating Handle Inside	1614			
Dummy Pair	1615			
<b>Sets with 2" x 10" Plates</b>				
Keyed with American Cylinder (Schlage® Keyway standard, Weiser® Keyway optional, Rekeyable)	1621			
Non-Keyed Passage	1622			
Non-Keyed American Style Thumbturn Inside	1623			
Non-Keyed Fixed Handle Outside, Operating Handle Inside	1624			
Dummy Pair	1625			

### Handing Required

- Key codes may be specified. Fits standard door thickness of 1<sup>3</sup>/<sub>4</sub>". Specify if thicker.
- Set includes plates, handles and cylinders (where applicable). Multi Point lock mechanism is not included.

### Weiser®(WR5) Keyway

- Specify by adding "W" to the beginning of Product Code.
- No upcharge for cylinder substitution. Can be keyed into existing Weiser® system.



SANDCAST BRONZE PLATES, RECTANGULAR STYLE	Product Code	Lever Style (LH/RH)	Finish	List Price
<b>Sets with 1 1/2" x 11" Plates</b>		<i>See Page 11 for Sandcast Bronze Lever Options.</i>	Flat Black Bronze (FB) Medium Bronze (MB) Tumbled White Bronze (TWB)	<b>\$304.00</b>
Keyed with American Cylinder (Schlage® Keyway standard, Weiser® Keyway optional, Rekeyable)	1651			
Non-Keyed Passage	1652			
Non-Keyed American Style Thumbturn Inside	1653			
Non-Keyed Fixed Handle Outside, Operating Handle Inside	1654			
Dummy Pair	1655			
<b>Sets with 2" x 10" Plates</b>				
Keyed with American Cylinder (Schlage® Keyway standard, Weiser® Keyway optional, Rekeyable)	1661			
Non-Keyed Passage	1662			
Non-Keyed American Style Thumbturn Inside	1663			
Non-Keyed Fixed Handle Outside, Operating Handle Inside	1664			
Dummy Pair	1665			



LOST WAX CAST BRONZE PLATES, TUSCANY STYLE	Product Code	Lever Style (LH/RH)	Finish	List Price
<b>Sets with 1 1/2" x 11 1/2" Plates</b>		<i>See Page 11 for Lost Wax Cast Bronze Lever Options.</i>	Flat Black Bronze (FB) Medium Bronze (MB)	<b>\$304.00</b>
Keyed with American Cylinder (Schlage® Keyway standard, Weiser® Keyway optional, Rekeyable)	1631			
Non-Keyed Passage	1632			
Non-Keyed American Style Thumbturn Inside	1633			
Non-Keyed Fixed Handle Outside, Operating Handle Inside	1634			
Dummy Pair	1635			
<b>Sets with 2" x 10 1/2" Plates</b>				
Keyed with American Cylinder (Schlage® Keyway standard, Weiser® Keyway optional, Rekeyable)	1641			
Non-Keyed Passage	1642			
Non-Keyed American Style Thumbturn Inside	1643			
Non-Keyed Fixed Handle Outside, Operating Handle Inside	1644			
Dummy Pair	1645			

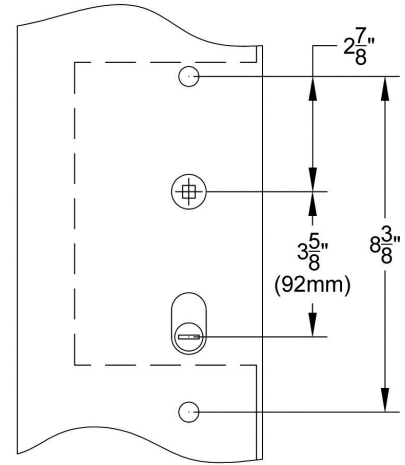

**Handing Required**

- Key codes may be specified. Fits standard door thickness of 1 3/4". Specify if thicker.
- Set includes plates, handles and cylinders (where applicable). Multi Point lock mechanism is not included.

**Weiser® (WR5) Keyway**

- Specify by adding "W" to the beginning of Product Code.
- No upcharge for cylinder substitution. Can be keyed into existing Weiser® system.

## Door Configuration #6 American Cylinder Below Handle 3 5/8" Center-to-Center



**Keyed Plates with American Cylinder** Includes non-keyed thumbturn inside

### Standard Door Thickness: from 1 5/8" to 2"

- Standard Components:
- Single Cylinder Tailpiece
  - 3 3/4" Steel Spindle
  - 2" Rosette Screws
  - 1 1/2" Rosette Screws for 1 5/8" thick door

### Extended Door Thickness: Over 2" to 2 3/4"

- Extended Components:
- Long Single Cylinder Tailpiece
  - 4 1/2" Steel Spindle
  - 2 1/2" Rosette Screws
  - 2" Rosette Screws for 2" - 2 1/8" thick door

**Non-Keyed Plates** Includes non-keyed passage, fixed handle out/operating handle in, and dummy (uses screws only)

### Standard Door Thickness: from 1 5/8" to 2"

- Standard Components:
- Thumbturn Tailpiece
  - 3 3/4" Steel Spindle (half-spindle for fixed handle out/operating handle in)
  - 2" Rosette Screws
  - 1 1/2" Rosette Screws for 1 5/8" thick door

### Extended Door Thickness: Over 2" to 2 3/4"

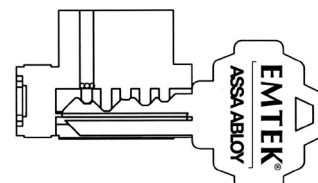
- Extended Components:
- Long Thumbturn Tailpiece
  - 4 1/2" Steel Spindle (half-spindle for fixed handle out/operating handle in)
  - 2 1/2" Rosette Screws
  - 2" Rosette Screws for 2" - 2 1/8" thick door

### Charge for Re-Keying - \$2.00 (NET) per cylinder

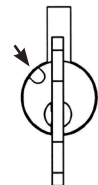
- Keying to Code
  - Order by indicating "**Key Code XXXXX**" next to applicable locks
- Keying Alike
  - Order by indicating "**Keyed Alike**" next to applicable locks if only one keyed alike group is wanted
  - If ordering multiple groups (houses) indicate "**Keyed Alike House #\_**" next to applicable locks

### Charge for Construction Keying - \$3.00 (NET) per cylinder

- Locks that are both construction keyed and keyed alike in a house group will be charged a total of **\$5.00 (NET) per cylinder**
- Lost ball system
- Last four pin locations drilled for lost ball application
- Master key pins used for code variability
- Construction keys and owner keys sent separately
- Order by indicating "**Construction Keyed, House #\_**" next to applicable locks



Construction devices used on one or more of last four positions



Dimples drilled in plug in this position

Set includes plates, handles and cylinders (where applicable). Multi Point lock mechanism is not included.  
Milgard®, Pella®

<b>Keyed with American Cylinder</b> (for Active Door, Schlage® Keyway Standard, Weiser® Keyway Optional, Rekeyable)	
Product Codes <b>1611, 1631, 1651, 1671, 16A1</b> 	Product Codes <b>1621, 1641, 1661, 1681, 16B1</b> 
<b>Non-Keyed, Passage</b> (for Semi-Active Door)	
Product Codes <b>1612, 1632, 1652, 1672, 16A2</b> 	Product Codes <b>1622, 1642, 1662, 1682, 16B2</b> 
<b>Non-Keyed, American Style Thumbturn Inside</b> (for Active Door)	
Product Codes <b>1613, 1633, 1653, 1673, 16A3</b> 	Product Codes <b>1623, 1643, 1663, 1683, 16B3</b> 
<b>Non-Keyed, Fixed Handle Outside, Operating Handle Inside</b> (for Semi-Active Door)	
Product Codes <b>1614, 1634, 1654, 1674, 16A4</b> Fixed 	Product Codes <b>1624, 1644, 1664, 1684, 16B4</b> Fixed 
<b>Dummy Pair</b> (for Non-Active Door)	
Product Codes <b>1615, 1635, 1655, 1675, 16A5</b> Fixed Fixed 	Product Codes <b>1625, 1645, 1665, 1685, 16B5</b> Fixed Fixed 

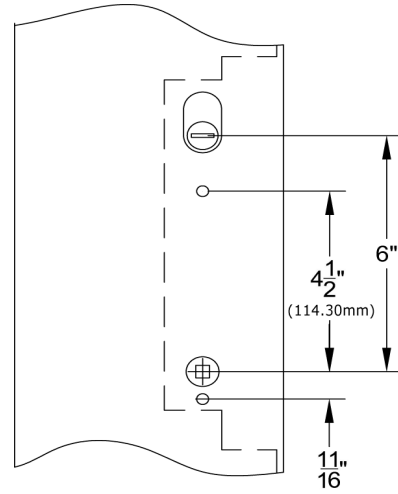
# DOOR CONFIGURATION

## #7

### American Cylinder Hub Above Handle 6" Center-to-Center

ref. Trillanium® (formerly W&F Manufacturing)

Each Multi Point Lock Trim now includes the Spring Assist function which returns the lever to the neutral position and eliminates sagging handles.



**Brass Modern**  
2" x 10" Keyed  
Poseidon Levers



**Brass Modern**  
2" x 10" Non-Keyed  
Hercules Levers

BRASS PLATES, MODERN STYLE	Product Code	Lever Style (LH/RH)	Finish	List Price
<b>Sets with 2" x 10" Plates</b>		<i>See Page 10 for Brass Lever Options.</i>	Satin Brass (US4) Oil Rubbed Bronze (US10B) Polished Nickel - Lifetime (US14) Satin Nickel (US15) Flat Black (US19) Polished Chrome (US26) <b>Unlacquered Brass (US3NL)*</b>	<b>\$273.00</b>
Keyed with American Cylinder (Schlage® Keyway standard, Weiser® Keyway optional, Rekeyable)	17B1			
Non-Keyed American Style T-Turn Inside (Patio Function)	17B3			
Dummy Pair	17B5			
Non-Keyed American Style T-Turn Inside, Fixed Handles	17B6			
			<b>*Unlacquered Brass (US3NL)</b> finish available for a \$40 List Price upcharge per item.	

#### Handing Required

- Key codes may be specified. Fits standard door thickness of 1¾". Specify if thicker.
- Set includes plates, handles and cylinders (where applicable). Multi Point lock mechanism is not included.

#### Weiser®(WR5) Keyway

- Specify by adding "W" to the beginning of Product Code.
- No upcharge for cylinder substitution. Can be keyed into existing Weiser® system.



**Stainless Steel**  
2" x 10" Keyed  
Stuttgart Levers



**Stainless Steel**  
2" x 10" Non-Keyed  
Hercules Levers

STAINLESS STEEL PLATES, MODERN STYLE		Product Code	Lever Style (LH/RH)	Finish	List Price
<b>Sets with 2" x 10" Plates</b>			<i>See Page 11 for Stainless Steel Lever Options.</i>	Brushed Stainless Steel (SS)	<b>\$273.00</b>
Keyed with American Cylinder (Schlage® Keyway standard, Weiser® Keyway optional, Rekeyable)	17B1				
Non-Keyed American Style T-Turn Inside (Patio Function)	17B3				
Dummy Pair	17B5				
Non-Keyed American Style T-Turn Inside, Fixed Handles	17B6				



**Sandcast Rectangular**  
2" x 10" Keyed  
Lariat Levers



**Sandcast Rectangular**  
2" x 10" Non-Keyed  
Lariat Levers

SANDCAST BRONZE PLATES, RECTANGULAR STYLE		Product Code	Lever Style (LH/RH)	Finish	List Price
<b>Sets with 2" x 10" Plates</b>			<i>See Page 11 for Sandcast Bronze Lever Options.</i>	Flat Black Bronze (FB) Medium Bronze (MB) Tumbled White Bronze (TWB)	<b>\$304.00</b>
Keyed with American Cylinder (Schlage® Keyway standard, Weiser® Keyway optional, Rekeyable)	1761				
Non-Keyed American Style T-Turn Inside (Patio Function)	1763				
Dummy Pair	1765				
Non-Keyed American Style T-Turn Inside, Fixed Handles	1766				



**Sandcast Arched**  
2" x 10" Keyed  
Montrose Levers



**Sandcast Arched**  
2" x 10" Non-Keyed  
Cody Levers

SANDCAST BRONZE PLATES, ARCHED STYLE		Product Code	Lever Style (LH/RH)	Finish	List Price
<b>Sets with 2" x 10" Plates</b>			<i>See Page 11 for Sandcast Bronze Lever Options.</i>	Flat Black Bronze (FB) Medium Bronze (MB) Tumbled White Bronze (TWB)	<b>\$304.00</b>
Keyed with American Cylinder (Schlage® Keyway standard, Weiser® Keyway optional, Rekeyable)	1721				
Non-Keyed American Style T-Turn Inside (Patio Function)	1723				
Dummy Pair	1725				
Non-Keyed American Style T-Turn Inside, Fixed Handles	1726				

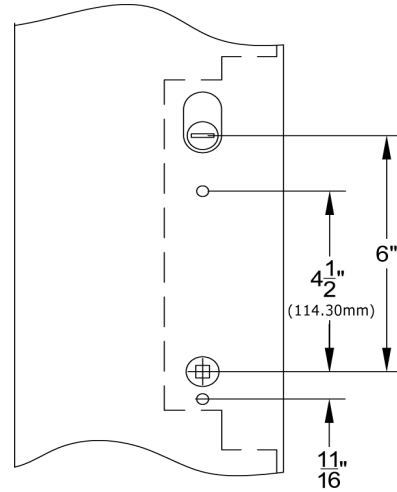
# DOOR CONFIGURATION

## #7

### American Cylinder Hub Above Handle 6" Center-to-Center

ref. Trillanium® (formerly W&F Manufacturing)

Each Multi Point Lock Trim now includes the Spring Assist function which returns the lever to the neutral position and eliminates sagging handles.



**Bronze Tuscany**  
2" x 10½" Keyed  
Padua Levers



**Bronze Tuscany**  
2" x 10½" Non-Keyed  
Napoli Levers

LOST WAX CAST BRONZE PLATES, TUSCANY STYLE	Product Code	Lever Style (LH/RH)	Finish	List Price
<b>Sets with 2" x 10½" Plates</b>		<i>See Page 11 for Lost Wax Cast Bronze Lever Options.</i>	Flat Black Bronze (FB) Medium Bronze (MB)	<b>\$304.00</b>
Keyed with American Cylinder (Schlage® Keyway standard, Weiser® Keyway optional, Rekeyable)	1741			
Non-Keyed American Style T-Turn Inside (Patio Function)	1743			
Dummy Pair	1745			
Non-Keyed American Style T-Turn Inside, Fixed Handles	1746			

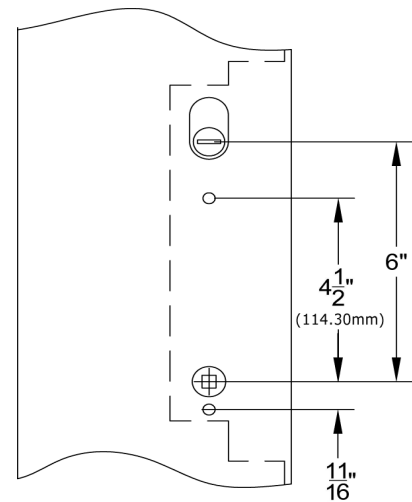

#### Handing Required

- Key codes may be specified. Fits standard door thickness of 1¾". Specify if thicker.
- Set includes plates, handles and cylinders (where applicable). Multi Point lock mechanism is not included.

#### Weiser®(WR5) Keyway

- Specify by adding "W" to the beginning of Product Code.
- No upcharge for cylinder substitution. Can be keyed into existing Weiser® system.

**Door Configuration #7 American Cylinder Above Handle 6" Center-to-Center**



**Keyed Plates with American Cylinder** Includes non-keyed thumbturn inside

Standard Door Thickness: from 1 5/8" to 2"
Standard Components: • Single Cylinder Tailpiece • 2" Steel Spindles (Half-spindle) • 2" Rosette Screws for 1 5/8" - 1 3/4" thick door • 2 1/2" Rosette Screws for 1 3/4" - 2" thick door

Extended Door Thickness: Over 2" to 2 3/4"
Extended Components: • Long Single Cylinder Tailpiece • 2" Steel Spindles (Half-spindle) • 2 1/2" Rosette Screws 2" - 2 1/4" thick door • 3" Rosette Screws for 2 1/4" - 2 3/4" thick door

**Non-Keyed Plates** Includes non-keyed passage, fixed handle out/operating handle in, & dummy (uses screws only)

Standard Door Thickness: from 1 5/8" to 2"
Standard Components: • Thumbturn Tailpiece • 2" Steel Spindles (Half-spindle. No spindle for fixed handles) • 2" Rosette Screws for 1 5/8" - 1 3/4" thick door • 2 1/2" Rosette Screws for 1 3/4" - 2" thick door

Extended Door Thickness: Over 2" to 2 3/4"
Extended Components: • Long Thumbturn Tailpiece • 2" Steel Spindles (Half-spindle. No spindle for fixed handles) • 2 1/2" Rosette Screws 2" - 2 1/4" thick door • 3" Rosette Screws for 2 1/4" - 2 3/4" thick door

Charge for Re-Keying - \$2.00 (NET) per cylinder
<ul style="list-style-type: none"> <li>Keying to Code - Order by indicating "<b>Key Code XXXXX</b>" next to applicable locks</li> <li>Keying Alike - Order by indicating "<b>Keyed Alike</b>" next to applicable locks if only one keyed alike group is wanted - If ordering multiple groups (houses) indicate "<b>Keyed Alike House #_</b>" next to applicable locks</li> </ul>

Charge for Construction Keying - \$3.00 (NET) per cylinder
<ul style="list-style-type: none"> <li>Locks that are both construction keyed and keyed alike in a house group will be charged a total of <b>\$5.00 (NET) per cylinder</b></li> <li>Lost ball system</li> <li>Last four pin locations drilled for lost ball application</li> <li>Master key pins used for code variability</li> <li>Construction keys and owner keys sent separately</li> <li>Order by indicating "<b>Construction Keyed, House #_</b>" next to applicable locks</li> </ul>
<p>Construction devices used on one or more of last four positions</p> <p>Dimples drilled in plug in this position</p>

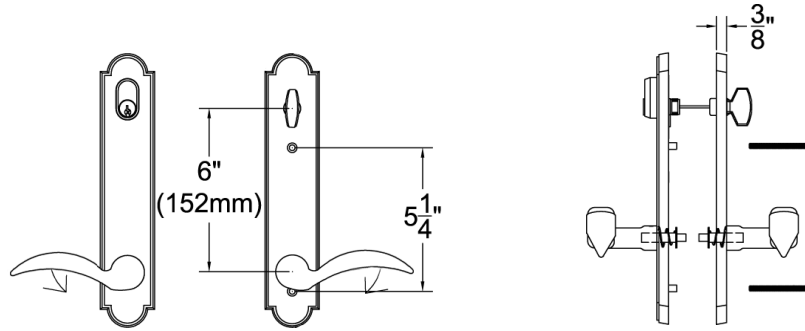
# DOOR CONFIGURATION #7 Specification Sheet for Components and Door Thickness

Set includes plates, handles and cylinders (where applicable). Multi Point lock mechanism is not included.

Trillanium® (formerly W&F Manufacturing)

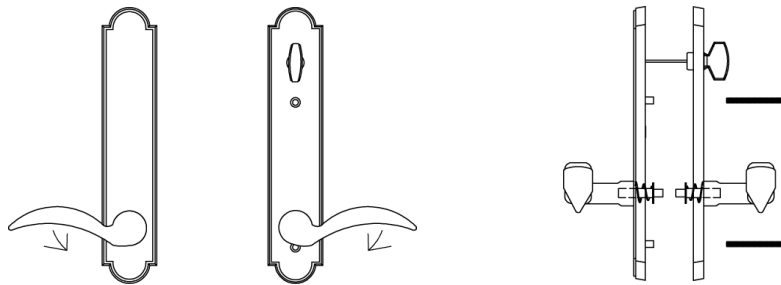
## Keyed with American Cylinder (for Active Door, Schlage® Keyway Standard, Weiser® Keyway Optional, Rekeyable)

Product Codes **1721, 1741, 1761, 17B1**



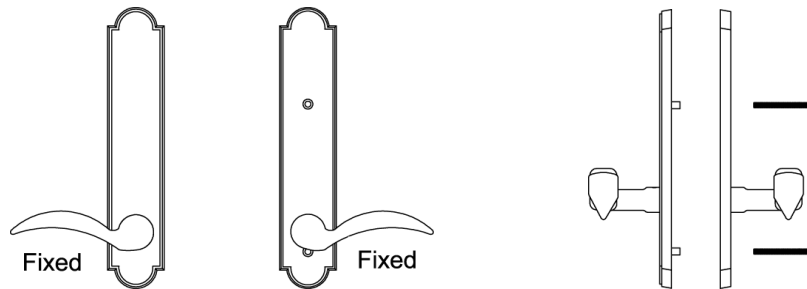
## Non-Keyed, American Style T-Turn Inside (Active Door)

Product Codes **1723, 1743, 1763, 17B3**



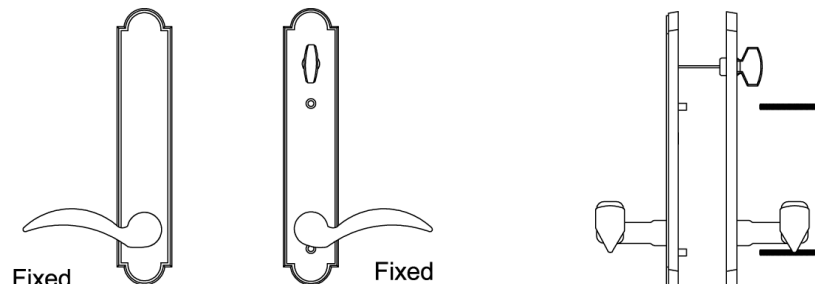
## Dummy Pair (for Non-Active Door)

Product Codes **1725, 1745, 1765, 17B5**



## Non-Keyed, Fixed Handles, American Style T-Turn Inside (for Semi-Active Door)

Product Codes **1726, 1746, 1766, 17B6**



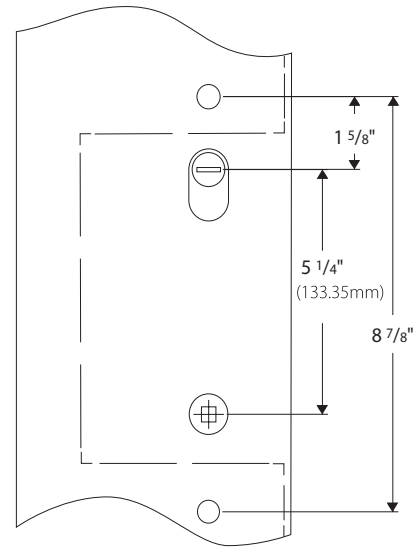
# DOOR CONFIGURATION

## #8

### American Cylinder Hub Above Handle 5 1/4" Center to Center

ref. Neuma Doors®

Each Multi Point Lock Trim now includes the Spring Assist function which returns the lever to the neutral position and eliminates sagging handles.



**Stainless Steel**  
1 1/2" x 11" Non-Keyed  
Athena Levers



**Stainless Steel**  
2" x 10" Keyed  
Dresden Levers

STAINLESS STEEL PLATES, MODERN STYLE	Product Code	Lever Style (LH/RH)	Finish	List Price
<b>Sets with 1 1/2" x 11" Plates</b>		<i>See Page 11 for Stainless Steel Lever Options.</i>	Brushed Stainless Steel (SS)	<b>\$273.00</b>
Keyed with American Cylinder (Schlage® Keyway standard, Weiser® Keyway optional, Rekeyable)	18A1			
Non-Keyed Passage	18A2			
Non-Keyed American Style Thumbturn Inside	18A3			
Non-Keyed Fixed Handle Outside, Operating Handle Inside	18A4			
<b>Sets with 2" x 10" Plates</b>				
Keyed with American Cylinder (Schlage® Keyway standard, Weiser® Keyway optional, Rekeyable)	18B1			
Non-Keyed Passage	18B2			
Non-Keyed American Style Thumbturn Inside	18B3			
Non-Keyed Fixed Handle Outside, Operating Handle Inside	18B4			

#### Handing Required

- Key codes may be specified. Fits standard door thickness of 1 3/4". Specify if thicker.
- Set includes plates, handles and cylinders (where applicable). Multi Point lock mechanism is not included.

#### Weiser® (WR5) Keyway

- Specify by adding "W" to the beginning of Product Code.
- No upcharge for cylinder substitution. Can be keyed into existing Weiser® system.

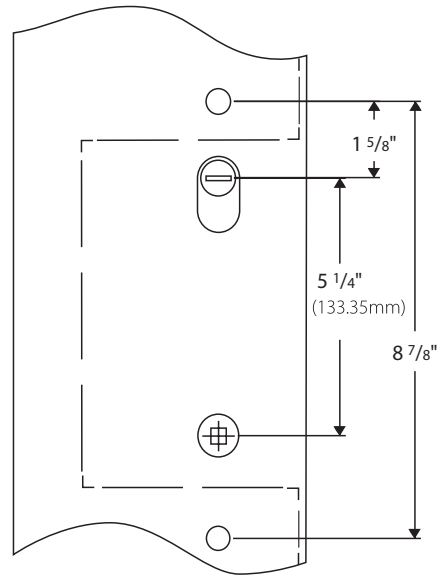
# DOOR CONFIGURATION

## #8

### American Cylinder Hub Above Handle 5 1/4" Center to Center

ref. Neuma Doors®

Each Multi Point Lock Trim now includes the Spring Assist function which returns the lever to the neutral position and eliminates sagging handles.



**Sandcast Rectangular**  
1 1/2" x 11" Non-Keyed  
Lariat Levers



**Sandcast Rectangular**  
2" x 10" Keyed  
Teton Levers

SANDCAST BRONZE PLATES, RECTANGULAR STYLE	Product Code	Lever Style (LH/RH)	Finish	List Price
<b>Sets with 1 1/2" x 11" Plates</b>		<i>See Page 11 for Sandcast Bronze Lever Options.</i>	Flat Black Bronze (FB) Medium Bronze (MB) Tumbled White Bronze (TWB)	<b>\$304.00</b>
Keyed with American Cylinder (Schlage® Keyway standard, Weiser® Keyway optional, Rekeyable)	1851			
Non-Keyed Passage	1852			
Non-Keyed American Style Thumbturn Inside	1853			
Non-Keyed Fixed Handle Outside, Operating Handle Inside	1854			
<b>Sets with 2" x 10" Plates</b>				
Keyed with American Cylinder (Schlage® Keyway standard, Weiser® Keyway optional, Rekeyable)	1861			
Non-Keyed Passage	1862			
Non-Keyed American Style Thumbturn Inside	1863			
Non-Keyed Fixed Handle Outside, Operating Handle Inside	1864			

#### Handing Required

- Key codes may be specified. Fits standard door thickness of 1 3/4". Specify if thicker.
- Set includes plates, handles and cylinders (where applicable). Multi Point lock mechanism is not included.

#### Weiser®(WR5) Keyway

- Specify by adding "W" to the beginning of Product Code.
- No upcharge for cylinder substitution. Can be keyed into existing Weiser® system.



SANCAST BRONZE PLATES, ARCHED STYLE	Product Code	Lever Style (LH/RH)	Finish	List Price
<b>Sets with 1 1/2" x 11" Plates</b>	1811	<i>See Page 11 for Sandcast Bronze Lever Options.</i>	Flat Black Bronze (FB) Medium Bronze (MB) Tumbled White Bronze (TWB)	<b>\$304.00</b>
Keyed with American Cylinder (Schlage® Keyway standard, Weiser® Keyway optional, Rekeyable)				
Non-Keyed Passage				
Non-Keyed American Style Thumbturn Inside				
Non-Keyed Fixed Handle Outside, Operating Handle Inside				
<b>Sets with 2" x 10" Plates</b>	1821			
Keyed with American Cylinder (Schlage® Keyway standard, Weiser® Keyway optional, Rekeyable)				
Non-Keyed Passage				
Non-Keyed American Style Thumbturn Inside				
Non-Keyed Fixed Handle Outside, Operating Handle Inside	1824			



LOST WAX CAST BRONZE PLATES, TUSCANY STYLE	Product Code	Lever Style (LH/RH)	Finish	List Price
<b>Sets with 1 1/2" x 11 1/8" Plates</b>	1831	<i>See Page 11 for Lost Wax Cast Bronze Lever Options.</i>	Flat Black Bronze (FB) Medium Bronze (MB)	<b>\$304.00</b>
Keyed with American Cylinder (Schlage® Keyway standard, Weiser® Keyway optional, Rekeyable)				
Non-Keyed Passage				
Non-Keyed American Style Thumbturn Inside				
Non-Keyed Fixed Handle Outside, Operating Handle Inside	1834			
<b>Sets with 2" x 10 1/2" Plates</b>	1841			
Keyed with American Cylinder (Schlage® Keyway standard, Weiser® Keyway optional, Rekeyable)				
Non-Keyed Passage				
Non-Keyed American Style Thumbturn Inside				
Non-Keyed Fixed Handle Outside, Operating Handle Inside	1844			

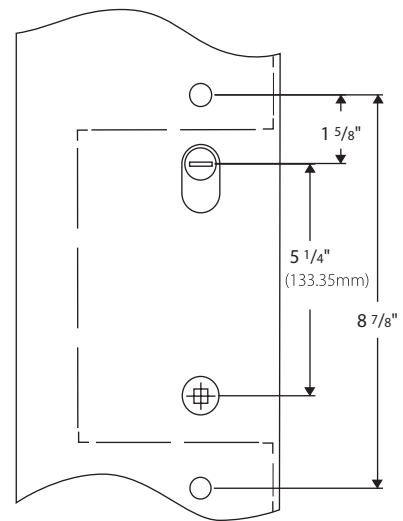

**Handing Required**

- Key codes may be specified. Fits standard door thickness of 1 3/4". Specify if thicker.
- Set includes plates, handles and cylinders (where applicable). Multi Point lock mechanism is not included.

**Weiser® (WR5) Keyway**

- Specify by adding "W" to the beginning of Product Code.
- No upcharge for cylinder substitution. Can be keyed into existing Weiser® system.

## Door Configuration #8 American Cylinder Above Handle 5 1/4" Center to Center



**Keyed Plates with American Cylinder** Includes non-keyed thumbturn inside

Standard Door Thickness: from 1 5/8" to 2"	Extended Door Thickness: Over 2" to 2 3/4"
<p>Standard Components:</p> <ul style="list-style-type: none"> <li>• Single Cylinder Tailpiece</li> <li>• 3 3/4" Steel Spindle</li> <li>• 2" Rosette Screws</li> <li>• 1 1/2" Rosette Screws for 1 5/8" thick door</li> </ul>	<p>Extended Components:</p> <ul style="list-style-type: none"> <li>• Long Single Cylinder Tailpiece</li> <li>• 4 1/2" Steel Spindle</li> <li>• 2 1/2" Rosette Screws</li> <li>• 2" Rosette Screws for 2" - 2 1/8" thick door</li> </ul>

**Non-Keyed Plates** Includes non-keyed passage, fixed handle out/operating handle in, and dummy (uses screws only)

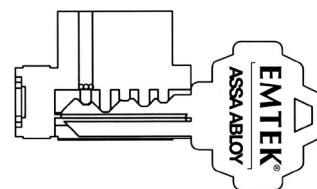
Standard Door Thickness: from 1 5/8" to 2"	Extended Door Thickness: Over 2" to 2 3/4"
<p>Standard Components:</p> <ul style="list-style-type: none"> <li>• Thumbturn Tailpiece</li> <li>• 3 3/4" Steel Spindle (half-spindle for fixed handle out/operating handle in)</li> <li>• 2" Rosette Screws</li> <li>• 1 1/2" Rosette Screws for 1 5/8" thick door</li> </ul>	<p>Extended Components:</p> <ul style="list-style-type: none"> <li>• Long Thumbturn Tailpiece</li> <li>• 4 1/2" Steel Spindle (half-spindle for fixed handle out/operating handle in)</li> <li>• 2 1/2" Rosette Screws</li> <li>• 2" Rosette Screws for 2" - 2 1/8" thick door</li> </ul>

### Charge for Re-Keying - \$2.00 (NET) per cylinder

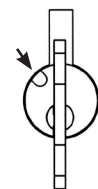
- Keying to Code
  - Order by indicating "**Key Code XXXXX**" next to applicable locks
- Keying Alike
  - Order by indicating "**Keyed Alike**" next to applicable locks if only one keyed alike group is wanted
  - If ordering multiple groups (houses) indicate "**Keyed Alike House #\_**" next to applicable locks

### Charge for Construction Keying - \$3.00 (NET) per cylinder

- Locks that are both construction keyed and keyed alike in a house group will be charged a total of **\$5.00 (NET) per cylinder**
- Lost ball system
- Last four pin locations drilled for lost ball application
- Master key pins used for code variability
- Construction keys and owner keys sent separately
- Order by indicating "**Construction Keyed, House #\_**" next to applicable locks



Construction devices used on one or more of last four positions



Dimples drilled in plug in this position

Set includes plates, handles and cylinders (where applicable). Multi Point lock mechanism is not included.

Neuma Doors®

<b>Keyed with American Cylinder</b> (for Active Door, Schlage® Keyway Standard, Weiser® Keyway Optional, Rekeyable)	
<p>Product Codes <b>1811, 1831, 1851, 18A1</b></p>	<p>Product Codes <b>1821, 1841, 1861, 18B1</b></p>
<b>Non-Keyed, Passage</b> (for Semi-Active Door)	
<p>Product Codes <b>1812, 1832, 1852, 18A2</b></p>	<p>Product Codes <b>1822, 1842, 1862, 18B2</b></p>
<b>Non-Keyed, American Style Thumbturn Inside</b> (for Active Door)	
<p>Product Codes <b>1813, 1833, 1853, 18A3</b></p>	<p>Product Codes <b>1823, 1843, 1863, 18B3</b></p>
<b>Non-Keyed, Fixed Handle Outside, Operating Handle Inside</b> (for Semi-Active Door)	
<p>Product Codes <b>1814, 1834, 1854, 18A4</b></p> <p>Fixed</p>	<p>Product Codes <b>1824, 1844, 1864, 18B4</b></p> <p>Fixed</p>

# PRODUCT INDEX

PRODUCT CODE	PAGE	PRODUCT CODE	PAGE	PRODUCT CODE	PAGE	PRODUCT CODE	PAGE
1L1A11	18	11B2	27, 31	16B3	57, 61	1182	26, 31
1L1A12	18	11B3	27, 31	16B4	57, 61	1183	26, 31
1L1A13	18	11B4	27, 31	16B5	57, 61	1184	26, 31
1L1A14	18	11B5	27, 31	17B1	62, 63, 66	1185	26, 31
1L1A15	18	12A1	33, 37	17B3	62, 63, 66	1211	34, 37
1L1A21	18	12A2	33, 37	17B5	62, 63, 66	1212	34, 37
1L1A22	18	12A3	33, 37	17B6	62, 63, 66	1213	34, 37
1L1A23	18	12A4	33, 37	18A1	67, 71	1214	34, 37
1L1A24	18	12A5	33, 37	18A2	67, 71	1215	34, 37
1L1A25	18	12B1	33, 37	18A3	67, 71	1221	34, 37
1L1A51	23	12B2	33, 37	18A4	67, 71	1222	34, 37
1L1A52	23	12B3	33, 37	18B1	67, 71	1223	34, 37
1L1A53	23	12B4	33, 37	18B2	67, 71	1224	34, 37
1L1A54	23	12B5	33, 37	18B3	67, 71	1225	34, 37
1L1A55	23	13A1	39, 43	18B4	67, 71	1231	35, 37
1L1M11	17	13A2	39, 43	1111	28, 31	1232	35, 37
1L1M12	17	13A3	39, 43	1112	28, 31	1233	35, 37
1L1M13	17	13A4	39, 43	1113	28, 31	1234	35, 37
1L1M14	17	13A5	39, 43	1114	28, 31	1235	35, 37
1L1M15	17	13B1	39, 43	1115	28, 31	1241	35, 37
1L1M21	17	13B2	39, 43	1121	28, 31	1242	35, 37
1L1M22	17	13B3	39, 43	1122	28, 31	1243	35, 37
1L1M23	17	13B4	39, 43	1123	28, 31	1244	35, 37
1L1M24	17	13B5	39, 43	1124	28, 31	1245	35, 37
1L1M25	17	14A1	45, 49	1125	28, 31	1251	35, 37
1L1M51	22	14A2	45, 49	1131	29, 31	1252	35, 37
1L1M52	22	14A3	45, 49	1132	29, 31	1253	35, 37
1L1M53	22	14A4	45, 49	1133	29, 31	1254	35, 37
1L1M54	22	14A5	45, 49	1134	29, 31	1255	35, 37
1L1M55	22	14B1	45, 49	1135	29, 31	1261	35, 37
1L1R11	16	14B2	45, 49	1141	29, 31	1262	35, 37
1L1R12	16	14B3	45, 49	1142	29, 31	1263	35, 37
1L1R13	16	14B4	45, 49	1143	29, 31	1264	35, 37
1L1R14	16	14B5	45, 49	1144	29, 31	1265	35, 37
1L1R15	16	15A1	51, 55	1145	29, 31	1271	32, 37
1L1R21	16	15A2	51, 55	1151	29, 31	1272	32, 37
1L1R22	16	15A3	51, 55	1152	29, 31	1273	32, 37
1L1R23	16	15A4	51, 55	1153	29, 31	1274	32, 37
1L1R24	16	15A5	51, 55	1154	29, 31	1275	32, 37
1L1R25	16	15B1	51, 55	1155	29, 31	1281	32, 37
1L1R51	21	15B2	51, 55	1161	29, 31	1282	32, 37
1L1R52	21	15B3	51, 55	1162	29, 31	1283	32, 37
1L1R53	21	15B4	51, 55	1163	29, 31	1284	32, 37
1L1R54	21	15B5	51, 55	1164	29, 31	1285	32, 37
1L1R55	21	16A1	57, 61	1165	29, 31	1311	40, 43
11A1	27, 31	16A2	57, 61	1171	26, 31	1312	40, 43
11A2	27, 31	16A3	57, 61	1172	26, 31	1313	40, 43
11A3	27, 31	16A4	57, 61	1173	26, 31	1314	40, 43
11A4	27, 31	16A5	57, 61	1174	26, 31	1315	40, 43
11A5	27, 31	16B1	57, 61	1175	26, 31	1321	40, 43
11B1	27, 31	16B2	57, 61	1181	26, 31	1322	40, 43

PRODUCT CODE	PAGE	PRODUCT CODE	PAGE	PRODUCT CODE	PAGE	PRODUCT CODE	PAGE
1323	40, 43	1444	47, 49	1565	53, 55	1721	63, 66
1324	40, 43	1445	47, 49	1571	50, 55	1723	63, 66
1325	40, 43	1451	47, 49	1572	50, 55	1725	63, 66
1331	41, 43	1452	47, 49	1573	50, 55	1726	63, 66
1332	41, 43	1453	47, 49	1574	50, 55	1741	64, 66
1333	41, 43	1454	47, 49	1575	50, 55	1743	64, 66
1334	41, 43	1455	47, 49	1581	50, 55	1745	64, 66
1335	41, 43	1461	47, 49	1582	50, 55	1746	64, 66
1341	41, 43	1462	47, 49	1583	50, 55	1761	63, 66
1342	41, 43	1463	47, 49	1584	50, 55	1763	63, 66
1343	41, 43	1464	47, 49	1585	50, 55	1765	63, 66
1344	41, 43	1465	47, 49	1611	58, 61	1766	63, 66
1345	41, 43	1471	44, 49	1612	58, 61	1811	69, 71
1351	41, 43	1472	44, 49	1613	58, 61	1812	69, 71
1352	41, 43	1473	44, 49	1614	58, 61	1813	69, 71
1353	41, 43	1474	44, 49	1615	58, 61	1814	69, 71
1354	41, 43	1475	44, 49	1621	58, 61	1821	69, 71
1355	41, 43	1481	44, 49	1622	58, 61	1822	69, 71
1361	41, 43	1482	44, 49	1623	58, 61	1823	69, 71
1362	41, 43	1483	44, 49	1624	58, 61	1824	69, 71
1363	41, 43	1484	44, 49	1625	58, 61	1831	69, 71
1364	41, 43	1485	44, 49	1631	59, 61	1832	69, 71
1365	41, 43	1511	52, 55	1632	59, 61	1833	69, 71
1371	38, 43	1512	52, 55	1633	59, 61	1834	69, 71
1372	38, 43	1513	52, 55	1634	59, 61	1841	69, 71
1373	38, 43	1514	52, 55	1635	59, 61	1842	69, 71
1374	38, 43	1515	52, 55	1641	59, 61	1843	69, 71
1375	38, 43	1521	52, 55	1642	59, 61	1844	69, 71
1381	38, 43	1522	52, 55	1643	59, 61	1851	68, 71
1382	38, 43	1523	52, 55	1644	59, 61	1852	68, 71
1383	38, 43	1524	52, 55	1645	59, 61	1853	68, 71
1384	38, 43	1525	52, 55	1651	59, 61	1854	68, 71
1385	38, 43	1531	53, 55	1652	59, 61	1861	68, 71
1411	46, 49	1532	53, 55	1653	59, 61	1862	68, 71
1412	46, 49	1533	53, 55	1654	59, 61	1863	68, 71
1413	46, 49	1534	53, 55	1655	59, 61	1864	68, 71
1414	46, 49	1535	53, 55	1661	59, 61		
1415	46, 49	1541	53, 55	1662	59, 61		
1421	46, 49	1542	53, 55	1663	59, 61		
1422	46, 49	1543	53, 55	1664	59, 61		
1423	46, 49	1544	53, 55	1665	59, 61		
1424	46, 49	1545	53, 55	1671	56, 61		
1425	46, 49	1551	53, 55	1672	56, 61		
1431	47, 49	1552	53, 55	1673	56, 61		
1432	47, 49	1553	53, 55	1674	56, 61		
1433	47, 49	1554	53, 55	1675	56, 61		
1434	47, 49	1555	53, 55	1681	56, 61		
1435	47, 49	1561	53, 55	1682	56, 61		
1441	47, 49	1562	53, 55	1683	56, 61		
1442	47, 49	1563	53, 55	1684	56, 61		
1443	47, 49	1564	53, 55	1685	56, 61		



# LIFETIME LIMITED WARRANTY

Subject to the terms and conditions of this warranty, Emtek Products, Inc. ("Company") extends a lifetime limited warranty\* to the original consumer user ("Original User") of our product ("Product") against defects in material and workmanship, as long as the Original User occupies the residential premises upon which the Product was originally installed.

*\*Electronic components warranted TWO (2) YEARS*

This warranty only applies to the Original User of the Products. This warranty is not transferable. This warranty applies to all products sold on or after April 2, 2012.

**Original User:** The Original User will return the defective Product to the retailer from whom it was purchased, accompanied by a statement of defects and proof of purchase.

**What Emtek will do:** Upon return of the defective Product to Emtek for inspection, free and clear of all liens and encumbrances and accompanied by the statement of defects and proof of purchase, Emtek's sole obligation, at its option, is to either repair or replace the Product, or refund the original retailer purchase price in exchange for the Product.

**THE COMPANY MAKES NO OTHER WARRANTY OTHER THAN AS EXPRESSLY STATED HEREIN, AND ALL IMPLIED WARRANTIES, INCLUDING ANY WARRANTY OF MERCHANTABILITY OR FITNESS FOR A PARTICULAR PURPOSE, ARE HEREBY EXCLUDED.**

**THE COMPANY'S MAXIMUM LIABILITY HEREUNDER IS LIMITED TO THE PURCHASE PRICE OF THE PRODUCT. IN NO EVENT SHALL THE COMPANY BE LIABLE FOR ANY CONSEQUENTIAL, INDIRECT, INCIDENTAL OR SPECIAL AND/OR PUNITIVE DAMAGES OF ANY NATURE ARISING FROM THE SALE OR USE OF THE PRODUCT, WHETHER BASED ON CONTRACT, WARRANTY, TORT, STRICT LIABILITY, PATENT INFRINGEMENT, OR OTHERWISE, EVEN IF ADVISED OF THE POSSIBILITY OF SUCH DAMAGES.** Some local laws do not allow the exclusion or limitation of incidental or consequential damages, so the above exclusion or limitation may not apply to you. This warranty gives specific legal rights and a buyer may also have other rights which may vary from state to state.

**WHAT IS NOT COVERED:** THE FOLLOWING COSTS, EXPENSES AND DAMAGES ARE NOT COVERED BY THE PROVISIONS OF THIS LIMITED WARRANTY: (I) LABOR COSTS INCLUDING, BUT NOT LIMITED TO, SUCH COSTS AS THE REMOVAL AND RE-INSTALLATION OF PRODUCT; AND (II) SHIPPING AND FREIGHT EXPENSES REQUIRED TO RETURN PRODUCT TO EMTEK.

THE PROVISIONS OF THIS WARRANTY DO NOT APPLY TO PRODUCTS: (I) USED IN COMMERCIAL APPLICATIONS; (II) USED IN COMMON AREA APPLICATIONS; (III) USED FOR PURPOSES FOR WHICH THEY ARE NOT DESIGNED OR INTENDED; (IV) WHICH HAVE BEEN SUBJECTED TO ALTERATION, ABUSE, MISUSE, NEGLIGENCE OR ACCIDENT; (V) WHICH HAVE BEEN IMPROPERLY STORED, INSTALLED, MAINTAINED OR OPERATED; (VI) WHICH HAVE BEEN USED IN VIOLATION OF WRITTEN INSTRUCTIONS PROVIDED BY EMTEK; (VII) WHICH HAVE BEEN SUBJECTED TO IMPROPER TEMPERATURE, HUMIDITY OR OTHER ENVIRONMENTAL CONDITIONS; OR (VIII) WHICH, BASED ON EMTEK'S EXAMINATION, DO NOT DISCLOSE TO EMTEK'S SATISFACTION NON-CONFORMANCE TO THE WARRANTY. Additionally, this warranty DOES NOT COVER scratches, abrasions, or deterioration due to the use of paints, solvents or other chemicals.

**Finish Warranty:** Polished Brass-Lifetime and Polished Nickel-Lifetime finishes carry a lifetime limited finish warranty. There is no finish warranty on Deep Burgundy, Flat Black Patina, Medium Bronze Patina, Polished White Bronze, Rust, Silver Patina, Tumbled White Bronze, and Unlacquered Brass finishes. All other finishes carry a five year finish warranty.

**Warranty claims:** Please contact the retailer from whom the defective product was purchased. If assistance is needed, please contact Emtek Customer Service at:

EMTEK Products, Inc.  
Tel: (626) 961-0413

# EMTEK®

EMTEK Products, Inc.  
Tel: 800-356-2741 • 626-961-0413  
Fax: 800-577-5771 • 626-336-2812  
emtek.com