




















# BROADWAY COLLECTION

Frameless Bevel (B) or Polished Edge (P)



Single Door

Product Code	Overall Door Dimensions	Recessed Rough Wall Opening	Door Style	List Price
 MC1519B	15" x 19"	14 <sup>3</sup> / <sub>8</sub> " x 18"	Bevel	\$475
 MC1519P			Polished	\$475
 MC1525B	15" x 25"	14 <sup>3</sup> / <sub>8</sub> " x 24"	Bevel	\$510
 MC1525P			Polished	\$510
 MC1530B	15" x 30"	14 <sup>3</sup> / <sub>8</sub> " x 29 <sup>3</sup> / <sub>8</sub> "	Bevel	\$545
 MC1530P			Polished	\$545
 MC1536B	15" x 36"	14 <sup>3</sup> / <sub>8</sub> " x 35 <sup>3</sup> / <sub>8</sub> "	Bevel	\$635
 MC1536P			Polished	\$635
 MC2026B	20" x 26"	19 <sup>3</sup> / <sub>8</sub> " x 25 <sup>3</sup> / <sub>8</sub> "	Bevel	\$575
 MC2026P			Polished	\$575
 MC2030B	20" x 30"	19 <sup>3</sup> / <sub>8</sub> " x 29 <sup>3</sup> / <sub>8</sub> "	Bevel	\$610
 MC2030P			Polished	\$610
 MC2036B	20" x 36"	19 <sup>3</sup> / <sub>8</sub> " x 35 <sup>3</sup> / <sub>8</sub> "	Bevel	\$710
 MC2036P			Polished	\$710
 MC2430B	24" x 30"	23 <sup>3</sup> / <sub>8</sub> " x 29 <sup>3</sup> / <sub>8</sub> "	Bevel	\$660
 MC2430P			Polished	\$660
 MC2436B	24" x 36"	23 <sup>3</sup> / <sub>8</sub> " x 35 <sup>3</sup> / <sub>8</sub> "	Bevel	\$770
 MC2436P			Polished	\$770

**HIGHLIGHTS**

- Single, double and triple door medicine cabinets
- Beveled edge 3/4" (B), Polished edge (P)
- 3-mirror design (front, back of cabinet & behind door)

- Gray satin anodized aluminum construction
- 3/8" high-polished tempered adjustable glass shelves
- Euro style 6-way adjustable hinges
- Recessed or Optional Surface Mount Kit

 UPS and FedEx Ground require a \$25 per box foam packing fee.

MEDICINE CABINETS



# BROADWAY COLLECTION

Frameless Bevel (B) or Polished Edge (P)

	Product Code	Overall Door Dimensions	Recessed Rough Wall Opening	Door Style	List Price
<p><b>Double Door</b></p>	MC2519B	25" x 19" (2 equal doors)	24" x 18"	Bevel	\$595
	MC2519P			Polished	\$595
	MC3121B	31" x 21" (2 equal doors)	30" x 20"	Bevel	\$660
	MC3121P			Polished	\$660
	MC2830B	28" x 30" (10" door & 18" door)	27 <sup>3</sup> / <sub>8</sub> " x 29 <sup>3</sup> / <sub>8</sub> "	Bevel	\$770
	MC2830P			Polished	\$770
	MC3030B	30" x 30" (12" door & 18" door)	29 <sup>3</sup> / <sub>8</sub> " x 29 <sup>3</sup> / <sub>8</sub> "	Bevel	\$785
	MC3030P			Polished	\$785

**MEDICINE CABINETS**

**HIGHLIGHTS**

- Single, double and triple door medicine cabinets
- Beveled edge 3/4" (B), Polished edge (P)
- 3-mirror design (front, back of cabinet & behind door)


- Gray satin anodized aluminum construction
- 3/8" high-polished tempered adjustable glass shelves
- Euro style 6-way adjustable hinges
- Recessed or Optional Surface Mount Kit








UPS and FedEx Ground require a \$25 per box foam packing fee.



# BROADWAY COLLECTION


Frameless Bevel (B) or Polished Edge (P)

	Product Code	Overall Door Dimensions	Recessed Rough Wall Opening	Door Style	List Price
 <p>Triple Door</p>	MC3630B	36" x 30"	35 <sup>3</sup> / <sub>8</sub> " x 29 <sup>3</sup> / <sub>8</sub> "	Bevel	\$1,125
	MC3630P	3 doors 10 <sup>1</sup> / <sub>2</sub> " - 15" - 10 <sup>1</sup> / <sub>2</sub> "		Polished	\$1,125
	MC4830B	48" x 30"	47 <sup>3</sup> / <sub>8</sub> " x 29 <sup>3</sup> / <sub>8</sub> "	Bevel	\$1,250
	MC4830P	3 doors 15" - 18" - 15"		Polished	\$1,250
	MC4836B	48" x 36"	47 <sup>3</sup> / <sub>8</sub> " x 35 <sup>3</sup> / <sub>8</sub> "	Bevel	\$1,395
	MC4836P	3 doors 15" - 18" - 15"		Polished	\$1,395

	Product Code	Height Dimension	List Price
<p><b>Optional Surface Mount Kits</b> contain mirrored sides and hanging hardware.</p>	 MSK-19	19" high	\$75
	 MSK-21	21" high	\$80
	 MSK-25	25" high	\$85
	 MSK-26	26" high	\$90
	 MSK-30	30" high	\$95
	 MSK-36	36" high	\$100
<p><b>Optional Ganging Kits</b></p>	 GMC	Contains two support brackets w/screws to join two cabinets, side by side. Additional kits needed for more cabinets.	\$30

**HIGHLIGHTS**

- Single, double and triple door medicine cabinets
- Beveled edge 3/4" (B), Polished edge (P)
- 3-mirror design (front, back of cabinet & behind door)
- Gray satin anodized aluminum construction
- 3/8" high-polished tempered adjustable glass shelves
- Euro style 6-way adjustable hinges
- Recessed or Optional Surface Mount Kit

 UPS and FedEx Ground require a \$25 per box foam packing fee.

MEDICINE CABINETS