



330-453-8437 or 800-288-4095
 Fax: 330-453-4913
 Email: amiinfo@amitops.com
 Website: www.amisurfaces.com

Name / Company			
Address	City	State	Zip
Phone	Fax		
Email			

STANDARD MOLDED VANITY TOP ORDER FORM

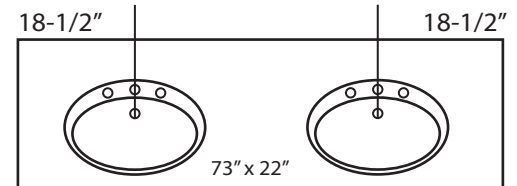
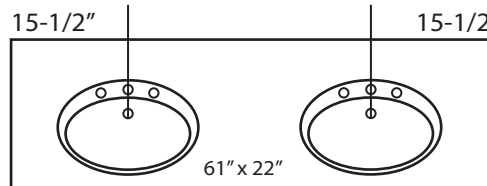
Please fill out all sections of the order form for quicker turnaround.

Date:	P.O. #	Tag:	Salesperson:	Ship VIA:	Date Required:
-------	--------	------	--------------	-----------	----------------

STANDARD VANITY TOPS

Qty.	Length	Depth	Oval Bowl	Shell Bowl	Faucet Drill	Left End Splash	Right End Splash
	Marble	Solid	Alabaster	Ironstone	Color Name	Color Number	Gloss
Qty.	Length	Depth	Oval Bowl	Shell Bowl	Faucet Drill	Left End Splash	Right End Splash
	Marble	Solid	Alabaster	Ironstone	Color Name	Color Number	Gloss
Qty.	Length	Depth	Oval Bowl	Shell Bowl	Faucet Drill	Left End Splash	Right End Splash
	Marble	Solid	Alabaster	Ironstone	Color Name	Color Number	Gloss
Qty.	Length	Depth	Oval Bowl	Shell Bowl	Faucet Drill	Left End Splash	Right End Splash
	Marble	Solid	Alabaster	Ironstone	Color Name	Color Number	Gloss

Both standard double bowl vanity tops come with a 3/4" thick eased edge only on 3 sides. Not a dripless edge.



STANDARD DBL VANITY TOPS

Qty.	Length	Depth	Oval Bowl	Faucet Drill	Left End Splash	Right End Splash		
	61"	22"	DBL Only					
	Marble	Solid	Alabaster	Ironstone	Color Name	Color Number	Gloss	Matte
Qty.	Length	Depth	Oval Bowl	Faucet Drill	Left End Splash	Right End Splash		
	73"	22"	DBL Only					
	Marble	Solid	Alabaster	Ironstone	Color Name	Color Number	Gloss	Matte



330-453-8437 or 800-288-4095
 Fax: 330-453-4913
 Email: amiinfo@amitops.com
 Website: www.amisurfaces.com

Name / Company			
Address	City	State	Zip
Phone		Fax	
Email			

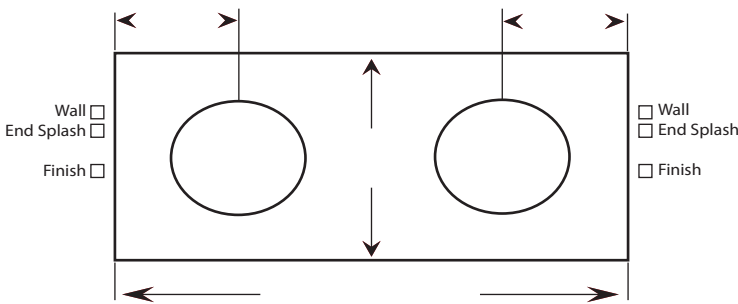
CUSTOM MOLDED VANITY TOP ORDER FORM

Please fill out all sections
 of the order form
 for quicker turnaround.

Date:	P.O. #	Tag:	Salesperson:	Ship VIA:	Date Required:
-------	--------	------	--------------	-----------	----------------

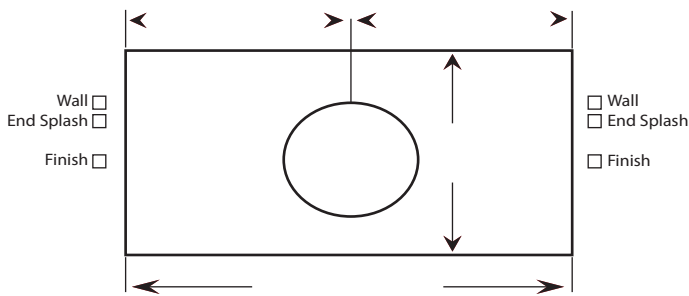
PLEASE ALLOW 1/2" TO 1" OVERHANG ON OPEN ENDS AND FRONT

Qty.	Marble	Solid	Alabaster	Ironstone	Color Name	Color Number	Gloss	Matte



BACKSPASHES <input type="checkbox"/> 4" Integral (attached) <input type="checkbox"/> 3/4" x 4" separate <input type="checkbox"/> None EDGING <input type="checkbox"/> Standard 3/4" <input type="checkbox"/> Edge # _____ FAUCET DRILLS <input type="checkbox"/> 4" Standard <input type="checkbox"/> 8" Wide Spread <input type="checkbox"/> Center single hole Other _____	REGULAR BOWL <input type="checkbox"/> Recessed Oval <input type="checkbox"/> Recessed Shell <input type="checkbox"/> Cameo Bowl <input type="checkbox"/> Mini Oval <input type="checkbox"/> Deco China Undermount <input type="checkbox"/> White <input type="checkbox"/> Biscuit <input type="checkbox"/> Eased edge opening <input type="checkbox"/> Ogee edge opening <input type="checkbox"/> No Bowl <input type="checkbox"/> AMI to mount your bowl Eased edge opening only	PREMIUM BOWL <input type="checkbox"/> Contemporary Bowl <input type="checkbox"/> Wave Bowl <input type="checkbox"/> Classic Bowl <input type="checkbox"/> Neuvo China Undermount <input type="checkbox"/> White <input type="checkbox"/> Biscuit <input type="checkbox"/> Farley Undermount <input type="checkbox"/> Black Copper <input type="checkbox"/> Nickel <input type="checkbox"/> Star Undermount <input type="checkbox"/> Black Copper <input type="checkbox"/> Nickel Please select edge opening on all AMI undermounts <input type="checkbox"/> Eased edge opening <input type="checkbox"/> Ogee edge opening
--	---	---

Qty.	Marble	Solid	Alabaster	Ironstone	Color Name	Color Number	Gloss	Matte



BACKSPASHES <input type="checkbox"/> 4" Integral (attached) <input type="checkbox"/> 3/4" x 4" separate <input type="checkbox"/> None EDGING <input type="checkbox"/> Standard 3/4" <input type="checkbox"/> Edge # _____ FAUCET DRILLS <input type="checkbox"/> 4" Standard <input type="checkbox"/> 8" Wide Spread <input type="checkbox"/> Center single hole Other _____	REGULAR BOWL <input type="checkbox"/> Recessed Oval <input type="checkbox"/> Recessed Shell <input type="checkbox"/> Cameo Bowl <input type="checkbox"/> Mini Oval <input type="checkbox"/> Deco China Undermount <input type="checkbox"/> White <input type="checkbox"/> Biscuit <input type="checkbox"/> Eased edge opening <input type="checkbox"/> Ogee edge opening <input type="checkbox"/> No Bowl <input type="checkbox"/> AMI to mount your bowl Eased edge opening only	PREMIUM BOWL <input type="checkbox"/> Contemporary Bowl <input type="checkbox"/> Wave Bowl <input type="checkbox"/> Classic Bowl <input type="checkbox"/> Neuvo China Undermount <input type="checkbox"/> White <input type="checkbox"/> Biscuit <input type="checkbox"/> Farley Undermount <input type="checkbox"/> Black Copper <input type="checkbox"/> Nickel <input type="checkbox"/> Star Undermount <input type="checkbox"/> Black Copper <input type="checkbox"/> Nickel Please select edge opening on all AMI undermounts <input type="checkbox"/> Eased edge opening <input type="checkbox"/> Ogee edge opening
--	---	---

Qty.	Marble	Solid	Alabaster	Ironstone	Color Name	Color Number	Gloss	Matte

Other Shapes:

BACKSPASHES <input type="checkbox"/> 4" Integral (attached) <input type="checkbox"/> 3/4" x 4" separate <input type="checkbox"/> None EDGING <input type="checkbox"/> Standard 3/4" <input type="checkbox"/> Edge # _____ FAUCET DRILLS <input type="checkbox"/> 4" Standard <input type="checkbox"/> 8" Wide Spread <input type="checkbox"/> Center single hole Other _____	REGULAR BOWL <input type="checkbox"/> Recessed Oval <input type="checkbox"/> Recessed Shell <input type="checkbox"/> Cameo Bowl <input type="checkbox"/> Mini Oval <input type="checkbox"/> Deco China Undermount <input type="checkbox"/> White <input type="checkbox"/> Biscuit <input type="checkbox"/> Eased edge opening <input type="checkbox"/> Ogee edge opening <input type="checkbox"/> No Bowl <input type="checkbox"/> AMI to mount your bowl Eased edge opening only	PREMIUM BOWL <input type="checkbox"/> Contemporary Bowl <input type="checkbox"/> Wave Bowl <input type="checkbox"/> Classic Bowl <input type="checkbox"/> Neuvo China Undermount <input type="checkbox"/> White <input type="checkbox"/> Biscuit <input type="checkbox"/> Farley Undermount <input type="checkbox"/> Black Copper <input type="checkbox"/> Nickel <input type="checkbox"/> Star Undermount <input type="checkbox"/> Black Copper <input type="checkbox"/> Nickel Please select edge opening on all AMI undermounts <input type="checkbox"/> Eased edge opening <input type="checkbox"/> Ogee edge opening
--	---	---



330-453-8437 or 800-288-4095
 Fax: 330-453-4913
 Email: amiinfo@amitops.com
 Website: www.amisurfaces.com

Name / Company			
Address	City	State	Zip
Phone		Fax	
Email			

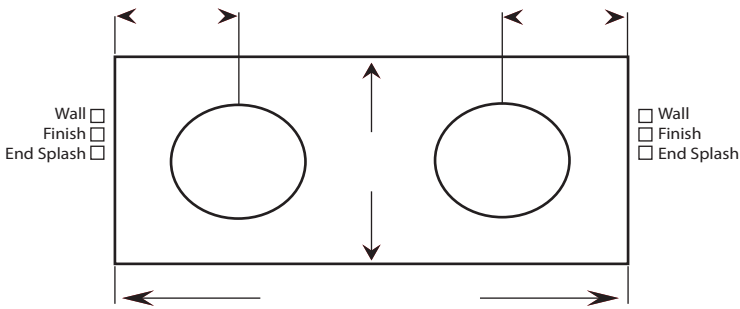
SOLID SURFACE VANITY TOP ORDER FORM

Please fill out all sections of the order form for quicker turnaround.

Date:	P.O. #	Tag:	Salesperson:	Ship VIA:	Date Required:
-------	--------	------	--------------	-----------	----------------

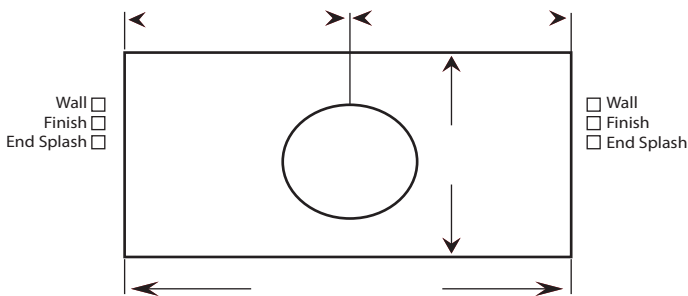
PLEASE ALLOW 1/2" TO 1" OVERHANG ON OPEN ENDS AND FRONT

Qty.	Color Name	Color Number	Satin Finish
	SOLID SURFACE		



BACKSPASHES <input type="checkbox"/> 3-3/4" Integral (attached) <input type="checkbox"/> 1/2" x 4" separate <input type="checkbox"/> None FAUCET DRILLS <input type="checkbox"/> 4" Standard <input type="checkbox"/> 8" Wide Spread <input type="checkbox"/> Center single hole <input type="checkbox"/> Other _____	REGULAR BOWL <input type="checkbox"/> Integral Oval <input type="checkbox"/> Snow Cap <input type="checkbox"/> Zephyr White <input type="checkbox"/> Biscotti <input type="checkbox"/> Deco China Undermount <input type="checkbox"/> White <input type="checkbox"/> Biscuit <input type="checkbox"/> No Bowl <input type="checkbox"/> AMI to mount your bowl	PREMIUM BOWL <input type="checkbox"/> Integral Rectangular <input type="checkbox"/> Snow Cap <input type="checkbox"/> Zephyr White <input type="checkbox"/> Biscotti <input type="checkbox"/> Neuvo China Undermount <input type="checkbox"/> White <input type="checkbox"/> Biscuit
---	---	--

Qty.	Color Name	Color Number	Satin Finish
	SOLID SURFACE		



BACKSPASHES <input type="checkbox"/> 3-3/4" Integral (attached) <input type="checkbox"/> 1/2" x 4" separate <input type="checkbox"/> None FAUCET DRILLS <input type="checkbox"/> 4" Standard <input type="checkbox"/> 8" Wide Spread <input type="checkbox"/> Center single hole <input type="checkbox"/> Other _____	REGULAR BOWL <input type="checkbox"/> Integral Oval <input type="checkbox"/> Snow Cap <input type="checkbox"/> Zephyr White <input type="checkbox"/> Biscotti <input type="checkbox"/> Deco China Undermount <input type="checkbox"/> White <input type="checkbox"/> Biscuit <input type="checkbox"/> No Bowl <input type="checkbox"/> AMI to mount your bowl	PREMIUM BOWL <input type="checkbox"/> Integral Rectangular <input type="checkbox"/> Snow Cap <input type="checkbox"/> Zephyr White <input type="checkbox"/> Biscotti <input type="checkbox"/> Neuvo China Undermount <input type="checkbox"/> White <input type="checkbox"/> Biscuit
---	---	--

Qty.	Color Name	Color Number	Satin Finish
	SOLID SURFACE		

Other Shapes:

BACKSPASHES <input type="checkbox"/> 3-3/4" Integral (attached) <input type="checkbox"/> 1/2" x 4" separate <input type="checkbox"/> None FAUCET DRILLS <input type="checkbox"/> 4" Standard <input type="checkbox"/> 8" Wide Spread <input type="checkbox"/> Center single hole <input type="checkbox"/> Other _____	REGULAR BOWL <input type="checkbox"/> Integral Oval <input type="checkbox"/> Snow Cap <input type="checkbox"/> Zephyr White <input type="checkbox"/> Biscotti <input type="checkbox"/> Deco China Undermount <input type="checkbox"/> White <input type="checkbox"/> Biscuit <input type="checkbox"/> No Bowl <input type="checkbox"/> AMI to mount your bowl	PREMIUM BOWL <input type="checkbox"/> Integral Rectangular <input type="checkbox"/> Snow Cap <input type="checkbox"/> Zephyr White <input type="checkbox"/> Biscotti <input type="checkbox"/> Neuvo China Undermount <input type="checkbox"/> White <input type="checkbox"/> Biscuit
---	---	--



330-453-8437 or 800-288-4095
 Fax: 330-453-4913
 Email: amiinfo@amitops.com
 Website: www.amisurfaces.com

Name / Company			
Address	City	State	Zip
Phone	Fax		
Email			

Tyvarian® A'vant®
endless possibilities.
 &
MADERA
VANITY TOP
ORDER FORM

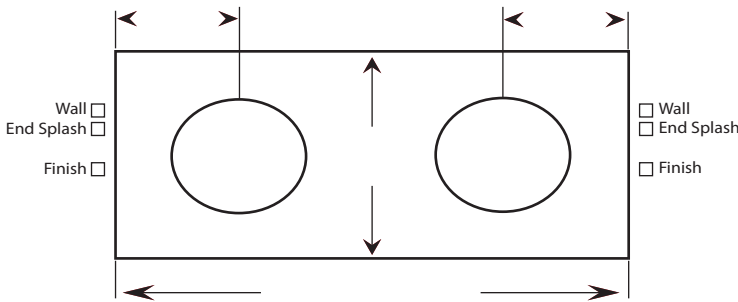
Date:	P.O. #	Tag:	Salesperson:	Ship VIA:	Date Required:
-------	--------	------	--------------	-----------	----------------

STANDARD A'vant VANITY TOPS ONLY

Qty.	Length	Depth	Deco Bowl	Neuvo Bowl	Faucet Drill	Left End Splash	Right End Splash
		22 1/2"					
	A'vant Granite	Color Name - Gloss Only			A'vant Quartz	Color Name - Gloss Only	
Qty.	Length	Depth	Deco Bowl	Neuvo Bowl	Faucet Drill	Left End Splash	Right End Splash
		22 1/2"					
	A'vant Granite	Color Name - Gloss Only			A'vant Quartz	Color Name - Gloss Only	
Qty.	Length	Depth	Deco Bowl	Neuvo Bowl	Faucet Drill	Left End Splash	Right End Splash
		22 1/2"					
	A'vant Granite	Color Name - Gloss Only			A'vant Quartz	Color Name - Gloss Only	

PLEASE ALLOW 1/2" TO 1" OVERHANG ON OPEN ENDS AND FRONT

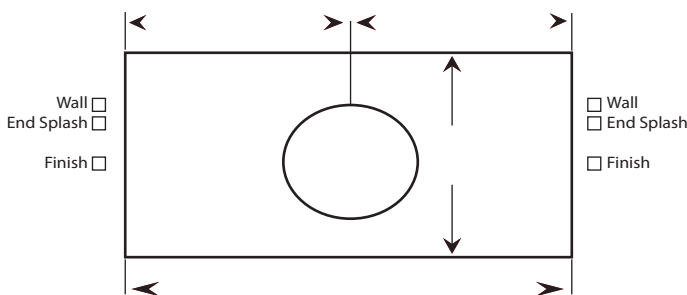
Qty.	Tyvarian	Color Name	Gloss	Matte	A'vant	Color Name - Gloss Only	Madera	Color Name - Semi Gloss Only



BACKSPASHES <input type="checkbox"/> 4" Separate (Included) <input type="checkbox"/> None	REGULAR BOWL <input type="checkbox"/> Deco China <input type="checkbox"/> White <input type="checkbox"/> Biscuit <input type="checkbox"/> No Bowl	PREMIUM BOWL <input type="checkbox"/> Neuvo China <input type="checkbox"/> White <input type="checkbox"/> Biscuit <input type="checkbox"/> Vessel Prep
EDGING <input type="checkbox"/> 2cm A'vant <input type="checkbox"/> 1" Tyvarian <input type="checkbox"/> 1 1/2" Madera		
FAUCET DRILLS <input type="checkbox"/> 4" Standard <input type="checkbox"/> 8" Wide Spread <input type="checkbox"/> Center single hole		

CUSTOM VANITY TOPS

Qty.	Tyvarian	Color Name	Gloss	Matte	A'vant	Color Name - Gloss Only	Madera	Color Name - Semi Gloss Only



BACKSPASHES <input type="checkbox"/> 4" Separate (Included) <input type="checkbox"/> None	REGULAR BOWL <input type="checkbox"/> Deco China <input type="checkbox"/> White <input type="checkbox"/> Biscuit <input type="checkbox"/> No Bowl	PREMIUM BOWL <input type="checkbox"/> Neuvo China <input type="checkbox"/> White <input type="checkbox"/> Biscuit <input type="checkbox"/> Vessel Prep
EDGING <input type="checkbox"/> 2cm A'vant <input type="checkbox"/> 1" Tyvarian <input type="checkbox"/> 1 1/2" Madera		
FAUCET DRILLS <input type="checkbox"/> 4" Standard <input type="checkbox"/> 8" Wide Spread <input type="checkbox"/> Center single hole		



330-453-8437 or 800-288-4095
 Fax: 330-453-4913
 Email: amiinfo@amitops.com
 Website: www.amisurfaces.com

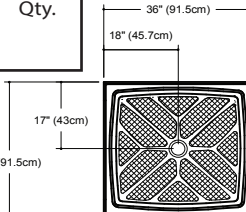
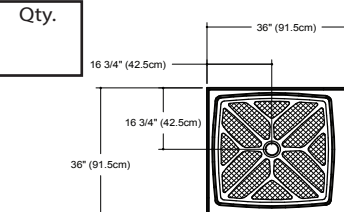
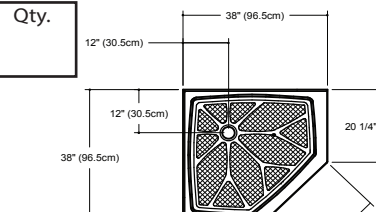
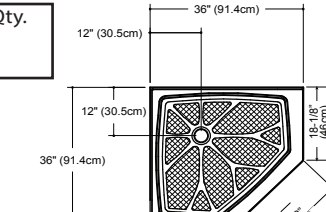
Name / Company			
Address	City	State	Zip
Phone		Fax	
Email			

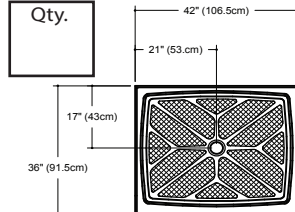
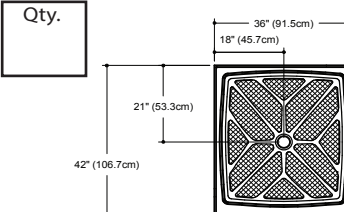
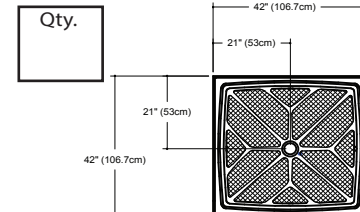
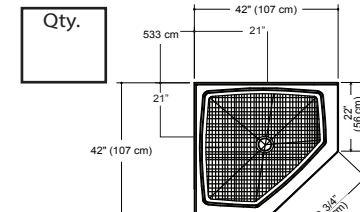
STANDARD SHOWER BASE ORDER FORM

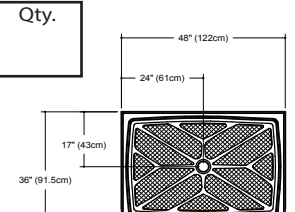
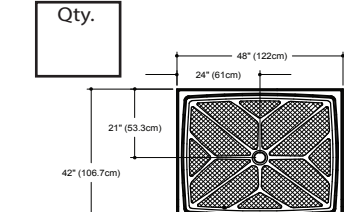
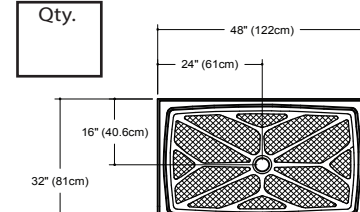
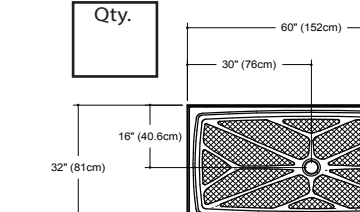
Please fill out all sections of the order form for quicker turnaround.

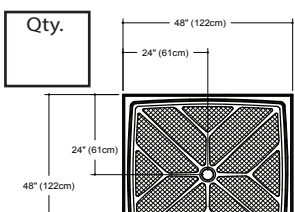
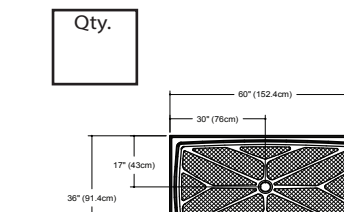
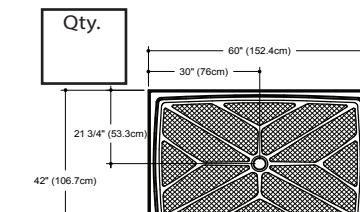
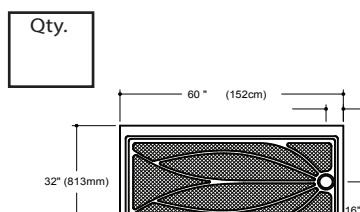
Date:	P.O. #	Tag:	Salesperson:	Ship VIA:	Date Required:
-------	--------	------	--------------	-----------	----------------

<input type="checkbox"/>	<input type="checkbox"/>	<input type="checkbox"/>	<input type="checkbox"/>	<input type="checkbox"/>	Color Name	Color Number	<input type="checkbox"/>	<input type="checkbox"/>
Marble	Solid	Alabaster	Ironstone				Gloss	Matte

<p>Qty. <input type="checkbox"/></p>  <p>36" x 36"</p>	<p>Qty. <input type="checkbox"/></p>  <p>36" x 36" Corner Double Threshold</p>	<p>Qty. <input type="checkbox"/></p>  <p>38" x 38" Neo</p>	<p>Qty. <input type="checkbox"/></p>  <p>36" x 36" Neo</p>
--	---	--	---

<p>Qty. <input type="checkbox"/></p>  <p>42" x 36"</p>	<p>Qty. <input type="checkbox"/></p>  <p>36" x 42"</p>	<p>Qty. <input type="checkbox"/></p>  <p>42" x 42"</p>	<p>Qty. <input type="checkbox"/></p>  <p>42" x 42" Neo</p>
---	--	---	--

<p>Qty. <input type="checkbox"/></p>  <p>48" x 36"</p>	<p>Qty. <input type="checkbox"/></p>  <p>48" x 42"</p>	<p>Qty. <input type="checkbox"/></p>  <p>48" x 32"</p>	<p>Qty. <input type="checkbox"/></p>  <p>60" x 32"</p>
--	---	--	---

<p>Qty. <input type="checkbox"/></p>  <p>48" x 48"</p>	<p>Qty. <input type="checkbox"/></p>  <p>60" x 36"</p>	<p>Qty. <input type="checkbox"/></p>  <p>60" x 42"</p>	<p>Qty. <input type="checkbox"/></p>  <p>60" x 32" Tub Replacement</p>
--	---	--	---

<input type="checkbox"/> Drains <input type="checkbox"/> Standard Drain Opening <input type="checkbox"/> PVC Self Caulking Assembly <input type="checkbox"/> Color _____ <input type="checkbox"/> Solid Brass Self Caulking Assembly <input type="checkbox"/> Color _____	<input type="checkbox"/> Basic Square Drain Assembly <input type="checkbox"/> Hawaii Square Drain Assembly <input type="checkbox"/> Stainless Steel Square Drain Assembly	<input type="checkbox"/> Left Hand Drain <input type="checkbox"/> Right Hand Drain	<div style="border: 1px solid black; padding: 5px; display: inline-block;"> Please see page 23 for optional drains </div>
--	---	---	---



330-453-8437 or 800-288-4095
 Fax: 330-453-4913
 Email: amiinfo@amitops.com
 Website: www.amisurfaces.com

Name / Company			
Address	City	State	Zip
Phone		Fax	
Email			

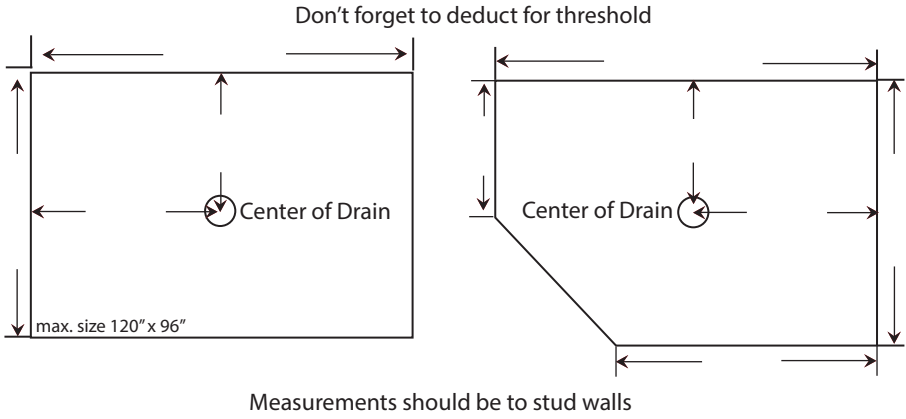
CUSTOM SHOWER BASE ORDER FORM

Please fill out all sections of the order form for quicker turnaround.

Date:	P.O. #	Tag:	Salesperson:	Ship VIA:	Date Required:
-------	--------	------	--------------	-----------	----------------

REGULAR TEXTURED CUSTOM SHOWER BASE Natural Finish

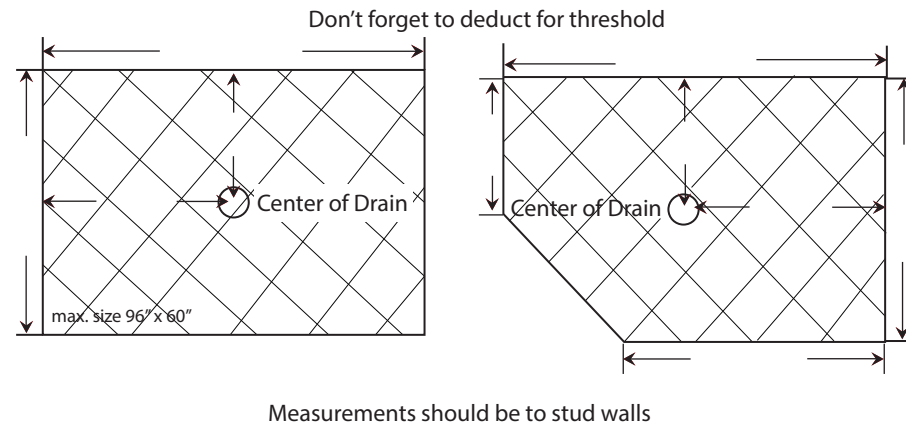
Qty.	Marble	Solid	Alabaster	Ironstone or Tyvarian	Color Name	Color Number



Drains (See page 23)	Thresholds
<input type="checkbox"/> Standard Drain Opening <input type="checkbox"/> PVC Self Caulking Assembly <input type="checkbox"/> Color _____ <input type="checkbox"/> Solid Brass Self Caulking Assembly <input type="checkbox"/> Color _____ <input type="checkbox"/> Basic Square Drain Assembly <input type="checkbox"/> Hawaii Square Drain Assembly <input type="checkbox"/> Stainless Steel Square Drain Assembly <input type="checkbox"/> Stainless Steel Square Tile Ready Drain Assembly	Gloss <input type="checkbox"/> Matte <input type="checkbox"/> One Piece Max: 96" Length _____ Three Piece Max: 120" Length _____ Cap 5" <input type="checkbox"/> Cap 6" <input type="checkbox"/> Handicap Max: 96" Length _____

NO GROUT TILE CUSTOM SHOWER BASE Gloss Finish

Qty.	Marble	Solid	Alabaster	Ironstone	Color Name	Color Number



Drains (See page 23)	Thresholds
<input type="checkbox"/> Standard Drain Opening <input type="checkbox"/> PVC Self Caulking Assembly <input type="checkbox"/> Color _____ <input type="checkbox"/> Solid Brass Self Caulking Assembly <input type="checkbox"/> Color _____ <input type="checkbox"/> Basic Square Drain Assembly <input type="checkbox"/> Hawaii Square Drain Assembly <input type="checkbox"/> Stainless Steel Square Drain Assembly	Gloss <input type="checkbox"/> One Piece Max: 96" Length _____ Three Piece Max: 120" Length _____ Cap 5" <input type="checkbox"/> Cap 6" <input type="checkbox"/> Handicap Max: 96" Length _____



330-453-8437 or 800-288-4095
 Fax: 330-453-4913
 Email: amiinfo@amitops.com
 Website: www.amisurfaces.com

Name / Company			
Address	City	State	Zip
Phone		Fax	
Email			

TUB & SHOWER WALL ACCESSORIES ORDER FORM

Please fill out all sections of the order form for quicker turnaround.

Date:	P.O. #	Tag:	Salesperson:	Ship VIA:	Date Required:
-------	--------	------	--------------	-----------	----------------

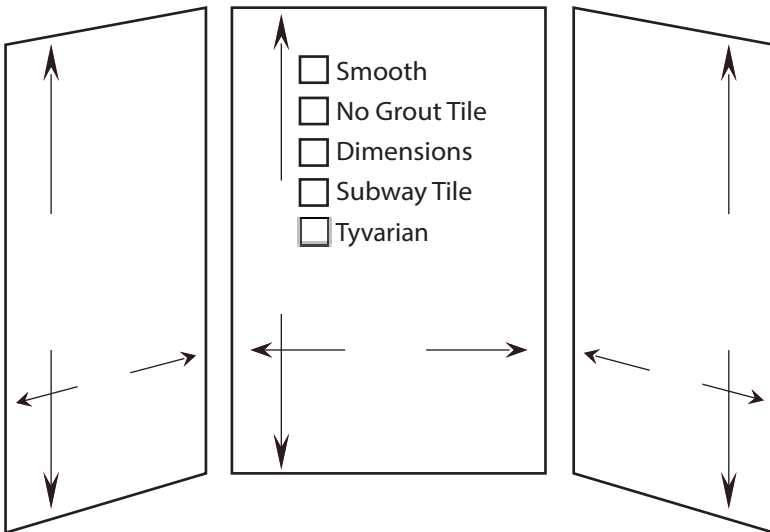
	Marble	Solid	Alabaster	Ironstone or Tyvarian	Color Name	Color Number	Gloss	Matte
Shower Walls								

3/8" TUB & SHOWER WALLS - ACCESSORIES - TRIM MOLDINGS

Maximum Wall Size in One Piece

- Gloss or Matte
- Tyvarian: 140" x 61"
 - Smooth: 144" x 72"
- Gloss Finish Only
- No Grout Tile: 87" x 75-1/2"
 - Dimensions: 120" x 60"
 - Subway Tile: 96" x 72"

"X" marked for finished edges



Qty.	ACCESSORIES	Available in Marble/Alabaster/Ironstone
<input type="checkbox"/>	Single Recessed Soap Dish	
<input type="checkbox"/>	Recessed Soap & Shampoo Dish	
<input type="checkbox"/>	Double Recessed Soap & Shampoo Dish	
<input type="checkbox"/>	Soap Box	
<input type="checkbox"/>	Shampoo Box	
<input type="checkbox"/>	Small Corner Caddy	
<input type="checkbox"/>	Corner Soap & Shampoo Caddy	
<input type="checkbox"/>	Big Daddy Caddy	
<input type="checkbox"/>	Corner Shelf Straight Front: Size _____	
<input type="checkbox"/>	Corner Shelf Curved Front: Size _____	
<input type="checkbox"/>	Flat Corner Seat-1" Thick w/ Supports	
<input type="checkbox"/>	Contoured Corner Seat	
<input type="checkbox"/>	Recessed Toilet Paper Holder	
<input type="checkbox"/>	Chrome Towel Ring	
<input type="checkbox"/>	24" or 30" Towel Bar with Clear Acrylic Bar	
<input type="checkbox"/>	Grand Daddy Caddy - Vertical	
<input type="checkbox"/>	Grand Daddy Caddy - Horizontal	
<input type="checkbox"/>	Trim Moldings _____	

STANDARD TUB & SHOWER WALL KITS

Qty.	Marble	Solid	Alabaster	Ironstone	Color Name	Color Number	Gloss	Matte

STANDARD TUB SURROUND KIT

Smooth Walls Only

- | | |
|--------------------------------------|--|
| Qty. <input type="checkbox"/> #1 Kit | Qty. <input type="checkbox"/> #1.5 Kit |
| <input type="checkbox"/> #2 Kit | <input type="checkbox"/> #2.5 Kit |
| <input type="checkbox"/> #3 Kit | <input type="checkbox"/> #3.5 Kit |
- 2 pc. back walls with 2" batton strips
- 1 pc. back wall

STANDARD SHOWER KIT

Smooth Walls Only

- | | | |
|---------------------------------------|---------------------------------------|---------------------------------------|
| Qty. <input type="checkbox"/> #4A Kit | Qty. <input type="checkbox"/> #6A Kit | Qty. <input type="checkbox"/> #7A Kit |
| <input type="checkbox"/> #4B Kit | <input type="checkbox"/> #6B Kit | <input type="checkbox"/> #7B Kit |
| <input type="checkbox"/> #4C Kit | <input type="checkbox"/> #6CKit | <input type="checkbox"/> #7C Kit |
| <input type="checkbox"/> #5A Kit | | <input type="checkbox"/> #8A Kit |
| <input type="checkbox"/> #5B Kit | | <input type="checkbox"/> #8B Kit |
| | | <input type="checkbox"/> #8C Kit |

TILE SIMPLICITY KIT

(Gloss Only)

- 2 pc. back wall 1 pc. back wall
- Kephanite**
- White Wheat
- Other colors see above



330-453-8437 or 800-288-4095
 Fax: 330-453-4913
 Email: amiinfo@amitops.com
 Website: www.amisurfaces.com

Name / Company			
Address	City	State	Zip
Phone		Fax	
Email			

FLAT STOCK ORDER FORM

Please fill out all sections of the order form for quicker turnaround.

Date:	P.O. #	Tag:	Salesperson:	Ship VIA:	Date Required:
-------	--------	------	--------------	-----------	----------------

Marble	Solid	Alabaster	Ironstone or Tyvarian	Color Name	Color Number	Gloss	Matte

"x" Marks finished edges of material.

Maximum size per panel: Smooth 144" x 72", No Grout Tile 87" x 75-1/2", Subway - 96" x 72", Dimensions 120" x 60", Tyvarian 140" x 61"

Qty:

<input type="checkbox"/>	3/8" Thick
<input type="checkbox"/>	3/4" Thick
<input type="checkbox"/>	Standard Edge
<input type="checkbox"/>	Special Edge _____
<input type="checkbox"/>	Smooth
<input type="checkbox"/>	No Grout Tile
<input type="checkbox"/>	Dimensions
<input type="checkbox"/>	Subway Tile

Qty:

<input type="checkbox"/>	3/8" Thick
<input type="checkbox"/>	3/4" Thick
<input type="checkbox"/>	Standard Edge
<input type="checkbox"/>	Special Edge _____
<input type="checkbox"/>	Smooth
<input type="checkbox"/>	No Grout Tile
<input type="checkbox"/>	Dimensions
<input type="checkbox"/>	Subway Tile

Qty:

<input type="checkbox"/>	3/8" Thick
<input type="checkbox"/>	3/4" Thick
<input type="checkbox"/>	Standard Edge
<input type="checkbox"/>	Special Edge _____
<input type="checkbox"/>	Smooth
<input type="checkbox"/>	No Grout Tile
<input type="checkbox"/>	Dimensions
<input type="checkbox"/>	Subway Tile

Qty:

<input type="checkbox"/>	3/8" Thick
<input type="checkbox"/>	3/4" Thick
<input type="checkbox"/>	Standard Edge
<input type="checkbox"/>	Special Edge _____
<input type="checkbox"/>	Smooth
<input type="checkbox"/>	No Grout Tile
<input type="checkbox"/>	Dimensions
<input type="checkbox"/>	Subway Tile

Qty:

<input type="checkbox"/>	3/8" Thick
<input type="checkbox"/>	3/4" Thick
<input type="checkbox"/>	Standard Edge
<input type="checkbox"/>	Special Edge _____
<input type="checkbox"/>	Smooth
<input type="checkbox"/>	No Grout Tile
<input type="checkbox"/>	Dimensions
<input type="checkbox"/>	Subway Tile

Qty:

<input type="checkbox"/>	3/8" Thick
<input type="checkbox"/>	3/4" Thick
<input type="checkbox"/>	Standard Edge
<input type="checkbox"/>	Special Edge _____
<input type="checkbox"/>	Smooth
<input type="checkbox"/>	No Grout Tile
<input type="checkbox"/>	Dimensions
<input type="checkbox"/>	Subway Tile

Qty:

<input type="checkbox"/>	3/8" Thick
<input type="checkbox"/>	3/4" Thick
<input type="checkbox"/>	Standard Edge
<input type="checkbox"/>	Special Edge _____
<input type="checkbox"/>	Smooth
<input type="checkbox"/>	No Grout Tile
<input type="checkbox"/>	Dimensions
<input type="checkbox"/>	Subway Tile

Qty:

<input type="checkbox"/>	3/8" Thick
<input type="checkbox"/>	3/4" Thick
<input type="checkbox"/>	Standard Edge
<input type="checkbox"/>	Special Edge _____
<input type="checkbox"/>	Smooth
<input type="checkbox"/>	No Grout Tile
<input type="checkbox"/>	Dimensions
<input type="checkbox"/>	Subway Tile

Qty:

<input type="checkbox"/>	3/8" Thick
<input type="checkbox"/>	3/4" Thick
<input type="checkbox"/>	Standard Edge
<input type="checkbox"/>	Special Edge _____
<input type="checkbox"/>	Smooth
<input type="checkbox"/>	No Grout Tile
<input type="checkbox"/>	Dimensions
<input type="checkbox"/>	Subway Tile