





EcoPower Electronic Faucets

TOTO®

Available Now	Description	List
<p>AXIOM TELS143#CP</p> 	<ul style="list-style-type: none"> • Consists of spout and controller • Hydropower self-generating system • Sensor faucet with laminar flow • Self adjusting faucet with control box and mounting hardware, less supply lines • Single-hole mount • Equipped with 0.35 gpm flow control 	<p>\$713</p>
<p>LIBELLA M TELS1B5#CP</p> 	<ul style="list-style-type: none"> • Consists of spout and controller • Hydropower self-generating system • Sensor faucet with aerated flow • Self adjusting faucet with control box and mounting hardware, less supply lines • Single-hole mount • Equipped with 0.5 gpm flow control 	<p>\$589</p>
<p>CONTROLLER TELC105R-D10E</p> 	<ul style="list-style-type: none"> • 0.09 GPC, 10 SECS ON-DEMAND 	<p>\$407</p>
<p>CONTROLLER TELC103R-D20E</p> 	<ul style="list-style-type: none"> • 0.11 GPC, 20 SECS ON-DEMAND 	<p>\$407</p>


TOTO EcoPower Products are powered by water. Mini water turbines charge capacitors during use. NO changing batteries or power outage failures.

Design – Smart Sensor

TOTO®

1. Micro-sensor positioned underneath the spout head

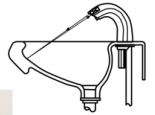
- Detects hands accurately
- Water discharges and stops immediately
- No user frustration
- No water wasted



2. Sensor self-configuration

Faucet configures itself automatically and optimizes its detection range in consonance with the lavatory sink

- No manual adjustment needed when lavatory is changed
- No erroneous detection of foreign objects (i.e. towel left in sink) as hands



3. Polarized glass

- Prevent glare and reflections of glass
- No erroneous detection



Choose from a variety of Spout Styles and flow gpm

1 gpm, or .5 gpm, or .035 gpm



Combine with a Flow controller



1 gpm spout— 10 seconds on-demand
 .5gpm spout— 10 seconds on-demand
 or 20 seconds continuous
 .35gpm spout— 20 seconds on-demand

Updated 7-13-20

Please note that inventory changes frequently so please check with sales representative for updates

EcoPower Toilet and Urinal Flush Valves

TOTO

Available Now	Description
 <p>TET1LA32#CP</p> <p>List \$749</p>	<ul style="list-style-type: none"> Exposed flush valve with 1" angle stop and 1-1/2" vacuum breaker set Chrome plated body with tamper proof screws Hydropower self-generating system 1.28 GPF Self-cleaning piston valve with 360° filter screen Adjustable tail piece connection Neutral rough True mechanical manual flush override Self-adjusting detection range 6-second detection time with 3-second flush delay Automatic maintenance flush after 24 hour of inactivity For toilet with 1-1/2" top spud inlet ADA compliant
 <p>TEU1LAR#CP</p> <p>List \$711</p>	<ul style="list-style-type: none"> 0.5 GPF Self-powered hydroelectric flush valve system No minimum daily usage requirement Durable chrome plated body with tamper-proof screws and solid bronze valve body Neutral rough-in and adjustable tail piece connection True mechanical flush override Smart sensor with self-adjusting detection range 6-second detection time with no flush delay Automatic maintenance flush after 12 hours of inactivity For urinal with 3/4" top spud inlet ADA compliant *Body only, great for retrofits (angle stop & vacuum breaker not included)*

TOTO EcoPower Products are powered by water. Mini water turbines charge capacitors during use. NO changing batteries or power outage failures.

Sold in kits with Stops and Vacuum breakers or separately to replace anyone's existing manual or sensor flush valves.

Available Exposed Flush rates for toilets:

1.6 gpf, 1.28 gpf, 1.0 gpf

•Flush rates urinals

0.5 gpf , 0.125 gpf



Available Concealed Flush rates for toilets:

1.6 gpf, 1.28 gpf, 1.0 gpf

Available Concealed Flush rates for urinals:

0.5 gpf , 0.125 gpf

Commercial China shown with EcoPower flush valves.



CT708U#01 \$230
Wall Hung ADA Toilet



CT705ULN#01 \$260
Floor Mount 1.28 GPF (ADA)



UT104E#01 \$212
Small ADA Urinal



UT447E#01 \$282
Large ADA Urinal







SC534#01 \$49

Updated 7-13-20

Please note that inventory changes frequently so please check with sales representative for updates

Soap Dispenser and Hand Dryers

TOTO®

Available Now	Description	List
<p>TES100AA#CP</p> 	<ul style="list-style-type: none"> • Sensor operated soap dispenser • Sleek and compact modern design • Solid brass spout and body • Removable soap tank for easy access and effortless soap refill • Vandal resistant spout • Two power options: AC or DC • ADA Compliant 	<p>\$523</p>
<p>HDR111#SS</p> 	<ul style="list-style-type: none"> • High speed hand dryer • Hygienic, touch-free operation • Splash resistant • Space saving, in-wall design • Vandal proof water tray • Low Operating noise 56dB(A) • Energy Efficient 390W • AC powered • Stainless Steel Cover • Flush mount • ADA compliant 	<p>\$1,194</p>
<p>HDR130#SV</p> 	<ul style="list-style-type: none"> • High speed hand dryer • Hygienic, touch-free operation • Durable aluminium construction • Low Operating noise 55dB(A) • Energy Efficient 390W • AC powered 	<p>\$618</p>
<p>HDR120#WH</p> 	<ul style="list-style-type: none"> • Hygienic sensor-activated hand dryer • Double-sided blowers for faster dry time • Sleek and compact design • 208 mph of air speed • Side panels and water tray to prevent water from trickling to the floor • Low operating noise - 57dB(A) • Energy efficient 	<p>\$1,141</p>





Updated 7-13-20





Please note that inventory changes frequently so please check with sales representative for updates

In Stock Toilet Inventory












*RH
Available
in Sept.

---->

Neorests			
			
RH	AH	AC	EW
MS988CUMFG#01	MS989CUMFG#01	CWT996CEMFX#01	CWT994CEMFG#01
\$4,800	\$5,870	\$15,800	\$8,180

			
NX1	NX2	750H	700H
MS900CUMFG#01	MS901CUMFX301	MS993CUMFG#01	MS992CUMFG#01
\$10,000	\$17,300	\$13,870	\$6,950

Wall-Hung Toilets			
			
AP	EP	RP	SP
Product #: CWT426CMFG	Product #: CWT428CMFG	Product #: CWT447247CMFG	Product #: CWT449249CMFG
Price: \$1,844 (Includes in-wall tank system & push plate YT930#WH) *Other finishes available*	Price: \$1,844 (Includes in-wall tank system & push plate YT930#WH) *Other finishes available*	Price: \$1,844 (Includes in-wall tank system & push plate YT930#WH) *Other finishes available*	Price: \$1,844 (Includes in-wall tank system & push plate YT930#WH) *Other finishes available*

One-Piece Toilets					
					
Nexus	Legato	Carllyle II	Carolina II	Eco Soiree	Supreme II
Product #: MS642124CEFG	Product #: MS624234CEFG	Product #: MS614114CEFG	Product #: MS644114CEFG	Product #: MS964214CEFG	Product #: MS634114CEFG
Price: \$1,106	Price: \$1,229	Price: \$1,013	Price: \$1,087	Price: \$1,084	Price: \$906
		 Low Inventory	 Low Inventory	 Low Inventory	
New Ultramax	Nexus 1G	Legato (SS124)	Aimes (slim seat)	Aimes (SS124 seat)	Ultramax II 1G
Product #: MS856124CEMG	Product #: MS642124CUFG	Product #: MS626234CEFG	Product #: MS642124CUFG	Product #: MS626124CEFG	Product #: MS604114CUFG
Price: \$673	Price: \$1,126	Price: \$1,229	Price: \$1,229	Price: \$1,094	Price: \$842

Two-Piece Toilets									
			 Low Inventory						
Aquia IV	Nexus	Promenade II	Vespin II	Drake II	Eco Clayton	New Drake	New Drake Transitional	Eco Dartmouth	Maris
Product #: CST446CEMG	Product #: MS442124CEFG	Product #: CST404CEFG	Product #: CST474CEFG	Product #: CST454CEFG	Product #: CST784EF	Product #: MS746124CEMG	Product #: MS748124CEMG	Product #: CST754EF	Product #: CST484CEMFG
Price: \$712	Price: \$944 (including seat)	Price: \$812 (including seat)	Price: \$792 (including seat)	Price: \$689 (including seat)	Price: \$867 (including seat)	Price: \$517 (including seat)	Price: \$568 (including seat)	Price: \$826 (including seat)	Price: \$1,024 (including seat)