

HYDRO SYSTEMS

PRICE LIST

EFFECTIVE FEBRUARY 1, 2019



WHAT'S NEW FOR 2019

NEW BATHTUB MODELS/SIZES

	PAGE
ASHLEY 60 X 48 ACRYLIC DROP-IN BATHTUB	21
LACEY 72 X 54 CENTER DRAIN ACRYLIC DROP-IN BATHTUB	58-59
MARISSA 70 X 40 ACRYLIC DROP-IN BATHTUB	69
NOELLE 70 X 40 ACRYLIC DROP-IN BATHTUB	80
STELLA 70 X 36 ACRYLIC DROP-IN BATHTUB	95
MILLENNIUM 63 X 33 SOLID SURFACE FREESTANDING/ALCOVE BATHTUB	112
MIZU 52 DIAMETER SOLID SURFACE FREESTANDING BATHTUB	113
CHARLIZE 70 X 36 ACRYLIC FREESTANDING BATHTUB	141

NEW COLLECTION AND REORGANIZATION OF PRODUCTS

ALL MAESTRO TUBS NOW PART OF DESIGNER COLLECTION	18-102
THE STON COLLECTION - SOLID SURFACE FREESTANDING AND DROP-IN BATHTUBS	118-136
ANDREA (122), ANNETTE (122), DANIELA (126), & MITRA (131), NOW IN STON COLLECTION	

MATERIAL

HYDROLUXE SS™ (NEW STANDARD MATERIAL ON ALL METRO AND STON PRODUCTS)

OPTIONS

STANDARD GRAB BARS (replaced colonial grab bars)	15
--	----

COLOR KEY

Almond	ALM	Pewter	PE
Biscuit	BIS	Polished Brass	PB
Black	BLA	Polished Chrome	PC
Bone	BON	Polished Gold	PG
Brushed Brass	BB	Polished Nickel	PN
Brushed Chrome	BC	Satin Brass	SB
Brushed Gold	BG	Satin Chrome	SC
Brushed Nickel	BN	Satin Nickel	SN
Gold	GOL	Silver	SIL
Oil Rubbed Bronze	ORB	White	WHI

TABLE OF CONTENTS

HYDRO SYSTEMS, INC. POLICIES	4
HYDRO SYSTEMS OVERVIEW	5-6
TUB REFERENCE GUIDE	7-10
COLORS AND ELECTRICAL REQUIREMENTS	11
DESIGNER COLLECTION	
DESIGNER COLLECTION: OPTIONS AND ACCESSORIES	15-17
DESIGNER COLLECTION: TUBS AND PRICING	18-102
METRO COLLECTION	
METRO COLLECTION: OPTIONS AND ACCESSORIES	104
METRO COLLECTION: TUBS AND PRICING	105-116
STON COLLECTION	
STON COLLECTION: OPTIONS AND ACCESSORIES	120-122
STON COLLECTION: TUBS AND PRICING	123-138
STUDIO COLLECTION	
STUDIO COLLECTION: OPTIONS AND ACCESSORIES	140
STUDIO COLLECTION: PRICING	141-154
SHOWER PAN COLLECTION	
SHOWER PAN COLLECTION: OPTIONS AND ACCESSORIES	156
SHOWER PAN COLLECTION: PANS AND PRICING	157-158
SINK COLLECTION	
SINK COLLECTION: OPTIONS AND ACCESSORIES	160
SINK COLLECTION: SINKS AND PRICING	161-162
PARTS	163-165
P.O. WORKSHEET	166

HOW TO ORDER YOUR TUB

1. Choose the Hydro Systems tub Model
2. Pick the appropriate dimensions
3. Specify the system: Tub Only, Whirlpool, Thermal Air or Combo – there will be an “A”, “G”, “H”, or “S” before the system code which determines if this tub is Acrylic (A), Gel Coat (G), Hydroluxe SST™ Metro (H), Hydroluxe SST™ STON (S)
4. Designate the color of your choice (see pg 1 for the available colors
Example: LAC 6630 A WP – WHI
Tub Model - Dimensions - Acrylic - Whirlpool - White
5. Options/Customization – Any options selected must be listed by option code AND description. All codes are listed to the right of each item. You will write the code and then specify the color of your choice using the color key on page 4.
Example: BAC.MA1-WHI or BAC.MA1-PC
Back Masseur System I - White or Polished Chrome
6. Submit diagram for all equipment modifications not located in standard position (pump/ blowers/ jets – Please see page 166 for a tub worksheet)

7. Please send Purchase Orders to either of the following contacts:

EMAIL - orders@hydrosystem.com
FAX - 661.775.0668

HELPFUL TIPS

- When ordering a tub with a center drain and you are adding (for example) a back masseuse, please designate the overflow location and where the back masseuse should be placed.
- If you are doing a custom pump location please be aware that the pump may stick out (please call Hydro Systems for further information)
- If you are ordering a tub with tile flange please specify a right or left hand drain. Flanges must be specified at the time you place your order. If the model is not an end drain tub you must submit a diagram.
- Adding jets and back masseuse systems may require a 2 pump system (please call Hydro Systems for further information).

FREIGHT POLICY

All Designer Collection products are shipped freight prepaid direct to the customer.

All Metro and STON Collection products are shipped for a fee of \$ 185.

Customer will be billed for freight on all Studio Collection and Shower Pans unless otherwise stated on a quote or a prior arrangement that is submitted in writing.

Residential delivery and/or Drop Ship to a second location may incur an additional \$ 90 net charge for the first tub and \$ 15 per additional tub on the same shipment. There is also a \$ 65 Lift Gate fee

Residential delivery is a curbside service only. Charges may be incurred for additional services (i.e. lift gate, re-delivery, re-consignment, customs, etc.).

Fuel surcharge may be added. Please contact Hydro Systems for further details.

Storage Fees will be incurred if product is not shipped or picked up within 30 days of completion date. Product will be invoiced and payment terms commenced retroactive to the completion date. Storage fees will be billed weekly at the rate of \$10 per day until product is shipped.

Make sure to inspect product before accepting delivery from freight company. Take special caution if the product's shock watch has turned red indicating impact during transit. If minor damage is found upon inspection, please denote on shippers paperwork before accepting product detailing the damage. Minor damage can be repaired without need for returning product. If you believe damage is unrepairable do not accept product and notify hydro systems right away so we can get your order replaced.

Claims for defective or missing merchandise, other than claims resulting from shipment, must be made to Hydro Systems, Inc within 24 hours of receipt of merchandise.

RETURNS / CANCELLATION POLICY

Return of merchandise must be pre-authorized by Hydro Systems, Inc. by way of a return goods authorization (RGA) number, and shipped to the factory prepaid within 30 days of issuance of the number. Merchandise may not be returned if more than 90 days have passed since the original date of shipment.

A Credit Memo will be issued against future orders for merchandise returned in original condition, subject to a minimum 35% and maximum 75% return charge. Custom products (i.e. custom jetting or pump locations, custom features, premium colors, etc.) are NOT returnable.

Hydro Express orders are non-cancellable.

COLLECTION REFERENCE GUIDE

	Collections			
	Designer	Metro	Ston	Studio
Material	Acrylic & Gel Coat	Hydroluxe SS™	Hydroluxe SS™	Acrylic
Freight	FFA	\$185 net	\$185 net	FOB
Systems Available	Whirlpool, Thermal Air, & Combo	Thermal Air	Whirlpool, Thermal Air, & Combo	Whirlpool & Thermal Air
Linear Drain	Optional/Cost	Standard	Optional/Cost (Drop-in Only)	Standard on a few models
Standard Linear Drain finish	Chrome	Color Matched	Color Matched	Chrome
Cable Waste/Overflow Included	Yes/PC standard, all finishes no cost, except gold	N/A	Yes (drop-in models only)	No
Warranty	99 Years	10 Years	10 Years	5 Years
Custom Pump/Blower Location	Yes	Yes	Yes	\$180
Whirlpool Pump	2.25 HP	n/a	2.25 HP	1.25HP
HydrOzone	Included with System	Included with System	Included with System	\$385
Quick Ship (net cost)	Drop-In - \$130 Freestanding - \$235	Yes - \$225	Drop-In - \$130 Freestanding - \$235	Drop-In - \$130 Freestanding - \$235

Quick Ship does not affect/replace normal freight costs. Quick Ship just gets your tub's manufacturing lead time reduced

KEY OPTION REFERENCE GUIDE

LINEAR DRAIN – creates a sleek & stylish look while giving the bather one additional inch of soaking depth vs normal drain

HYDRO FUSION – a circulation heater that can be added to any drop-in tub. Designed to operate with virtually no water movement while offering an endless supply of warm soothing water to prolong the bathing experience

MICRO MOUNT – reduces the lip of your drop-in bathtub by ½” to allow for easier entry/exit and a more stylish, less obtrusive look

INTEGRAL TILE FLANGE – available on select non-oval tubs. Please specify which sides flange will need to be added to

TUB COLOR – we have 11 standard colors to choose from or you can request a custom color. You can also choose to have a dual finish with the inside and outside of the tub in two different colors

TUB FINISH – choose to have your tub with a polished finish (standard) or matte, choose a combination polished/matte finish, or even add a metallic finish to the outside of your tub

HYDROZONE – like bathing in bottled water. Introduces natural ozone to the water when you run the Hydrotherapy system which immediately sanitizes and cleanses the water

CUSTOM PUMP LOCATION – customize the location of the pump to fit any installation need (include drawing)

CUSTOM JET TYPE, QUANTITY & LOCATION – pick and choose exactly how many jets you want, where you want them located, and what type of jet (standard, jumbo, therapeutic, swirling for any whirlpool tub)

INDULGE- infuses water with millions of micro sized oxygen rich micro bubbles to help cleanse, heal, and restore skin. Improves collagen production that can help reduce wrinkles and even ease symptoms from several skin disorders

MOLDED ARMREST – choose the location of integral armrest to customize you tub

QUICK SHIP – move your order up the front of the line to get it manufactured quicker, does not change any additional freight costs

HYDRO BLANKET – integrates customized radiant heat panels into the structure of the bathtub in specific zones that are controlled by a keypad

SKIRTS – we can add as many skirts as you'd like to a drop-in tub so that you can create your own style or make it fit any application. Seamed or seamless, the opportunities are endless – peninsula, corner, freestanding – if you can dream it, we can build it

CHROMATHERAPY – utilizes different color light cycling throughout your bathing experience to help create changes in both your mental and physical well being

BACK MASSEUSE – electronic (shiatsu) or manual, these 6-jet system allows you to sit back and have a back massage while in your tub

NECK MASSEUSE PILLOW – similar to the Back Masseur, but for the neck, while you lay your head on a soft pillow. Choose 3 speeds depending on your needs

OTHER KEY POINTS

RGA POLICY – standard RGA restock is 35% on standard product

OTHER AVAILABLE PRODUCTS – bathroom & laundry sinks, shower pans, towers to match your tub, pet spas, walk-in-tubs

TUB GUIDE

(C) Corner (O) Oval (R) Rectangle (RND) Round
 (FS) Freestanding (AL) Alcove (DM) Deck Mount (UM) Under Mount

	MODEL	SHAPE	INSTALL TYPE	PAGE #
4040	FUJI	R	DM, UM	47
4128	SAPPHIRE	R	DM, UM	website
4830	GRANITE	R	DM, UM	132
	SOHO	O	FS	116
5230	WALK-IN	R	AL	100
5252	MIZU	RND	FS	114
5428	GARNET	R	FS	131
5430	SOLO	R	DM, UM	93
5431	GRANITE	R	DM, UM	132
5436	REGAN	R	AL	146
5517	PEARL	RND	FS	135
5555	CLARISSA	C	DM	30
5731	SUMMERLIN	R	FS	117
5736	RICHMOND	R	FS	115
5828	GARNET	R	FS	131
5830	DANIELA	O	FS	129
5831	ALAMO	O	FS	105
5836	GUTHRIE	O	FS	109
5959	RINCON	C	DM	87
	STUDIO 5959	C	DM	148
6030	GRANITE	R	DM, UM	132
	LACEY	R	DM, UM	58
	LINDSEY	R	DM, UM	144
	MARLIE	R	DM, UM	70
	SHANNON	R	AL	147
	SOLITUDE	R	DM, UM	92
	SYDNEY	R	AL	96
6032	AUBRY	O	FS	141
	BELLEVUE	R	FS	106
	CARRERA	R	DM, UM	125
	CITRINE	R	AL	126
	COAL	R	DM, UM	127
	ENTRE	R	AL	42
	GRANITE	R	DM, UM	132
	KIRA	R	DM, UM	57
	LACEY	R	DM, UM	58
	LINDSEY	R	DM, UM	144
	MALIA	O	DM, UM	68
	MARLIE	R	DM, UM	70
	REGAN	R	AL	146

	MODEL	SHAPE	INSTALL TYPE	PAGE #
6032	ROSEMARIE	R	DM, UM	90
	SHANNON	R	AL	147
	SLATE	R	FS	138
	SOLO	R	DM, UM	93
	STUDIO 6032	R	DM, UM	148
	SYDNEY	R	AL	96
6034	SYDNEY	R	AL	96
6036	CARLI	O	DM	23
	DEANNA	O	DM	33
	GRANITE	R	DM, UM	132
	ISABELLA	R	DM	49
	KONA	R	AL	143
	LACEY	R	DM, UM	58
	LINDSEY	R	DM, UM	144
	MARLIE	R	DM, UM	70
	PICASSO	O	FS	83
	REGAN	R	AL	146
	RUBY	R	DM, UM	137
	SOLO	R	DM, UM	93
	STUDIO 6036	R	DM, UM	149
	SYDNEY	R	AL	96
6038	CASEY	O	FS	24
	GALAXIE	O	DM	48
	SYLVIA	O	DM	website
6040	DEANNA	O	DM	33
	FUJI-26	R	DM, UM	47
	FUJI-32	R	DM, UM	47
6042	CASSI	R	DM	25
	EVANSPORT	R	DM, UM	45
	FANTASY	R	DM	46
	KONA-15	R	AL	143
	KONA-18	R	AL	143
	KONA-20	R	AL	143
	LACEY	R	DM, UM	58
	LORRAINE	O	DM	65
	MALIA	O	DM, UM	68
	MARIE	R	AL	145
	MONTEREY	R	DM, UM	74
	OVATION	R	DM, UM	81
	RILEY	O	DM	86

TUB GUIDE

(C) Corner (O) Oval (R) Rectangle (RND) Round
 (FS) Freestanding (AL) Alcove (DM) Deck Mount (UM) Under Mount

	MODEL	SHAPE	INSTALL TYPE	PAGE #
6042	RUBY	R	DM	137
	STUDIO 6042	R	DM, UM	149
	STUDIO HOURGLASS	R	DM, UM	153
	STUDIO OVAL	O	DM	154
6048	ALEXIS	R	DM, UM	19
	ASHLEY	R	DM, UM	21
	COURTNEY	C	AL	31
	DUO	R	DM, UM	37
	JESSICA	R	AL, DM	52
6060	ERICA	C	DM	43
	LARA	C	DM	60
	REDONDO	RND	DM	85
6123	PEARL	RND	FS	135
6132	RODEO	O	FS	116
6228	NEWBURY	O	FS	114
6262	WHITNEY	C	DM	101
6323	QUARTZ	O	DM	136
6328	LACEY	R	DM, UM	58
6332	LIBERTY	O	FS	110
6333	MILLENNIUM	R	FS	113
	OPAL	O	FS	134
	PACIFIC	R	FS	115
6431	BISCAYNE	O	FS	107
6436	ANAHA	O	FS	105
	MANHATTAN	R	FS	111
6464	ECLIPSE	C	DM	website
6530	GARNET	R	FS	131
6532	MARQUIS	O	FS	112
6536	ANNETTE	O	FS	124
	EMERALD	O	DM, UM	130
6630	LACEY	R	DM, UM	58
	SOLO	R	DM, UM	93
6631	NEWBURY	O	FS	114
6632	CHAGALL	R	FS	26
	CHATEAU	O	FS	107
	COAL	R	DM, UM	127
	ELLE	O	DM, UM	40
	ENTRE	R	AL	42
	ESTEE	O	FS	44

	MODEL	SHAPE	INSTALL TYPE	PAGE #
6632	EVELINE	O	FS	142
	LACEY	R	DM, UM	58
	LINDSEY	R	DM, UM	144
	MARLIE	R	DM, UM	70
	REGAN	R	AL	146
	SYDNEY	R	AL	96
	SHANNON	R	AL	147
6634	ALAMO	O	FS	105
	CARRERA	R	DM, UM	125
	SOLO	R	DM, UM	93
6636	BREANNE	O	FS	141
	CARLI	O	DM	23
	CHEYENNE	R	FS	28
	DOMINGO	R	FS	35
	DONATELLO	R	FS	36
	GRANITE	R	DM, UM	132
	ISABELLA	R	DM	49
	LACEY	R	DM, UM	58
	LEXIE	R	FS	63
	LINDSEY	R	DM, UM	144
	LUCY	R	FS	66
	MARLIE	R	DM, UM	70
	MELISSA	R	DM, UM	72
	MICHELANGELO	R	FS	73
	NATASHA	R	DM	77
	PALMER	O	DM, UM	82
PICASSO	O	FS	83	
RACHAEL	R	DM, UM	84	
ROCKWELL	R	FS	88	
VERSAILLES	R	DM, UM	98	
6638	CASEY	O	FS	24
	GALAXIE	O	DM	48
	SYLVIA	O	DM	website
6639	AMBER	O	DM, UM	123
6640	JACQUELINE	O	FS	50
	KIMBERLY	O	DM	56
6642	ALYSSA	O	DM	website
	ANGEL	R	DM	20
	DUO	R	DM, UM	37
	EMMA	R	DM	41

TUB GUIDE

(C) Corner (O) Oval (R) Rectangle (RND) Round
(FS) Freestanding (AL) Alcove (DM) Deck Mount (UM) Under Mount

	MODEL	SHAPE	INSTALL TYPE	PAGE #
6642	GALAXIE	O	DM	48
	LILIANA	O	DM	64
	OVATION	R	DM, UM	81
	RILEY	O	DM	86
	STUDIO OVAL	O	DM	154
	SYLVIA	O	DM	website
6644	GALAXIE	O	DM	48
	SAVANNAH	O	DM, UM	91
	STUDIO DUAL OVAL	O	DM	152
6645	CORAZON	O	DM	128
6648	DUO	R	DM, UM	37
6662	JADE	O	FS	133
6664	SLATE	R	FS	138
6834	HYDE	R	FS	110
6835	TRIBECA	O	FS	117
6836	DENALI	R	FS	108
6948	TOPAZ	O	DM	website
6969	KATARINA	C	DM	53
	REDONDO	RND	DM	85
7032	GATEWAY	O	FS	108
7034	ALAMO	O	FS	105
7035	GEORGETOWN	O	FS	109
7036	CHARLIZE	R	FS	142
	DAVINCI	R	FS	32
	DOMINGO	O	FS	35
	DONATELLO	R	FS	36
	MELLENIE	R	DM, UM	71
	MICHELANGELO	R	FS	73
	NATASHA	R	DM	77
	PALMER	O	DM, UM	82
	ROCKWELL	R	FS	88
	STELLA	R	DM	95
7040	CHLOE	O	FS	29
	KELLIE	O	FS	55
	LAUREN	O	FS	62
	MARISSA	O	DM	69
	NOELLE	O	DM, UM	80
	SOPHIA	O	FS	94
7043	REGAL	R	DM	website

	MODEL	SHAPE	INSTALL TYPE	PAGE #
7046	CRYSTAL	O	DM	website
7134	REGAL	R	DM	website
7232	KIRA	R	DM, UM	57
	LACEY	R	DM, UM	58
	REGAN	R	AL	146
	SYDNEY	R	AL	96
7236	AIMEE	O	DM	18
	CARIBE	R	DM, UM	website
	CARRERA	R	DM, UM	125
	CHARLOTTE	R	DM	27
	CHEYENNE	R	FS	28
	ELLE	O	DM, UM	40
	ESTEE	O	FS	44
	EVELINE	O	FS	142
	GRANITE	R	DM, UM	132
	ISABELLA	R	DM	49
	LACEY	R	DM, UM	58
	LINDSEY	R	DM, UM	144
	LUCY	R	FS	66
	MELISSA	R	DM, UM	72
	PREMIER	R	DM, UM	website
	RACHAEL	R	DM	84
	RUBY	R	DM, UM	137
	SLATE	R	FS	138
	SOLO	R	DM, UM	93
	STUDIO 7236	R	DM, UM	150
SYDNEY	R	AL	96	
VERSAILLES	R	DM, UM	98	
7238	ANDREA	O	FS	124
	CHAGALL	R	FS	26
	LOGAN	O	FS	111
	MITRA	O	FS	133
	RODIN	O	FS	89
7240	CARLI	O	DM	23
	ELIZABETH	R	FS	39
	KIMBERLY	O	DM	56
	LACEY	R	DM, UM	58
	PICASSO	O	FS	83
	SYDNEY	R	AL	96
7242	ANGEL	R	DM	20

TUB GUIDE

(C) Corner

(O) Oval

(R) Rectangle

(RND) Round

(FS) Freestanding

(AL) Alcove

(DM) Deck Mount

(UM) Under Mount

	MODEL	SHAPE	INSTALL TYPE	PAGE #
7242	ANGEL-ED	R	DM	20
	DEBRA	R	DM	34
	EMERALD	O	DM, UM	130
	EVANSPORT	R	DM, UM	45
	FANTASY	R	DM, UM	46
	MONTEREY	R	DM, UM	74
	OVATION	R	DM, UM	81
	RILEY	O	DM	86
	STUDIO 7242	R	DM, UM	151
	STUDIO HOURGLASS	R	DM, UM	153
	STUDIO OVAL	O	DM	154
	VANESSA	O	DM	97
	VERSAILLES	R	DM, UM	98
	YVETTE	O	DM	102
7244	NINA	O	DM	78
	NINA FS	O	FS	79
7248	ASHLEY	R	DM, UM	21
	DUO	R	DM, UM	37
	JENNIFER	R	DM	51
	JESSICA	R	AL, DM	52
7254	LACEY	R	DM,UM	58
7260	PENTHOUSE	R	DM, UM	website
7341	DANIKA	R	DM	website
7342	RUBY	R	DM, UM	137
7348	VICTORIA	R	DM, UM	99
7438	EILEEN	R	DM, UM	38
7442	KAYLA	R	DM, UM	54
	PREMIER	R	DM, UM	website
7444	CORAZON	O	DM	128
	GALAXIE	O	DM	48
	LORRAINE	O	DM	65
	SAVANNAH	O	DM, UM	91
	STUDIO DUAL OVAL	O	DM	152
7445	AMBER	O	DM, UM	123
	CORAZON	O	DM, UM	128
	ONYX	R	DM, UM	website
	TOPAZ	O	DM	website
7448	ATLANDIA	R	DM	22

	MODEL	SHAPE	INSTALL TYPE	PAGE #
7545	CORAZON	O	DM, UM	128
7547	PREMIER	R	DM, UM	website
7548	MAKYLA	R	DM, UM	67
7844	CRYSTAL	O	DM, UM	website
	MYSTIQUE	R	DM	75
	NATALIE	O	DM	76
7848	ALYSSA	O	DM	website
8043	AUBURN	R	DM	106
8053	CRYSTAL	O	DM, UM	website
8066	AUBURN	R	DM	106
8264	LARGO	R	DM	61
8348	CRYSTAL	O	DM, UM	website
8442	OVATION	R	DM, UM	81
8448	CRYSTAL	O	DM, UM	website
8650	EILEEN	R	DM,UM	38

Additional models and sizes available on our website:

www.hydrosystem.com

BATHTUB & FITTING COLORS

GEL COAT BATHTUB COLORS

Standard Colors: White | Almond | Biscuit | Bone

Gel Coat colors match all manufacturers fixture colors. Custom color matching is available at \$ 410 additional list price per order.

ACRYLIC BATHTUB COLORS

Standard Colors: White | Biscuit | Bone

Premium Colors: Black | Ice Grey | Sandbar

\$ 410 additional list price

\$ 1,160 additional list price (freestanding)

(additional lead time required)

HYDROLUXE SS™ BATHTUB COLORS

Standard Colors: White | Almond | Biscuit

Premium Colors: Black | Blue | Carbon | Espresso | Gray

Lime Green | Olive | Pink | Red | Royal Blue | Sky Blue

Violet | Yellow

Custom colors available on all Hydroluxe SS™ bathtubs (Please check with Hydro Systems for pricing and lead time).

Whirlpool JET COLORS

Whirlpool system fittings include jet trim and suction cover, and are available in the following color matched colors: Biscuit | Silver | Black | White | Bone

COLOR MATCH POLICY

Hydro Systems uses colors developed by the gel-coat and acrylic manufacturers that match the colors used by bathroom fixture manufacturers as closely as possible. In a few cases it has been found that the color or shading of bathroom fixtures varies depending upon the time and location of manufacture. Hydro Systems also finds that the colors and shading of cast iron, china or plastic fixtures sometimes appear to look different than gel-coat or acrylic as a result of different surface textures, finishes or room lighting. Due to these conditions, Hydro Systems assumes no responsibility for color variations between its bathtubs and products of other manufacturers.


*Check with factory on availability before ordering. If color is not listed check with factory for availability. Color match jets not available for all premium colors.

ELECTRICAL REQUIREMENTS

OPTION	VOLTS	AMPS	CIRCUIT REQ.
Whirlpool	115	13	One 20 amp dedicated GFCI protected
Thermal Air	115	8	One 15 amp dedicated GFCI protected
Combo System	115	13 pump/8 blower	One 20 amp, and One 15 amp dedicated GFCI protected (each)
Hydro Indulge	115	8	One 15 amp dedicated GFCI protected
Inline Heater 1500	115	12.5	One 15 amp dedicated GFCI protected
Inline Heater 600W	115	6	Shares circuit with whirlpool pump
Fusion (1500W)	115	12.5	One 15 amp dedicated GFCI protected
Fusion (600W)	115	6	One 15 amp dedicated GFCI protected
**BMS (Thermal Air)	115	12.2	One 20 amp dedicated GFCI protected

*Shares circuit with whirlpool pump

**Back Masseur System with Thermal Air system only



DESIGNER COLLECTION

STANDARD FEATURES

All Designer Collection Whirlpool and Thermal Air bathtubs are delivered pre-plumbed and include these standard features:

- Six, eight, or ten fully adjustable PVC jets.
- Silent air induction.
- 2.25 H.P. 110 volt pump with plug-in cord.
- Rigid Schedule 40 thermally formed PVC pipe.
- Color matched trim standard on all PVC systems.
- Hydro "Soft Touch" electronic control panel.
- Sound damping motor pad.
- Integral Tub E-Z Level platform with pump installed; facilitates easy installation.*
- All bathtubs are packaged in wood crates or sturdy cardboard boxes for shipping.
- Thermal Air bathtubs are a channel air system, equipped with a 1 H.P. variable speed blower, 600 watt heater, a smart purge system and ozone purification.
- Heated backrest on Designer Thermal Air and Combo system bathtubs.
- HydrOzone included on all Designer Whirlpool, Thermal Air & Combo bathtubs.
- Color or metallic finish cable waste and overflow included on all Designer bathtubs (polished chrome is default). Add \$550 for all gold finishes. (PVC comes standard; please specify if ABS is required).
- All Designer Collection products are shipped freight prepaid direct to the customer.

*Pump installed, standard pump and jet locations only.

OPTIONS & ACCESSORIES

ACRYLIC BATHTUB COLORS

Standard Colors: Bone | White | Biscuit

Premium Colors: Black | Ice Grey | Sandbar
(additional lead time required)

\$ 410 (drop-in, alcove, corner) \$1,160 (freestanding)

Matte Finish: NET \$ 460

Dual Color Option: \$2,040

MODEL/COLOR1/COLOR2 (XXX.XXX.XXX)

BACK MASSEUSE SYSTEMS

System I - Manual Control \$ 690

Group 1: PC, PB \$ 800

Group 2: SN, BN \$ 910

System II - Electronic Control (Tub Only or Thermal Air)
BAC.MA2-XXX \$ 2,200

System III - Electronic Control (Whirlpool or Combo) \$ 1,390

BON, BIS, WHI, PC, PB, SN, BN, ORB, PN

EXPORT CRATE | FRT.EXPCRT NET \$ 130

EXTRA HIGH DENSITY | HI.DEN \$ 630

GRAB BARS (Pair)

Standard Grab Bars | GRA.BAR-XXX

Group 1 - PC or PB \$ 420

Group 2 - AB, BB, SB, BC, PN, SN, BN \$ 545

Group 3 - GOL & other finishes \$ 740

Universal Grab Bars | UGB-XXX

Group 1 - PC or PB \$ 450

Group 2 - AB, BB, SB, BC, PN, SN, BN \$ 580

Group 3 - GOL & other finishes \$ 760

HYDRO BLANKET | BLA.HEA-X

2 Zones \$ 1,160

3 Zones \$ 1,450

4 Zones \$ 1,620

5 Zones (with 2 controls) \$ 1,830

(Temp. may vary from zone to zone)



HYDRO COAT | HYC.COA \$ 290

HYDRO EXPRESS QUICK SHIP

69.104-HYD.EXP NET \$ 130

Hydro Express Quick Ship is an option designed for the "have to have it fast" situation. Please contact Hydro Systems for lead times. Hydro Systems must receive your order prior to 10:00 a.m. (PST). Order must be marked "Hydro Express." "Hydro Express" can only accept a fixed number of express orders every day. Hydro Express does not reflect delivery time.

Hydro Expresses are non cancellable.

Freestanding Collection NET \$ 235

(No Hydro Express on Jacqueline)

HYDRO FUSION

Hydro Fusion (Tub Only) | 29.102 \$ 760

Hydro Fusion with Ozone (Tub Only) | 29.103 \$ 1,030

Hydro Fusion (Thermal Air) | 29.107 \$ 1,150

INDULGE SYSTEM | HYD.IND \$ 2,520

HYDROZONE UV COMBO SYSTEM | OZUV.XXX

110 V | OZUV.110 \$ 890

220 V | OZUV.220 \$ 890

(only for whirlpool and combo systems)

INLINE HEATER (Whirlpool and Combo systems only)

12.50 Amps 1.5 KW - 110V | 27.100 \$ 620

6.25 Amps 1.5 KW - 220V | 27.101 \$ 670

6.00 Amps 0.75 KW | 27.103 \$ 555

(no dedicated GFI required for 6.00 Amp on 6.00 Amps)

JETS

Add. Jumbo Jet (JET.JJ-XX) & **Rotating Jets** (JET.JR-XX)
(Installed per jet price for extra jets added to standard system price)

Color Trim \$ 190

Group 1 - PC or PB \$ 220

Group 2 - AB, BB, SB, BC, SC, PN, SN, BN \$ 260

Group 3 - GOL & other finishes \$ 300

(All metallic finishes come with colored eyeball.)

Add. Standard (JET.STD-XX) & **Swirling Jets** (JET.SWI-XX)
(Installed per jet price for extra jets added to standard system price)

Color Trim \$ 180

Group 1 - PC or PB \$ 210

Group 2 - AB, BB, SB, BC, SC, PN, SN, BN \$ 255

Group 3 - GOL & other finishes \$ 290

Custom Jet Locations | 69.116-CUS.JET No Charge

Jumbo Jets (JUP.JJ-XX) & **Rotating Jets Upgrade** (JUP.JR-XX) \$ 95

(All metallic finishes come with colored eyeball)

Micro Therapy Jet | MTJ.XXX: \$ 170

BIS, BLA, BON, SIL, WHI

Swirling Jet Upgrade | JUP.SWI-XX \$ 60
(Per jet substitution price added to standard system price)
(All metallic finishes come with colored eyeball)

LIGHTING

LED Bath Light Chromotherapy System | LIG.LED \$ 630

LOW WATER PROTECTION (Includes 30 minute timer)

110V | LOW.WAT-110 \$ 325

220V | LOW.WAT-220 \$ 350

MICRO MOUNT | 69.140MCREDG \$ 120

The micro mount reduces the standard edge profile height of the tub to minus (-) 3/8 to 5/8". NOTE: you will also need to increase the framing height by an additional 1 1/4". Not available on tub models with edge detail.



MOLDED ARMRESTS (Per Pair) | ARM.MOL-X \$ 130

Not available on every model. Please check with Hydro Systems for lead-time impact. First order of each model will require additional time to manufacture the mold. Some molded armrests add an interior detail line to the bathtub, please check with Hydro Systems. (Specify quantity and location on order)

OPTIONS & ACCESSORIES

JET PLATING FOR PVC WHIRLPOOL SYSTEMS

Trim kit covers jet escutcheons, suction, & electronic soft touch pad
Clear, Brass, Chrome

Group 1 PC or PB	
6 Jets PLA.06-XX	\$ 340
8 Jets PLA.08-XX	\$ 435
10 Jets PLA.10-XX	\$ 460
Group 2 AB, BB, SB, BC, SC, PN, SN, BN	
6 Jets	\$ 630
8 Jets	\$ 850
10 Jets	\$ 980
Group 3 GOL & other finishes	
6 Jets	\$ 835
8 Jets	\$1,065
10 Jets	\$1,190

(Per jet substitution price added to standard system price)
(All metallic finishes come with colored eyeball)

NECK MASSEUSE JET PILLOW | PIL.NEC-XX \$ 650
Available in black, bone and white.
(Not available on all models)

PADDED HEADREST PILLOW | 41.128 \$ 130
(Black only)

PUMPS

Custom Pump Locations | 69.116-CUS.PMP No Charge
(Drawing of pump locations is required)

Pump Upgrades | PMP.UP \$275
110V to 220V on 2.25 H.P. only

Variable Speed Pump, 1½ H.P., 110V | VAR.SPE \$ 735
Complete with touch pad speed control, low water protection, 30 minute timer, LCD digital speed and temperature readout. Not available in 220V.

REMOTE CONTROL | REM.CON \$ 580
Available on most packages. It allows universal programming for other components. Remote control replaces keypad.

SKIRTS

Corner Skirt | SKI.COR
(Factory installed to reduce installation time & cost)
Adds approximately 2" to framing height dimension.

Acrylic (Skirt for Courtney) SKI.COU-XXX	\$ 685
Acrylic (Standard Colors)	\$ 1,045
Acrylic (Premium Colors)	\$ 1,300



Integral Skirt*

(Factory installed to reduce installation time & cost)
Adds approximately 2" to framing height dimension. Available
60", 66" & 72" (access panel only), factory installed.

Gel Coat SKI.XXG-XXX	\$ 600
Acrylic (Standard Colors) SKI.XXA-XXX	\$ 685
Acrylic (Premium Colors) SKI.XXA-XXX	\$ 760

*No access panel on Tub Only models




Integral Skirt Access Panel | SKI.INT-PAN \$ 185
Removable panel for Sydney models only



Sydney-T Skirt | SKI.SYT \$ 185
*No access panel

This new skirt addition gives the modern Sydney a much more traditional look.



Molded Skirt Panels

(additional lead time; check with factory)
Added to any rectangular tub without an edge detail. "Seamed" skirt will have a seam between skirt and tub. "Seamless" will not have a seam between the skirt and tub. These skirts WILL NOT provide pump/blower access. REMINDER - Make sure to order a molded flange, if necessary.

Seamed	
1 sided* See Zen Skirt	\$ 685
2 sided* SKI.SMD-2	\$ 2,130
3 sided* SKI.SMD-3	\$ 2,800
4 sided* SKI.SMD-4	\$ 3,590

Seamless	
1 sided* SKI.SML-1	\$ 1,885
2 sided* SKI.SML-2	\$ 2,850
3 sided* SKI.SML-3	\$ 3,820
4 sided* SKI.SML-4	\$ 4,795


*Specify which sides on worksheet.

Premium Colors (additional price and lead time) \$ 1,110

Seamed
(Visible Seam)



Seamless
(No Seam)



OPTIONS & ACCESSORIES

Floating Skirt (option for seamless skirt only)

The floating skirt is designed to give your skirted tub a smaller footprint in the bath. Typically it is a 3" inset that is 5-7" tall. This does not increase the overall height of the skirted tub.

Toe-kick portion comes unfinished, ready to finish to your decor.

- | SKI.FLO-SML1 \$ 625
- | SKI.FLO-SML2 \$ 1,240
- | SKI.FLO-SMLX \$ 1,860



Zen Skirt | SKI.ZEN-XX \$ 685
(1 Sided Seamed Skirt)

Acrylic (Available 60", 66" & 72"; factory installed; no access panel; add \$70 for premium color)



TILE FLANGES | FLA.MO-X \$ 190
Must be specified at time of order: 1, 2, 3, 4 Sided
(Not available on all models)



WASTE & OVERFLOW | WOV.XX INCLUDED
(included on designer collection*)

Cable W/O* - Finish List: WHI, BIS, PC, PB, PN, BC, BB, BN, SC, SB, SN, ORB, PE

Cable W/O - Gold Finish Upgrade: PG, BG \$ 580

Integral W/O (Std. round) | IWO.XX \$ 325

Waste and overflow manufactured as part of the bath; comes standard as a round overflow cover. Drain will be a tip-toe style and drain outlet will be a direct drain.

Linear Integral W/O | LWO-XXX \$ 325

Waste and overflow manufactured as part of the bath. Drain will be a tip-toe style and drain outlet will be a direct drain.

Solid Brass Upgrade | SBR.UP NET \$ 100

ISLAND TUB DRAIN | ITD.XXX

- ABS , PVC | ITD.ABS | ITD.PVC \$ 325
- Cast Iron | ITD.CST \$ 395

WATERFALL FILL SPOUT | WAT.FIL \$ 650
(Integrally molded; Not available on all models)

Recirculating Option for Waterfall Fill Spout

- WAT.REC \$ 370

WALK-IN FINISH UPGRADE \$ 1,450

Handle, grab bar, waste & overflow

TOWER | TOW-XX

Tower can be added to any of our freestanding models, allowing you to use traditional Roman faucets.

- 18" Or 24" \$ 1,160
- 25"-30" \$ 1,160
- 31"-36" \$ 1,270
- 37"-42" \$ 1,380
- 43"-38" \$ 1,490
- 49"-54" \$ 1,600
- 55"-60" \$ 1,710



Access Panel

NET \$ 55

LCD TEMP. READOUT KEYPAD | LCD.UPG \$ 475
(upgrade only, must have a keypad controlled system to purchase)

AIMEE

72" L x 36" W x 24" D
Includes armrests



MODEL / PRICING

AIM7236ATO	Tub Only	\$ 3,595	AIM7236ATA	Thermal Air	\$ 5,710
AIM7236AWP	Whirlpool (6)	\$ 5,920	AIM7236ACO	Combo System	\$ 7,350

AVAILABLE OPTIONS

ACRYLIC BATHTUB COLORS

Standard Colors: Bone | White | Biscuit

Premium Colors: Black | Ice Grey | Sandbar \$ 410
Matte Finish: NET \$ 460

BACK MASSEUSE SYSTEMS

Additional finishes page 15
System I - Manual Control | BAC.MA1-XXX \$ 690
System II - Electronic Control (TA) | BAC.MA2-XXX \$ 2,200
System III - Electronic Control (WP or CO) \$ 1,390

EXPORT CRATE | FRT.EXPCRT NET \$ 130

EXTRA HIGH DENSITY | HI.DEN \$ 630

GRAB BARS (Pair) For additional finishes go to page 15

Standard Grab Bars | GRA.BAR-XXX
Group 1 - PC or PB \$ 420
Universal Grab Bars | UGB-XXX
Group 1 - PC or PB \$ 450

HYDRO BLANKET | BLA.HEA-X
2 Zones \$ 1,160 4 Zones \$ 1,620
3 Zones \$ 1,450

HYDRO COAT | HYC.COA \$ 290

HYDRO EXPRESS QUICK SHIP
69.104-HYD.EXP NET \$ 130

HYDRO FUSION
Hydro Fusion (Tub Only) | 29.102 \$ 760
Hydro Fusion with Ozone (Tub Only) | 29.103 \$ 1,030
Hydro Fusion (Thermal Air) | 29.107 \$ 1,150

HYDRO INDULGE | HYD.IND \$ 2,520

HYDROZONE UV Combo SYSTEM | OZUV.XXX
110 V | OZUV.110 \$ 890
220 V | OZUV.220 \$ 890

INLINE HEATER (Whirlpool & Combo systems only)
12.50 Amps 1.5 KW - 110V | 27.100 \$ 620
6.25 Amps 1.5 KW - 220V | 27.101 \$ 670
6.00 Amps 0.75 KW | 27.103 \$ 555
(no dedicated GFI required for 6.00 Amp)

JETS For additional finishes go to page 15
Add. Jumbo Jet (JET.JJ-XX) & **Rotating Jets** (JET.JR-XX)
Group 1 - PC or PB \$ 220
Add. Standard (JET.STD-XX) & **Swirling Jets** (JET.SWI-XX)
Group 1 - PC or PB \$ 210
Jumbo Jets (JUP.JJ-XX) & **Rotating Jets Upgrade** (JUP.JR-XX) \$ 95
Micro Therapy Jet | MTJ.XXX
BIS, BLA, BON, SIL, WHI \$ 170
Swirling Jet Upgrade | JUP.SWI-XX \$ 60

JET PLATING For jet plating options go to page 16

CUSTOM JET LOCATIONS | 69.116-CUS.JET

LIGHTING

LED Bath Light Chromotherapy System | LIG.LED \$ 630

LOW WATER PROTECTION (Includes 30 minute timer)
110V | LOW.WAT-110 \$ 325
220V | LOW.WAT-220 \$ 350

MICRO MOUNT | 69.140MCREDG \$ 120

NECK MASSEUSE JET PILLOW | PIL.NEC-XX \$ 650
Available in black, bone and white.

PADDED HEADREST PILLOW | 41.128 \$ 130
(Available in black only)

PUMPS
Custom Pump Locations | 69.116-CUS.PMP No Charge
Pump Upgrades \$ 275
(PMP.UP 110V to 220V on 2.25 H.P. only)

WASTE & OVERFLOW | WOV.XX For finishes go to page 12

INTEGRAL W/O (Std. Round) | IWO.XX \$ 325

LINEAR INTEGRAL W/O | LWO-XXX \$ 325

LCD TEMP. READOUT KEYPAD | LCD.UPG \$ 475
(upgrade only, must have a keypad controlled system to purchase)

REMOTE CONTROL \$ 580
(must have system to purchase)

ALEXIS

60" L x 48" W x 20" D



MODEL / PRICING

ALE6048ATO	Tub Only	\$ 2,435	ALE6048ATA	Thermal Air	\$ 4,900
ALE6048AWP	Whirlpool (8)	\$ 5,000	ALE6048ACO	Combo System	\$ 6,835

AVAILABLE OPTIONS

ACRYLIC BATHTUB COLORS

Standard Colors: Bone | White | Biscuit

Premium Colors: Black | Ice Grey | Sandbar \$ 410

Matte Finish: NET \$ 460

BACK MASSEUSE SYSTEMS

Additional finishes on page 15

System I - Manual Control | BAC.MA1-XXX \$ 690

System II - Electronic Control (TA) | BAC.MA2-XXX \$ 2,200

System III - Electronic Control (WP or CO) \$ 1,390

EXPORT CRATE | FRT.EXPCRT NET \$ 130

EXTRA HIGH DENSITY | HI.DEN \$ 630

GRAB BARS (Pair)

Additional finishes on page 15

Standard Grab Bars | GRA.BAR-XXX
Group 1 - PC or PB \$ 420

Universal Grab Bars | UGB-XXX
Group 1 - PC or PB \$ 450

HYDRO BLANKET | BLA.HEA-X
2 Zones \$ 1,160 4 Zones \$ 1,620
3 Zones \$ 1,450 5 Zones \$ 1,830

HYDRO COAT | HYC.COA \$ 290

HYDRO EXPRESS QUICK SHIP 69.104-HYD.EXP NET \$ 130

HYDRO FUSION

Hydro Fusion (Tub Only) | 29.102 \$ 760

Hydro Fusion with Ozone (Tub Only) | 29.103 \$ 1,030

Hydro Fusion (Thermal Air) | 29.107 \$ 1,150

HYDRO INDULGE | HYD.IND \$ 2,520

HYDROZONE UV COMBO SYSTEM | OZUV.XXX

110 V | OZUV.110 \$ 890

220 V | OZUV.220 \$ 890

INLINE HEATER (Whirlpool & Combo systems only)

12.50 Amps 1.5 KW - 110V | 27.100 \$ 620

6.25 Amps 1.5 KW - 220V | 27.101 \$ 670

6.00 Amps 0.75 KW | 27.103 \$ 555

(no dedicated GFI required for 6.00 Amp)

LCD TEMP. READOUT KEYPAD | LCD.UPG \$ 475
(must have a keypad controlled system to purchase)

JETS

For additional finishes go to page 15

Add. Jumbo Jet (JET.JJ-XX) & Rotating Jets (JET.JR-XX)
Group 1 - PC or PB \$ 220

Add. Standard (JET.STD-XX) & Swirling Jets (JET.SWI-XX)
Group 1 - PC or PB \$ 210

Jumbo Jets (JUP.JJ-XX) & Rotating Jets Upgrade (JUP.JR-XX) \$95

Micro Therapy Jet | MTJ.XXX
BIS, BLA, BON, SIL, WHI \$ 170

Swirling Jet Upgrade | JUP.SWI-XX \$ 60

JET PLATING

For jet plating options go to page 16

CUSTOM JET LOCATIONS | 69.116-CUS.JET No Charge

LIGHTING

LED Bath Light Chromotherapy System | LIG.LED \$630

LOW WATER PROTECTION (Includes 30 minute timer)
110V | LOW.WAT-110 \$ 325
220V | LOW.WAT-220 \$ 350

MICRO MOUNT | 69.140MCREDG \$ 120

MOLDED ARMRESTS | ARM.MOL-2 \$ 130
Some molded armrests add an interior detail line to the bathtub.

NECK MASSEUSE JET PILLOW | PIL.NEC-XX \$ 650
Available in black, bone and white.

PADDED HEADREST PILLOW | 41.128 \$ 130
(Available in black only)

PUMPS

Custom Pump Locations | 69.116-CUS.PMP No Charge
Pump Upgrades | PMP.UP \$ 275
(110V to 220V ON 2.25 H.P. only)

SKIRTS

For skirt options go to pages 16-17

TILE FLANGES | FLA.MO-X \$ 190

WASTE & OVERFLOW | WOV.XX For finishes go to page 17

INTEGRAL W/O (Std. Round) | IWO.XX \$ 325

LINEAR INTEGRAL W/O | LWO-XXX \$ 325

REMOTE CONTROL SYSTEM \$ 580
(must have system to purchase)

*The addition of multiple options could impact the equipment fitting inside the perimeter of the tub.

ANGEL

66"L x 42"W x 22"D - center drain
 72"L x 42"W x 22"D - end drain
 72"L x 42"W x 22"D - center drain



MODEL / PRICING

ANG6642ATO Tub Only	\$ 2,475	ANE7242ATO Tub Only	\$ 2,530	ANG7242ATO Tub Only	\$ 2,530
ANG6642AWP Whirlpool (8)	\$ 5,480	ANE7242AWP Whirlpool (8)	\$ 5,755	ANG7242AWP Whirlpool (8)	\$ 5,755
ANG6642ATA Thermal Air	\$ 5,540	ANE7242ATA Thermal Air	\$ 5,810	ANG7242ATA Thermal Air	\$ 5,810
ANG6642ACO Combo System	\$ 7,325	ANE7242ACO Combo System	\$ 7,590	ANG7242ACO Combo System	\$ 7,590

AVAILABLE OPTIONS

ACRYLIC BATHTUB COLORS

Standard Colors: Bone | White | Biscuit
Premium Colors: Black | Ice Grey | Sandbar \$ 410
Matte Finish: NET \$ 460

BACK MASSEUSE SYSTEMS Additional finishes on page 15

System I - Manual Control | BAC.MA1-XXX \$ 690
System II - Electronic Control (TA) | BAC.MA2-XXX \$ 2,200
System III - Electronic Control (WP or CO) \$ 1,390

EXTRA HIGH DENSITY | HI.DEN \$ 630

GRAB BARS (Pair) Additional finishes on page 15

Standard Grab Bars | GRA.BAR-XXX
 Group 1 - PC or PB \$ 420
Universal Grab Bars | UGB-XXX
 Group 1 - PC or PB \$ 450

HYDRO BLANKET | BLA.HEA-X

2 Zones \$ 1,160 4 Zones \$ 1,620
 3 Zones \$ 1,450 5 Zones \$ 1,830

HYDRO COAT | HYC.COA \$ 290

HYDRO EXPRESS QUICK SHIP

69.104-HYD.EXP NET \$ 130

HYDRO FUSION

Hydro Fusion (Tub Only) | 29.102 \$ 760
Hydro Fusion with Ozone (Tub Only) | 29.103 \$ 1,030
Hydro Fusion (Thermal Air) | 29.107 \$ 1,150

HYDRO INDULGE | HYD.IND \$ 2,520

HYDROZONE UV Combo SYSTEM | OZUV.XXX

110 V | OZUV.110 \$ 890
 220 V | OZUV.220 \$ 890

INLINE HEATER (Whirlpool & Combo systems only)

12.50 Amps 1.5 KW - 110V | 27.100 \$ 620
 6.25 Amps 1.5 KW - 220V | 27.101 \$ 670
 6.00 Amps 0.75 KW | 27.103 \$ 555

(no dedicated GFI required for 6.00 Amp)

JETS For additional finishes go to page 15

Add. Jumbo Jet (JET.JJ-XX) & Rotating Jets (JET.JR-XX)
 Group 1 - PC or PB \$ 220

Add. Standard (JET.STD-XX) & Swirling Jets (JET.SWI-XX)
 Group 1 - PC or PB \$ 210

Jumbo Jets (JUP.JJ-XX) & Rotating Jets Upgrade (JUP.JR-XX) \$ 95

Micro Therapy Jet | MTJ.XXX
 BIS, BLA, BON, SIL, WHI \$ 170

Swirling Jet Upgrade | JUP.SWI-XX \$ 60

JET PLATING For jet plating options go to page 16

CUSTOM JET LOCATIONS | 69.116-CUS.JET No Charge

LIGHTING

LED Bath Light Chromotherapy System | LIG.LED \$ 630

MOLDED ARMREST | ARM.MOL-2 \$ 130
 Some armrests add an interior detail line to the bathtub.

LOW WATER PROTECTION (Includes 30 minute timer)

110V | LOW.WAT-110 \$ 325
 220V | LOW.WAT-220 \$ 350

NECK MASSEUSE JET PILLOW | PIL.NEC-XX \$ 650
 Available in black, bone and white.

PADDED HEADREST PILLOW | 41.128 \$ 130
 (Available in black only)

PUMPS

Custom Pump Locations | 69.116-CUS.PMP No Charge
Pump Upgrades | PMP.UP \$ 275
 (110V to 220V on 2.25 H.P. only)

WASTE & OVERFLOW | WOV.XX For finishes go to page 17

INTEGRAL W/O (Std. Round) | IWO.XX \$ 325

LINEAR INTEGRAL W/O | LWO-XXX \$ 325

LCD TEMP. READOUT KEYPAD | LCD.UPG \$ 475
 (must have a keypad controlled system to purchase)

REMOTE CONTROL SYSTEM \$ 580
 (must have system to purchase)

ASHLEY

60"L x 48"W x 18"D
 72"L x 48"W x 18"D
 Includes armrests & pillows



MODEL / PRICING

ASH6048ATO	Tub Only	\$ 3,290	ASH7248ATO	Tub Only	\$ 3,360
ASH6048AWP	Whirlpool (8)	\$ 5,870	ASH7248AWP	Whirlpool (8)	\$ 5,990
ASH6048ATA	Thermal Air	\$ 5,850	ASH7248ATA	Thermal Air	\$ 5,970
ASH6048ACO	Combo System	\$ 7,250	ASH7248ACO	Combo System	\$ 7,400

AVAILABLE OPTIONS

ACRYLIC BATHTUB COLORS

Standard Colors: Bone | White | Biscuit
Premium Colors: Black | Ice Grey | Sandbar \$ 410
Matte Finish: NET \$ 460

BACK MASSEUSE SYSTEMS Additional finishes on page 15

System I - Manual Control | BAC.MA1-XXX \$ 690
System II - Electronic Control (TA) | BAC.MA2-XXX \$ 2,200
System III - Electronic Control (WP or CO) \$ 1,390

EXPORT CRATE | FRT.EXPCRT NET \$ 130

EXTRA HIGH DENSITY | HI.DEN \$ 630

GRAB BARS (Pair) Additional finishes on page 15

Standard Grab Bars | GRA.BAR-XXX
 Group 1 - PC or PB \$ 420
Universal Grab Bars | UGB-XXX
 Group 1 - PC or PB \$ 450

HYDRO BLANKET | BLA.HEA-X
 2 Zones \$ 1,160 4 Zones \$ 1,620
 3 Zones \$ 1,450 5 Zones \$ 1,830

HYDRO COAT | HYC.COA \$ 290

HYDRO EXPRESS QUICK SHIP 69.104-HYD.EXP NET \$ 130

HYDRO FUSION

Hydro Fusion (Tub Only) | 29.102 \$ 760
Hydro Fusion with Ozone (Tub Only) | 29.103 \$ 1,030
Hydro Fusion (Thermal Air) | 29.107 \$ 1,150

HYDRO INDULGE | HYD.IND \$ 2,520

HYDROZONE UV COMBO SYSTEM | OZUV.XXX
 110 V | OZUV.110 \$ 890
 220 V | OZUV.220 \$ 890

INLINE HEATER (Whirlpool & Combo systems only)
 12.50 Amps 1.5 KW - 110V | 27.100 \$ 620
 6.25 Amps 1.5 KW - 220V | 27.101 \$ 670
 6.00 Amps 0.75 KW | 27.103 \$ 555
 (no dedicated GFI required for 6.00 Amp)

JETS For additional finishes go to page 15

Add. Jumbo Jet (JET.JJ-XX) & **Rotating Jets** (JET.JR-XX)
 Group 1 - PC or PB \$ 220
Add. Standard (JET.STD-XX) & **Swirling Jets** (JET.SWI-XX)
 Group 1 - PC or PB \$ 210
Jumbo Jets (JUP.JJ-XX) & **Rotating Jets Upgrade** (JUP.JR-XX) \$ 95
Micro Therapy Jet | MTJ.XXX
 BIS, BLA, BON, SIL, WHI \$ 170
Swirling Jet Upgrade | JUP.SWI-XX \$ 60

JET PLATING For jet plating options go to page 16

CUSTOM JET LOCATIONS | 69.116-CUS.JET No Charge

LIGHTING

LED Bath Light Chromotherapy System | LIG.LED \$ 630

LOW WATER PROTECTION (Includes 30 minute timer)
 110V | LOW.WAT-110 \$ 325
 220V | LOW.WAT-220 \$ 350

MICRO MOUNT | 69.140MCREDDG \$ 120

PUMPS

Custom Pump Locations | 69.116-CUS.PMP No Charge
Pump Upgrades | PMP.UP \$ 275
 (110V to 220V ON 2.25 H.P. only)

SKIRTS For skirt options go to pages 16-17

TILE FLANGES | FLA.MO-X \$ 190

WASTE & OVERFLOW | WOV.XX For finishes go to page 17

INTEGRAL W/O (Std. Round) | IWO.XX \$ 325

LINEAR INTEGRAL W/O | LWO-XXX \$ 325

LCD TEMP. READOUT KEYPAD | LCD.UPG \$ 475
 (must have a keypad controlled system to purchase)

REMOTE CONTROL SYSTEM \$ 580
 (must have system to purchase)

*The addition of multiple options could impact the equipment fitting inside the perimeter of the tub.

ATLANDIA

74"L x 48"W x 21"D

Includes armrests & pillow



MODEL / PRICING

ATL7448ATO	Tub Only	\$ 3,340	ATL7448ATA	Thermal Air	\$ 5,940
ATL7448AWP	Whirlpool (8)	\$ 5,910	ATL7448ACO	Combo System	\$ 7,920

AVAILABLE OPTIONS

ACRYLIC BATHTUB COLORS

Standard Colors: Bone White Biscuit	
Premium Colors: Black Ice Grey Sandbar	\$ 410
Matte Finish:	NET \$ 460

BACK MASSEUSE SYSTEMS Additional finishes on page 15

System I - Manual Control BAC.MA1-XXX	\$ 690
System II - Electronic Control (TA) BAC.MA2-XXX	\$ 2,200
System III - Electronic Control (WP or CO)	\$ 1,390

EXPORT CRATE | FRT.EXPCRT NET \$ 130

EXTRA HIGH DENSITY | HI.DEN \$ 630

GRAB BARS (Pair) Additional finishes on page 15

Standard Grab Bars GRA.BAR-XXX	
Group 1 - PC or PB	\$ 420
Universal Grab Bars UGB-XXX	
Group 1 - PC or PB	\$ 450

HYDRO BLANKET | BLA.HEA-X

2 Zones	\$ 1,160	4 Zones	\$ 1,620
3 Zones	\$ 1,450	5 Zones	\$ 1,830

HYDRO COAT | HYC.COA \$ 290

HYDRO EXPRESS QUICK SHIP 69.104-HYD.EXP NET \$ 130

HYDRO FUSION

Hydro Fusion (Tub Only) 29.102	\$ 760
Hydro Fusion with Ozone (Tub Only) 29.103	\$ 1,030
Hydro Fusion (Thermal Air) 29.107	\$ 1,150

HYDRO INDULGE | HYD.IND \$ 2,520

HYDROZONE UV COMBO SYSTEM | OZUV.XXX

110 V OZUV.110	\$ 890
220 V OZUV.220	\$ 890

INLINE HEATER (Whirlpool & Combo systems only)

12.50 Amps 1.5 KW - 110V 27.100	\$ 620
6.25 Amps 1.5 KW - 220V 27.101	\$ 670
6.00 Amps 0.75 KW 27.103	\$ 555

(no dedicated GFI required for 6.00 Amp)

JETS For additional finishes go to page 15

Add. Jumbo Jet (JET.JJ-XX) & **Rotating Jets** (JET.JR-XX)
Group 1 - PC or PB \$ 220

Add. Standard (JET.STD-XX) & **Swirling Jets** (JET.SWI-XX)
Group 1 - PC or PB \$ 210

Jumbo Jets (JUP.JJ-XX) & **Rotating Jets Upgrade** (JUP.JR-XX) \$ 95

Micro Therapy Jet | MTJ.XXX
BIS, BLA, BON, SIL, WHI \$ 170

Swirling Jet Upgrade | JUP.SWI-XX \$ 60

JET PLATING For jet plating options go to page 16

CUSTOM JET LOCATIONS | 69.116-CUS.JET No Charge

LIGHTING

LED Bath Light Chromotherapy System | LIG.LED \$ 630

LOW WATER PROTECTION (Includes 30 minute timer)

110V LOW.WAT-110	\$ 325
220V LOW.WAT-220	\$ 350

PUMPS

Custom Pump Locations | 69.116-CUS.PMP No Charge
Pump Upgrades | PMP.UP \$ 275
(110V to 220V ON 2.25 H.P. only)

SKIRTS For skirt options go to pages 16-17

WASTE & OVERFLOW | WO.VXX For finishes go to page 16

INTEGRAL W/O (Std. Round) | IWO.XX \$ 325

LINEAR INTEGRAL W/O | LWO-XXX \$ 325

LCD TEMP. READOUT KEYPAD | LCD.UPG \$ 475
(must have a keypad controlled system to purchase)

REMOTE CONTROL SYSTEM \$ 580
(must have system to purchase)

CARLI

60"L x 36"W x 19"D- end drain
 66"L x 36"W x 25"D- center drain
 72"L x 40"W x 27"D- end drain
 Available as freestanding model,
 see Picasso page 81



MODEL / PRICING

CAR6036ATO Tub Only	\$ 2,430	CAR6636ATO Tub Only	\$ 3,130	CAR7240ATO Tub Only	\$ 3,240
CAR6036AWP Whirlpool (6)	\$ 4,325	CAR6636AWP Whirlpool (6)	\$ 5,535	CAR7240AWP Whirlpool (6)	\$ 5,635
CAR6036ATA Thermal Air	\$ 4,850	CAR6636ATA Thermal Air	\$ 5,465	CAR7240ATA Thermal Air	\$ 5,580
CAR6036ACO Combo System	\$ 6,610	CAR6636ACO Combo System	\$ 7,025	CAR7240ACO Combo System	\$ 7,445

AVAILABLE OPTIONS

ACRYLIC BATHTUB COLORS

Standard Colors: Bone | White | Biscuit
Premium Colors: Black | Ice Grey | Sandbar \$ 410
Matte Finish: NET \$ 460

EXPORT CRATE | FRT.EXPCRT NET \$ 130

EXTRA HIGH DENSITY | HI.DEN \$ 630

GRAB BARS (Pair) Additional finishes on page 15

Standard Grab Bars | GRA.BAR-XXX
 Group 1 - PC or PB \$ 420

Universal Grab Bars | UGB-XXX
 Group 1 - PC or PB \$ 450

HYDRO BLANKET | BLA.HEA-X
 2 Zones \$ 1,160 4 Zones \$ 1,620
 3 Zones \$ 1,450 5 Zones \$ 1,830

HYDRO COAT | HYC.COA \$ 290

HYDRO EXPRESS QUICK SHIP
 69.104-HYD.EXP NET \$ 130

HYDRO FUSION
Hydro Fusion (Tub Only) | 29.102 \$ 760
Hydro Fusion with Ozone (Tub Only) | 29.103 \$ 1,030
Hydro Fusion (Thermal Air) | 29.107 \$ 1,150

HYDRO INDULGE | HYD.IND \$ 2,520

HYDROZONE UV COMBO SYSTEM | OZUV.XXX
 110 V | OZUV.110 \$ 890
 220 V | OZUV.220 \$ 890

INLINE HEATER (Whirlpool & Combo systems only)
 12.50 Amps 1.5 KW - 110V | 27.100 \$ 620
 6.25 Amps 1.5 KW - 220V | 27.101 \$ 670
 6.00 Amps 0.75 KW | 27.103 \$ 555
 (no dedicated GFI required for 6.00 Amp)

JETS For additional finishes go to page 15
Add. Jumbo Jet (JET.JJ-XX) & **Rotating Jets** (JET.JR-XX)
 Group 1 - PC or PB \$ 220
Add. Standard (JET.STD-XX) & **Swirling Jets** (JET.SWI-XX)
 Group 1 - PC or PB \$ 210
Jumbo Jets (JUP.JJ-XX) & **Rotating Jets Upgrade** (JUP.JR-XX) \$ 95
Micro Therapy Jet | MTJ.XXX
 BIS, BLA, BON, SIL, WHI \$ 170
Swirling Jet Upgrade | JUP.SWI-XX \$ 60

JET PLATING For jet plating options go to page 16
CUSTOM JET LOCATIONS | 69.116-CUS.JET No Charge

LIGHTING
LED Bath Light Chromotherapy System | LIG.LED \$ 630

LOW WATER PROTECTION (Includes 30 minute timer)
 110V | LOW.WAT-110 \$ 325
 220V | LOW.WAT-220 \$ 350

NECK MASSEUSE JET PILLOW | PIL.NEC-XX \$ 650
 Available in black, bone and white.

PADDED HEADREST PILLOW | 41.128 \$ 130
 (Available in black only)

PUMPS
Custom Pump Locations | 69.116-CUS.PMP No Charge
Pump Upgrades | PMP.UP \$ 275
 (110V to 220V ON 2.25 H.P. only)

WASTE & OVERFLOW | WOV.XX For finishes go to page 17
INTEGRAL W/O (Std. Round) | IWO.XX \$ 325

LINEAR INTEGRAL W/O | LWO-XXX \$ 325
 (66" model only)

LCD TEMP. READOUT KEYPAD | LCD.UPG \$ 475
 (must have a keypad controlled system to purchase)

REMOTE CONTROL SYSTEM \$ 580
 (must have system to purchase)

CASEY

60"L x 38"W x 19"D - side-center drain

66"L x 38"W x 19"D - side-center drain

W/O Included

Remote blower required for Thermal Air system

Available as drop-in model, see Galaxie page 48



MODEL / PRICING

CAS6038ATO	Tub Only	\$ 4,205	CAS6638ATO	Tub Only	\$ 4,280
CAS6038ATA	Thermal Air	\$ 6,225	CAS6638ATA	Thermal Air	\$ 6,265

AVAILABLE OPTIONS

ACRYLIC BATHTUB COLORS

Standard Colors: Bone | White | Biscuit

Premium Colors: Black | Ice Grey | Sandbar \$ 1,160

Matte Finish: NET \$ 695

Dual Color Option: \$2,040

MODEL/COLOR1/COLOR2 (XXX.XXX.XXX)

SURFACES (OUTSIDE ONLY)

Faux Metallic:

Galvanized [GAL] | Weathered Nickel [WN] \$ 3,150

Metallic: Polished Nickel [PN] \$ 15,750

MODEL/METAL/COLOR (XXX.XXX.XXX)

EXPORT CRATE | FRT.EXPCRT NET \$ 130

EXTRA HIGH DENSITY | HI.DEN \$ 630

GRAB BARS (Pair) Additional finishes on page 15

Standard Grab Bars | GRA.BAR-XXX

Group 1 - PC or PB \$ 420

Group 2 - AB, BB, SB, BC, PN, SN, BN \$ 545

Group 3 - GOL & other finishes \$ 740

Universal Grab Bars | UGB-XXX

Group 1 - PC or PB \$ 450

Group 2 - AB, BB, SB, BC, PN, SN, BN \$ 580

Group 3 - GOL & other finishes \$ 760

HEATED BACKREST INCLUDED ON Thermal Air

HYDROZONE INCLUDED ON Thermal Air

HYDRO BLANKET | BLA.HEA-X

2 Zones \$ 1,160

3 Zones \$ 1,450

4 Zones \$ 1,620

5 Zones \$ 1,830

HYDRO COAT | HYC.COA \$ 290

HYDRO EXPRESS QUICK SHIP

69.104-HYD.EXP NET \$ 235

LIGHTING

LED Bath Light Chromotherapy System | LIG.LED \$ 630

MOLDED ARMRESTS (Per Pair) | ARM.MOL-X \$ 130
Some molded armrests add an interior detail line to the bathtub

PADDED HEADREST PILLOW | 41.128 \$ 130
(Available in black only)

INTEGRAL W/O (Std. Round) | IWO.XX INCLUDED
WHI, BIS, PC, PB, PN, BC, BB, BN, SC, SB, SN, ORB, PE
GOLD FINISH UPGRADE \$ 580

LINEAR INTEGRAL W/O
LWO-XXX NO CHARGE UPGRADE

ISLAND TUB DRAIN | ITD.XXX
ABS, PVC | ITD.ABS | ITD.PVC \$ 325
Cast Iron | ITD.CST \$ 395

LCD TEMP. READOUT KEYPAD | LCD.UPG \$ 475
(upgrade only, must have a keypad controlled system to purchase)

REMOTE CONTROL SYSTEM \$ 580
(must have thermal air system to purchase)

CASSI

60"L x 42"W x 24"D
Includes armrests



MODEL / PRICING

CAS6042ATO	Tub Only	\$ 3,630	CAS6042ATA	Thermal Air	\$ 5,735
CAS6042AWP	Whirlpool (6)	\$ 5,910	CAS6042ACO	Combo System	\$ 7,340

AVAILABLE OPTIONS

ACRYLIC BATHTUB COLORS

Standard Colors: Bone | White | Biscuit

Premium Colors: Black | Ice Grey | Sandbar \$ 410

Matte Finish: NET \$ 460

BACK MASSEUSE SYSTEMS Additional finishes on page 15

System I - Manual Control | BAC.MA1-XXX \$ 690

System II - Electronic Control (TA) | BAC.MA2-XXX \$ 2,200

System III - Electronic Control (WP or CO) \$ 1,390

EXPORT CRATE | FRT.EXPCRT NET \$ 130

EXTRA HIGH DENSITY | HI.DEN \$ 630

GRAB BARS (Pair) Additional finishes on page 15

Standard Grab Bars | GRA.BAR-XXX
Group 1 - PC or PB \$ 420

Universal Grab Bars | UGB-XXX
Group 1 - PC or PB \$ 450

HYDRO BLANKET | BLA.HEA-X

2 Zones	\$ 1,160	4 Zones	\$ 1,620
3 Zones	\$ 1,450	5 Zones	\$ 1,830

HYDRO COAT | HYC.COA \$ 290

HYDRO EXPRESS QUICK SHIP
69.104-HYD.EXP NET \$ 130

HYDRO FUSION

Hydro Fusion (Tub Only) | 29.102 \$ 760

Hydro Fusion with Ozone (Tub Only) | 29.103 \$ 1,030

Hydro Fusion (Thermal Air) | 29.107 \$ 1,150

HYDRO INDULGE | HYD.IND \$ 2,520

HYDROZONE UV COMBO SYSTEM | OZUV.XXX

110 V | OZUV.110 \$ 890

220 V | OZUV.220 \$ 890

INLINE HEATER (Whirlpool & Combo systems only)

12.50 Amps 1.5 KW - 110V | 27.100 \$ 620

6.25 Amps 1.5 KW - 220V | 27.101 \$ 670

6.00 Amps 0.75 KW | 27.103 \$ 555

(no dedicated GFI required for 6.00 Amp)

JETS For additional finishes go to page 15

Add. Jumbo Jet (JET.JJ-XX) & Rotating Jets (JET.JR-XX)
Group 1 - PC or PB \$ 220

Add. Standard (JET.STD-XX) & Swirling Jets (JET.SWI-XX)
Group 1 - PC or PB \$ 210

Jumbo Jets (JUP.JJ-XX) & Rotating Jets Upgrade \$95
(JUP.JR-XX)

Micro Therapy Jet | MTJ.XXX
BIS, BLA, BON, SIL, WHI \$ 170

Swirling Jet Upgrade | JUP.SWI-XX \$ 60

JET PLATING For jet plating options go to page 16

CUSTOM JET LOCATIONS | 69.116-CUS.JET No Charge

LIGHTING

LED Bath Light Chromotherapy System | LIG.LED \$ 630

LOW WATER PROTECTION (Includes 30 minute timer)

110V | LOW.WAT-110 \$ 325

220V | LOW.WAT-220 \$ 350

NECK MASSEUSE JET PILLOW | PIL.NEC-XX \$ 650
Available in black, bone and white.

PADDED HEADREST PILLOW | 41.128 \$ 130
(Available in black only)

PUMPS

Custom Pump Locations | 69.116-CUS.PMP No Charge

Pump Upgrades | PMP.UP \$ 275
(110V to 220V ON 2.25 H.P. only)

WASTE & OVERFLOW | WOV.XX For finishes go to page 17

INTEGRAL W/O (Std. Round) | IWO.XX \$ 325

LINEAR INTEGRAL W/O | LWO-XXX \$ 325

LCD TEMP. READOUT KEYPAD | LCD.UPG \$ 475
(must have a keypad controlled system to purchase)

REMOTE CONTROL SYSTEM \$ 580
(must have system to purchase)

*The addition of multiple options could impact the equipment fitting inside the perimeter of the tub.

CHAGALL

66"L x 32"W x 24"D - center drain

72"L x 38"W x 24"D - center drain

W/O Included

Foam fill sound insulator included

Remote blower required for Thermal Air system



MODEL / PRICING

MCH6632ATO	Tub Only	\$ 3,630	MCH7238ATO	Tub Only	\$ 5,735
MCH6632ATA	Thermal Air	\$ 5,910	MCH7238ATA	Thermal Air	\$ 7,340

AVAILABLE OPTIONS

ACRYLIC BATHTUB COLORS

Standard Colors: Bone | White | Biscuit

Premium Colors: Black | Ice Grey | Sandbar \$ 1,160

Matte Finish: NET \$ 460

Dual Color Option: \$2,040

MODEL/COLOR1/COLOR2 (XXX.XXX.XXX)

SURFACES (OUTSIDE ONLY)

Faux Metallic:

Galvanized [GAL] | Weathered Nickel [WN] \$ 3,150

Metallic: Polished Nickel [PN] \$ 15,750

MODEL/METAL/COLOR (XXX.XXX.XXX)

EXPORT CRATE | FRT.EXPCRT NET \$ 130

GRAB BARS (Pair)

Standard Grab Bars | GRA.BAR-XXX

Group 1 - PC or PB \$ 420

Group 2 - AB, BB, SB, BC, PN, SN, BN \$ 545

Group 2 - GOL & Other finishes \$ 740

Universal Grab Bars | UGB-XXX

Group 1 - PC or PB \$ 450

Group 2 - AB, BB, SB, BC, PN, SN, BN \$ 580

Group 3 - GOL & Other finishes \$ 760

HYDRO BLANKET | BLA.HEA-X

2 Zones \$ 1,160 4 Zones \$ 1,620

3 Zones \$ 1,450

HYDRO COAT | HYC.COA \$ 290

HYDRO EXPRESS QUICK SHIP
69.104-HYD.EXP NET \$ 130

HYDROZONE INCLUDED ON Thermal Air

LIGHTING

LED Bath Light Chromotherapy System | LIG.LED \$ 630

INTEGRAL W/O (Std. Round) | INT.XXX Included
WHI, BIS, PC, PB, PN, BC, SB, SN, ORB, PE
GOLD FINISH UPGRADE \$ 460

LINEAR INTEGRAL W/O | LWO.XXX NO UPCHARGE
(must specify on PO)

ISLAND TUB DRAIN | ITD.XXX
ABS, PVC | ITD.ABS | ITD.PVC \$ 325
Cast Iron | ITD.CST \$ 395

LCD TEMP. READOUT KEYPAD | LCD.UPG \$ 475
(must have a keypad controlled system to purchase)

REMOTE CONTROL SYSTEM \$ 580
(must have system to purchase)

CHARLOTTE

72"L x 36"W x 19"D
Includes armrests



MODEL / PRICING

CHA7236ATO	Tub Only	\$ 2,370	CHA7236ATA	Thermal Air	\$ 4,820
CHA7236AWP	Whirlpool (6)	\$ 4,520	CHA7236ACO	Combo System	\$ 6,380

AVAILABLE OPTIONS

ACRYLIC BATHTUB COLORS

Standard Colors: Bone | White | Biscuit

Premium Colors: Black | Ice Grey | Sandbar

Matte Finish: NET \$ 460

BACK MASSEUSE SYSTEMS

Additional finishes on page 15

System I - Manual Control | BAC.MA1-XXX \$ 690

System II - Electronic Control (TA) | BAC.MA2-XXX \$ 2,200

System III - Electronic Control (WP or CO) \$ 1,390

EXPORT CRATE | FRT.EXPCRT NET \$ 130

EXTRA HIGH DENSITY | HI.DEN \$ 630

GRAB BARS (Pair)

Additional finishes on page 15

Standard Grab Bars | GRA.BAR-XXX \$ 420

Group 1 - PC or PB

Universal Grab Bars | UGB-XXX \$ 450

Group 1 - PC or PB

HYDRO BLANKET

2 Zones	\$ 1,160	4 Zones	\$ 1,620
3 Zones	\$ 1,450	5 Zones	\$ 1,830

HYDRO COAT | HYC.COA \$ 290

HYDRO EXPRESS QUICK SHIP

69.104-HYD.EXP NET \$ 130

HYDRO FUSION

Hydro Fusion (Tub Only) | 29.102 \$ 760

Hydro Fusion with Ozone (Tub Only) | 29.103 \$ 1,030

Hydro Fusion (Thermal Air) | 29.107 \$ 1,150

HYDRO INDULGE | HYD.IND \$ 2,520

HYDROZONE UV COMBO SYSTEM

110 V | OZUV.110 \$ 890

220 V | OZUV.220 \$ 890

INLINE HEATER

(Whirlpool & Combo systems only)

12.50 Amps 1.5 KW - 110V | 27.100 \$ 620

6.25 Amps 1.5 KW - 220V | 27.101 \$ 670

6.00 Amps 0.75 KW | 27.103 \$ 555

(no dedicated GFI required for 6.00 Amp)

JETS For additional finishes go to page 15

Add. Jumbo Jet (JET.JJ-XX) & **Rotating Jets** (JET.JR-XX)
Group 1 - PC or PB \$ 220

Add. Standard (JET.STD-XX) & **Swirling Jets** (JET.SWI-XX)
Group 1 - PC or PB \$ 210

Jumbo Jets (JUP.JJ-XX) & **Rotating Jets Upgrade** (JUP.JR-XX) \$ 95

Micro Therapy Jet | MTJ.XXX

BIS, BLA, BON, SIL, WHI \$ 170

Swirling Jet Upgrade | JUP.SWI-XX \$ 60

JET PLATING For jet plating options go to page 16

CUSTOM JET LOCATIONS | 69.116-CUS.JET No Charge

LIGHTING

LED Bath Light Chromotherapy System | LIG.LED \$ 630

LOW WATER PROTECTION

(Includes 30 minute timer)

110V | LOW.WAT-110 \$ 325

220V | LOW.WAT-220 \$ 350

NECK MASSEUSE JET PILLOW | PIL.NEC-XX \$ 650

Available in black, bone and white.

PADDED HEADREST PILLOW | 41.128 \$ 130

(Available in black only)

PUMPS

Custom Pump Locations | 69.116-CUS.PMP No Charge

Pump Upgrades | PMP.UP \$ 275

(110V to 220V ON 2.25 H.P. only)

SKIRTS For skirt options go to pages 16-17

WASTE & OVERFLOW | WOV.XX For finishes go to page 17

INTEGRAL W/O (Std. Round) | IWO.XX \$ 325

LINEAR INTEGRAL W/O | LWO-XXX \$ 325

LCD TEMP. READOUT KEYPAD | LCD.UPG \$ 475

(must have a keypad controlled system to purchase)

REMOTE CONTROL SYSTEM \$ 580

(must have system to purchase)

CHEYENNE

66"L x 36"W x 20"D - hidden center drain

72"L x 36"W x 20"D - hidden center drain

W/O Included

Foam fill sound insulator included

Remote blower required for Thermal Air system

Available as drop-in model, see Versailles page 95



MODEL / PRICING

CHE6636ATO	Tub Only	\$ 4,515	CHE7236ATO	Tub Only	\$ 4,630
CHE6636ATA	Thermal Air	\$ 6,425	CHE7236ATA	Thermal Air	\$ 6,540

AVAILABLE OPTIONS

ACRYLIC BATHTUB COLORS

Standard Colors: Bone | White | Biscuit

Premium Colors: Black | Ice Grey | Sandbar \$ 1,160

Matte Finish: NET \$ 460

Dual Color Option: \$ 2,040

MODEL/COLOR1/COLOR2 (XXX.XXX.XXX)

SURFACES (OUTSIDE ONLY)

Faux Metallic:

Galvanized [GAL] | Weathered Nickel [WN] \$ 3,150

Metallic: Polished Nickel [PN] \$ 15,750

MODEL/METAL/COLOR (XXX.XXX.XXX)

EXPORT CRATE | FRT.EXPCRT NET \$ 130

GRAB BARS (Pair)

Standard Grab Bars | GRA.BAR-XXX

Group 1 - PC or PB \$ 420

Group 2 - AB, BB, SB, BC, PN, SN, BN \$ 545

Group 2 - GOL & Other finishes \$ 740

Universal Grab Bars | UGB-XXX

Group 1 - PC or PB \$ 450

Group 2 - AB, BB, SB, BC, PN, SN, BN \$ 580

Group 3 - GOL & Other finishes \$ 760

HEATED BACKREST INCLUDED ON Thermal Air

HYDRO BLANKET | BLA.HEA-X

2 Zones \$ 1,160 4 Zones \$ 1,620

3 Zones \$ 1,450 5 Zones \$ 1,830

HYDRO COAT | HYC.COA \$ 290

HYDRO EXPRESS QUICK SHIP

69.104-HYD.EXP NET \$ 130

HYDROZONE INCLUDED ON Thermal Air

LIGHTING

LED Bath Light Chromotherapy System | LIG.LED \$ 630

INTEGRAL W/O (Std. Round) | INT.XXX Included

WHI, BIS, PC, PB, PN, BC, SB, SN, ORB, PE

GOLD FINISH UPGRADE \$ 460

LINEAR INTEGRAL W/O | LWO.XXX NO UPCHARGE
(must specify on PO)

ISLAND TUB DRAIN | ITD.XXX

ABS, PVC | ITD.ABS | ITD.PVC \$ 325

Cast Iron | ITD.CST \$ 395

LCD TEMP. READOUT KEYPAD | LCD.UPG \$ 475

(must have a keypad controlled system to purchase)

REMOTE CONTROL SYSTEM \$ 580

(must have system to purchase)

CHLOE

70"L x 40"W x 27"D - side-center drain
 W/O Included
 Foam fill sound insulator included
 Includes lumbar support
 Remote blower required for Thermal Air system



MODEL / PRICING

CHL7040ATO	Tub Only	\$ 4,685		CHL7040ATA	Thermal Air	\$ 7,200
------------	----------	----------	--	------------	-------------	----------

AVAILABLE OPTIONS

ACRYLIC BATHTUB COLORS

Standard Colors: Bone | White | Biscuit

Premium Colors: Black | Ice Grey | Sandbar \$ 1,160

Matte Finish: NET \$ 460

Dual Color Option: \$2,040

MODEL/COLOR1/COLOR2 (XXX.XXX.XXX)

SURFACES (OUTSIDE ONLY)

Faux Metallic:

Galvanized [GAL] | Weathered Nickel [WN] \$ 3,150

Metallic: Polished Nickel [PN] \$ 15,750

MODEL/METAL/COLOR (XXX.XXX.XXX)

EXPORT CRATE | FRT.EXPCRT NET \$ 130

GRAB BARS (Pair)

Standard Grab Bars | GRA.BAR-XXX

Group 1 - PC or PB \$ 420

Group 2 - AB, BB, SB, BC, PN, SN, BN \$ 545

Group 2 - GOL & Other finishes \$ 740

Universal Grab Bars | UGB-XXX

Group 1 - PC or PB \$ 450

Group 2 - AB, BB, SB, BC, PN, SN, BN \$ 580

Group 3 - GOL & Other finishes \$ 760

HEATED BACKREST INCLUDED ON Thermal Air

HYDRO BLANKET | BLA.HEA-X

2 Zones \$ 1,160 4 Zones \$ 1,620

3 Zones \$ 1,450 5 Zones \$ 1,830

HYDRO COAT | HYC.COA \$ 290

HYDRO EXPRESS QUICK SHIP

69.104-HYD.EXP NET \$ 130

HYDROZONE INCLUDED ON Thermal Air

LIGHTING

LED Bath Light Chromotherapy System | LIG.LED \$ 630

MOLDED ARMRESTS (Per Pair) | ARM.MOL-X \$ 130

Some molded armrests add an interior detail line to the bathtub

PADDED HEADREST PILLOW | 41.128 \$ 130

(Available in black only)

INTEGRAL W/O (Std. Round) | INT.XXX Included

WHI, BIS, PC, PB, PN, BC, SB, SN, ORB, PE

GOLD FINISH UPGRADE \$ 460

LINEAR INTEGRAL W/O | LWO.XXX NO UPCHARGE

(must specify on PO)

ISLAND TUB DRAIN | ITD.XXX

ABS, PVC | ITD.ABS | ITD.PVC \$ 325

Cast Iron | ITD.CST \$ 395

LCD TEMP. READOUT KEYPAD | LCD.UPG \$ 475

(must have a keypad controlled system to purchase)

REMOTE CONTROL SYSTEM \$ 580

(must have system to purchase)

**Additional towel bar finishes available.

Call Hydro Systems for quote and lead times.**

CLARISSA

55" L x 55" W x 21" D
Includes armrests



MODEL / PRICING

CLA5555ATO	Tub Only	\$ 2,330	CLA5555ATA	Thermal Air	\$ 4,595
CLA5555AWP	Whirlpool (6)	\$ 4,440	CLA5555ACO	Combo System	\$ 6,225

AVAILABLE OPTIONS

ACRYLIC BATHTUB COLORS

Standard Colors: Bone | White | Biscuit

Premium Colors: Black | Ice Grey | Sandbar \$ 410

Matte Finish: NET \$ 460

BACK MASSEUSE SYSTEMS Additional finishes on page 15

System I - Manual Control | BAC.MA1-XXX \$ 690

System II - Electronic Control (TA) | BAC.MA2-XXX \$ 2,200

System III - Electronic Control (WP or CO) \$ 1,390

EXPORT CRATE | FRT.EXPCRT NET \$ 130

EXTRA HIGH DENSITY | HI.DEN \$ 630

GRAB BARS (Pair) Additional finishes on page 15

Standard Grab Bars | GRA.BAR-XXX
Group 1 - PC or PB \$ 420

Universal Grab Bars | UGB-XXX
Group 1 - PC or PB \$ 450

HYDRO BLANKET | BLA.HEA-X

2 Zones \$ 1,160 4 Zones \$ 1,620

3 Zones \$ 1,450

HYDRO COAT | HYC.COA \$ 290

HYDRO EXPRESS QUICK SHIP 69.104-HYD.EXP NET \$ 130

HYDRO FUSION

Hydro Fusion (Tub Only) | 29.102 \$ 760

Hydro Fusion with Ozone (Tub Only) | 29.103 \$ 1,030

Hydro Fusion (Thermal Air) | 29.107 \$ 1,150

HYDRO INDULGE | HYD.IND \$ 2,520

HYDROZONE UV COMBO SYSTEM | OZUV.XXX

110 V | OZUV.110 \$ 890

220 V | OZUV.220 \$ 890

INLINE HEATER (Whirlpool & Combo systems only)

12.50 Amps 1.5 KW - 110V | 27.100 \$ 620

6.25 Amps 1.5 KW - 220V | 27.101 \$ 670

6.00 Amps 0.75 KW | 27.103 \$ 555

(no dedicated GFI required for 6.00 Amp)

LCD TEMP. READOUT KEYPAD | LCD.UPG \$ 475

(must have a keypad controlled system to purchase)

JETS For additional finishes go to page 15

Add. Jumbo Jet (JET.JJ-XX) & **Rotating Jets** (JET.JR-XX)
Group 1 - PC or PB \$ 220

Add. Standard (JET.STD-XX) & **Swirling Jets** (JET.SWI-XX)
Group 1 - PC or PB \$ 210

Jumbo Jets (JUP.JJ-XX) & **Rotating Jets Upgrade** (JUP.JR-XX) \$ 95

Micro Therapy Jet | MTJ.XXX

BIS, BLA, BON, SIL, WHI \$ 170

Swirling Jet Upgrade | JUP.SWI-XX \$ 60

JET PLATING For jet plating options go to page 16

CUSTOM JET LOCATIONS | 69.116-CUS.JET No Charge

LIGHTING

LED Bath Light Chromotherapy System | LIG.LED \$ 630

LOW WATER PROTECTION (Includes 30 minute timer)

110V | LOW.WAT-110 \$ 325

220V | LOW.WAT-220 \$ 350

NECK MASSEUSE JET PILLOW | PIL.NEC-XX \$ 650

Available in black, bone and white.

PADDED HEADREST PILLOW | 41.128 \$ 130

(Available in black only)

PUMPS

Custom Pump Locations | 69.116-CUS.PMP No Charge

Pump Upgrades | PMP.UP \$ 275

(110V to 220V ON 2.25 H.P. only)

TILE FLANGES | FLA.MO-X \$ 190

WASTE & OVERFLOW | WOV.XX For finishes go to page 17

INTEGRAL W/O (Std. Round) | IWO.XX \$ 325

LINEAR INTEGRAL W/O | LWO-XXX \$ 325

ISLAND TUB DRAIN

ABS, PVC \$ 325

Cast Iron \$ 395

REMOTE CONTROL SYSTEM \$ 580

(must have system to purchase)

COURTNEY - with flange

60"L x 48"W x 21"D
Specify RH or LH drain



*left hand

*right hand

MODEL / PRICING

COU6048ATO	Tub Only	\$ 2,620	COU6048ATA	Thermal Air	\$ 5,115
COU6048AWP	Whirlpool (6)	\$ 4,835	COU6048ACO	Combo System	\$ 6,695

AVAILABLE OPTIONS

ACRYLIC BATHTUB COLORS

Standard Colors: Bone | White | Biscuit

Premium Colors: Black | Ice Grey | Sandbar \$ 410

Matte Finish: NET \$ 460

BACK MASSEUSE SYSTEMS Additional finishes on page 15

System I - Manual Control | BAC.MA1-XXX \$ 690

System II - Electronic Control (TA) | BAC.MA2-XXX \$ 2,200

System III - Electronic Control (WP or CO) \$ 1,390

EXPORT CRATE | FRT.EXPCRT NET \$ 130

EXTRA HIGH DENSITY | HI.DEN \$ 630

GRAB BARS (Pair) Additional finishes on page 15

Standard Grab Bars | GRA.BAR-XXX
Group 1 - PC or PB \$ 420

Universal Grab Bars | UGB-XXX
Group 1 - PC or PB \$ 450

HYDRO BLANKET | BLA.HEA-X

2 Zones	\$ 1,160	4 Zones	\$ 1,620
3 Zones	\$ 1,450		

HYDRO COAT | HYC.COA \$ 290

HYDRO EXPRESS QUICK SHIP
69.104-HYD.EXP NET \$ 130

HYDRO FUSION

Hydro Fusion (Tub Only) | 29.102 \$ 760

Hydro Fusion with Ozone (Tub Only) | 29.103 \$ 1,030

Hydro Fusion (Thermal Air) | 29.107 \$ 1,150

HYDRO INDULGE | HYD.IND \$ 2,520

HYDROZONE UV COMBO SYSTEM | OZUV.XXX

110 V | OZUV.110 \$ 890

220 V | OZUV.220 \$ 890

INLINE HEATER (Whirlpool & Combo systems only)

12.50 Amps 1.5 KW - 110V | 27.100 \$ 620

6.25 Amps 1.5 KW - 220V | 27.101 \$ 670

6.00 Amps 0.75 KW | 27.103 \$ 555

(no dedicated GFI required for 6.00 Amp)

JETS For additional finishes go to page 15

Add. Jumbo Jet (JET.JJ-XX) & Rotating Jets (JET.JR-XX)
Group 1 - PC or PB \$ 220

Add. Standard (JET.STD-XX) & Swirling Jets (JET.SWI-XX)
Group 1 - PC or PB \$ 210

Jumbo Jets (JUP.JJ-XX) & Rotating Jets Upgrade \$ 95
(JUP.JR-XX)

Micro Therapy Jet | MTJ.XXX
BIS, BLA, BON, SIL, WHI \$ 170

Swirling Jet Upgrade | JUP.SWI-XX \$ 60

JET PLATING For jet plating options go to page 16

CUSTOM JET LOCATIONS | 69.116-CUS.JET No Charge

LIGHTING

LED Bath Light Chromotherapy System | LIG.LED \$ 630

LOW WATER PROTECTION (Includes 30 minute timer)

110V | LOW.WAT-110 \$ 325

220V | LOW.WAT-220 \$ 350

MICRO MOUNT | 69.140MCREDG \$ 120

NECK MASSEUSE JET PILLOW | PIL.NEC-XX \$ 650
Available in black, bone and white.

PADDED HEADREST PILLOW | 41.128 \$ 130
(Available in black only)

PUMPS

Custom Pump Locations | 69.116-CUS.PMP No Charge

Pump Upgrades | PMP.UP \$ 275
(110V to 220V ON 2.25 H.P. only)

SKIRTS For skirt options go to pages 16-17

WASTE & OVERFLOW | WOV.XX For finishes go to page 17

INTEGRAL W/O (Std. Round) | IWO.XX \$ 325

LINEAR INTEGRAL W/O | LWO-XXX \$ 325

LCD TEMP. READOUT KEYPAD | LCD.UPG \$ 475
(must have a keypad controlled system to purchase)

REMOTE CONTROL SYSTEM \$ 580
(must have system to purchase)

*The addition of multiple options could impact the equipment fitting inside the perimeter of the tub.

DAVINCI

70"L x 36"W x 25"D - side-center drain
 W/O Included
 Foam fill sound insulator included
 Includes lumbar support
 Remote blower required for Thermal Air system



MODEL / PRICING

MDA7036ATO	Tub Only	\$ 9,055		MDA7036ATA	Thermal Air	\$ 11,345
------------	----------	----------	--	------------	-------------	-----------

AVAILABLE OPTIONS

ACRYLIC BATHTUB COLORS

Standard Colors: Bone | White | Biscuit

Premium Colors: Black | Ice Grey | Sandbar

Matte Finish:

Dual Color Option:

MODEL/COLOR1/COLOR2 (XXX.XXX.XXX)

\$ 1,160
 NET \$ 460
 \$2,040

SURFACES (OUTSIDE ONLY)

Faux Metallic:

Galvanized [GAL] | Weathered Nickel [WN]

Metallic: Polished Nickel [PN]

MODEL/METAL/COLOR (XXX.XXX.XXX)

\$ 3,150
 \$ 15,750

EXPORT CRATE | FRT.EXPCRT

NET \$ 130

GRAB BARS (Pair)

Standard Grab Bars | GRA.BAR-XXX

Group 1 - PC or PB

Group 2 - AB, BB, SB, BC, PN, SN, BN

Group 2 - GOL & Other finishes

Universal Grab Bars | UGB-XXX

Group 1 - PC or PB

Group 2 - AB, BB, SB, BC, PN, SN, BN

Group 3 - GOL & Other finishes

\$ 420
 \$ 545
 \$ 740

\$ 450
 \$ 580

HYDRO BLANKET | BLA.HEA-X

2 Zones \$ 1,160

3 Zones \$ 1,450

4 Zones \$ 1,620

HYDRO COAT | HYC.COA

\$ 290

HYDRO EXPRESS QUICK SHIP

69.104-HYD.EXP

NET \$ 130

HYDROZONE

INCLUDED ON Thermal Air

LIGHTING

LED Bath Light Chromotherapy System | LIG.LED

\$ 630

INTEGRAL W/O (Std. Round) | INT.XXX

Included

WHI, BIS, PC, PB, PN, BC, SB, SN, ORB, PE

GOLD FINISH UPGRADE

\$ 460

LINEAR INTEGRAL W/O | LWO.XXX

NO UPCHARGE

(must specify on PO)

ISLAND TUB DRAIN | ITD.XXX

ABS, PVC | ITD.ABS | ITD.PVC

Cast Iron | ITD.CST

\$ 325

\$ 395

LCD TEMP. READOUT KEYPAD | LCD.UPG

\$ 475

(must have a keypad controlled system to purchase)

REMOTE CONTROL SYSTEM

\$ 580

(must have system to purchase)

DEANNA

60" L x 36" W x 22" D
 60" L x 40" W x 22" D
 Includes armrests



MODEL / PRICING

DEA6036ATO	Tub Only	\$ 2,430	DEA6040ATO	Tub Only	\$ 2,500
DEA6036AWP	Whirlpool (6)	\$ 4,475	DEA6040AWP	Whirlpool (6)	\$ 4,685
DEA6036ATA	Thermal Air	\$ 4,890	DEA6040ATA	Thermal Air	\$ 4,970
DEA6036ACO	Combo System	\$ 6,355	DEA6040ACO	Combo System	\$ 6,535

AVAILABLE OPTIONS

ACRYLIC BATHTUB COLORS

Standard Colors: Bone | White | Biscuit

Premium Colors: Black | Ice Grey | Sandbar \$ 410

Matte Finish: NET \$ 460

BACK MASSEUSE SYSTEMS Additional finishes on page 15

System I - Manual Control | BAC.MA1-XXX \$ 690

System II - Electronic Control (TA) | BAC.MA2-XXX \$ 2,200

System III - Electronic Control (WP or CO) \$ 1,390

EXPORT CRATE | FRT.EXPCRT NET \$ 130

EXTRA HIGH DENSITY | HI.DEN \$ 630

GRAB BARS (Pair) Additional finishes on page 15

Standard Grab Bars | GRA.BAR-XXX
 Group 1 - PC or PB \$ 420

Universal Grab Bars | UGB-XXX
 Group 1 - PC or PB \$ 450

HYDRO BLANKET | BLA.HEA-X
 2 Zones \$ 1,160 4 Zones \$ 1,620
 3 Zones \$ 1,450 5 Zones \$ 1,830

HYDRO COAT | HYC.COA \$ 290

HYDRO EXPRESS QUICK SHIP
 69.104-HYD.EXP NET \$ 130

HYDRO FUSION

Hydro Fusion (Tub Only) | 29.102 \$ 760

Hydro Fusion with Ozone (Tub Only) | 29.103 \$ 1,030

Hydro Fusion (Thermal Air) | 29.107 \$ 1,150

HYDRO INDULGE | HYD.IND \$ 2,520

HYDROZONE UV COMBO SYSTEM | OZUV.XXX

110 V | OZUV.110 \$ 890

220 V | OZUV.220 \$ 890

INLINE HEATER (Whirlpool & Combo systems only)

12.50 Amps 1.5 KW - 110V | 27.100 \$ 620

6.25 Amps 1.5 KW - 220V | 27.101 \$ 670

6.00 Amps 0.75 KW | 27.103 \$ 555

(no dedicated GFI required for 6.00 Amp)

JETS For additional finishes go to page 15

Add. Jumbo Jet (JET.JJ-XX) & **Rotating Jets** (JET.JR-XX)
 Group 1 - PC or PB \$ 220

Add. Standard (JET.STD-XX) & **Swirling Jets** (JET.SWI-XX)
 Group 1 - PC or PB \$ 210

Jumbo Jets (JUP.JJ-XX) & **Rotating Jets Upgrade** (JUP.JR-XX) \$ 95

Micro Therapy Jet | MTJ.XXX
 BIS, BLA, BON, SIL, WHI \$ 170
Swirling Jet Upgrade | JUP.SWI-XX \$ 60

JET PLATING For jet plating options go to page 16

CUSTOM JET LOCATIONS | 69.116-CUS.JET No Charge

LIGHTING

LED Bath Light Chromotherapy System | LIG.LED \$ 630

LOW WATER PROTECTION (Includes 30 minute timer)
 110V | LOW.WAT-110 \$ 325
 220V | LOW.WAT-220 \$ 350

NECK MASSEUSE JET PILLOW | PIL.NEC-XX \$ 650
 Available in black, bone and white.

PADDED HEADREST PILLOW | 41.128 \$ 130
 (Available in black only)

PUMPS

Custom Pump Locations | 69.116-CUS.PMP No Charge
Pump Upgrades | PMP.UP \$ 275
 (110V to 220V ON 2.25 H.P. only)

WASTE & OVERFLOW | WOV.XX For finishes go to page 17

INTEGRAL W/O (Std. Round) | IWO.XX \$ 325

LINEAR INTEGRAL W/O | LWO-XXX \$ 325

LCD TEMP. READOUT KEYPAD | LCD.UPG \$ 475
 (must have a keypad controlled system to purchase)

REMOTE CONTROL SYSTEM \$ 580
 (must have system to purchase)

DEBRA

72"L x 42"W x 21"D
Includes armrests



MODEL / PRICING

DEB7242ATO	Tub Only	\$ 2,560	DEB7242ATA	Thermal Air	\$ 5,485
DEB7242AWP	Whirlpool (8)	\$ 5,830	DEB7242ACO	Combo System	\$ 7,235

AVAILABLE OPTIONS

ACRYLIC BATHTUB COLORS

Standard Colors: Bone White Biscuit	
Premium Colors: Black Ice Grey Sandbar	\$ 410
Matte Finish:	NET \$ 460

BACK MASSEUSE SYSTEMS Additional finishes on page 15

System I - Manual Control BAC.MA1-XXX	\$ 690
System II - Electronic Control (TA) BAC.MA2-XXX	\$ 2,200
System III - Electronic Control (WP or CO)	\$ 1,390

EXPORT CRATE | FRT.EXPCRT NET \$ 130

EXTRA HIGH DENSITY | HI.DEN \$ 630

GRAB BARS (Pair) Additional finishes on page 15

Standard Grab Bars GRA.BAR-XXX Group 1 - PC or PB	\$ 420
Universal Grab Bars UGB-XXX Group 1 - PC or PB	\$ 450

HYDRO BLANKET BLA.HEA-X	
2 Zones \$ 1,160	4 Zones \$ 1,620
3 Zones \$ 1,450	

HYDRO COAT | HYC.COA \$ 290

HYDRO EXPRESS QUICK SHIP
69.104-HYD.EXP NET \$ 130

HYDRO FUSION

Hydro Fusion (Tub Only) 29.102	\$ 760
Hydro Fusion with Ozone (Tub Only) 29.103	\$ 1,030
Hydro Fusion (Thermal Air) 29.107	\$ 1,150

HYDRO INDULGE | HYD.IND \$ 2,520

HYDROZONE UV COMBO SYSTEM OZUV.XXX	
110 V OZUV.110	\$ 890
220 V OZUV.220	\$ 890

INLINE HEATER (Whirlpool & Combo systems only)	
12.50 Amps 1.5 KW - 110V 27.100	\$ 620
6.25 Amps 1.5 KW - 220V 27.101	\$ 670
6.00 Amps 0.75 KW 27.103	\$ 555

(no dedicated GFI required for 6.00 Amp)

JETS For additional finishes go to page 15

Add. Jumbo Jet (JET.JJ-XX) & Rotating Jets (JET.JR-XX) Group 1 - PC or PB	\$ 220
Add. Standard (JET.STD-XX) & Swirling Jets (JET.SWI-XX) Group 1 - PC or PB	\$ 210
Jumbo Jets (JUP.JJ-XX) & Rotating Jets Upgrade (JUP.JR-XX)	\$ 95
Micro Therapy Jet MTJ.XXX BIS, BLA, BON, SIL, WHI	\$ 170
Swirling Jet Upgrade JUP.SWI-XX	\$ 60

JET PLATING For jet plating options go to page 16

CUSTOM JET LOCATIONS | 69.116-CUS.JET No Charge

LIGHTING

LED Bath Light Chromotherapy System | LIG.LED \$ 30

LOW WATER PROTECTION (Includes 30 minute timer)	
110V LOW.WAT-110	\$ 325
220V LOW.WAT-220	\$ 350

NECK MASSEUSE JET PILLOW | PIL.NEC-XX \$ 650
Available in black, bone and white.

PADDED HEADREST PILLOW | 41.128 \$ 130
(Available in black only)

PUMPS

Custom Pump Locations 69.116-CUS.PMP	No Charge
Pump Upgrades PMP.UP	\$ 275
(110V to 220V ON 2.25 H.P. only)	

WASTE & OVERFLOW | WOV.XX For finishes go to page 17

INTEGRAL W/O (Std. Round) | IWO.XX \$ 325

LINEAR INTEGRAL W/O | LWO-XXX \$ 325

LCD TEMP. READOUT KEYPAD | LCD.UPG \$ 475
(must have a keypad controlled system to purchase)

REMOTE CONTROL SYSTEM \$ 580
(must have system to purchase)

DOMINGO

66"L x 36"W x 24"D - side-center drain

70"L x 36"W x 24"D - side-center drain

W/O Included

Foam fill sound insulator included

Includes lumbar support

Remote blower required for Thermal Air system



MODEL / PRICING

MDM6636ATO	Tub Only	\$ 6,625	MDM7036ATO	Tub Only	\$ 7,175
MDM6636ATA	Thermal Air	\$ 8,845	MDM7036ATA	Thermal Air	\$ 9,420

AVAILABLE OPTIONS

ACRYLIC BATHTUB COLORS

Standard Colors: Bone | White | Biscuit

Premium Colors: Black | Ice Grey | Sandbar \$ 1,160

Matte Finish: NET \$ 460

Dual Color Option: \$2,040

MODEL/COLOR1/COLOR2 (XXX.XXX.XXX)

SURFACES (OUTSIDE ONLY)

Faux Metallic:

Galvanized [GAL] | Weathered Nickel [WN] \$ 3,150

Metallic: Polished Nickel [PN] \$ 15,750

MODEL/METAL/COLOR (XXX.XXX.XXX)

EXPORT CRATE | FRT.EXPCRT NET \$ 130

GRAB BARS (Pair)

Standard Grab Bars | GRA.BAR-XXX

Group 1 - PC or PB \$ 420

Group 2 - AB, BB, SB, BC, PN, SN, BN \$ 545

Group 2 - GOL & Other finishes \$ 740

Universal Grab Bars | UGB-XXX

Group 1 - PC or PB \$ 450

Group 2 - AB, BB, SB, BC, PN, SN, BN \$ 580

Group 3 - GOL & Other finishes \$ 760

HYDRO BLANKET | BLA.HEA-X

2 Zones \$ 1,160 4 Zones \$ 1,620

3 Zones \$ 1,450

HYDRO COAT | HYC.COA \$ 290

HYDRO EXPRESS QUICK SHIP
69.104-HYD.EXP NET \$ 130

HYDROZONE INCLUDED ON Thermal Air

LIGHTING

LED Bath Light Chromatherapy System | LIG.LED \$ 630

INTEGRAL W/O (Std. Round) | INT.XXX Included
WHI, BIS, PC, PB, PN, BC, SB, SN, ORB, PE
GOLD FINISH UPGRADE \$ 460

LINEAR INTEGRAL W/O | LWO.XXX NO UPCHARGE
(must specify on PO)

ISLAND TUB DRAIN | ITD.XXX
ABS, PVC | ITD.ABS | ITD.PVC \$ 325
Cast Iron | ITD.CST \$ 395

LCD TEMP. READOUT KEYPAD | LCD.UPG \$ 475
(must have a keypad controlled system to purchase)

REMOTE CONTROL SYSTEM \$ 580
(must have system to purchase)

DONATELLO



66"L x 36"W x 24"D - side-center drain

70"L x 36"W x 24"D - side-center drain

W/O Included

Foam fill sound insulator included

Includes lumbar support

Remote blower required for Thermal Air system

MODEL / PRICING

MDO6636ATO Tub Only	\$ 9,945	MDO7036ATO Tub Only	\$ 10,165
MDO6636ATA Thermal Air	\$ 11,570	MDO7036ATA Thermal Air	\$ 11,685

AVAILABLE OPTIONS

ACRYLIC BATHTUB COLORS

Standard Colors: Bone | White | Biscuit

Premium Colors: Black | Ice Grey | Sandbar \$ 1,160

Matte Finish: NET \$ 460

Dual Color Option: \$2,040

MODEL/COLOR1/COLOR2 (XXX.XXX.XXX)

SURFACES (OUTSIDE ONLY)

Faux Metallic:

Galvanized [GAL] | Weathered Nickel [WNI] \$ 3,150

Metallic: Polished Nickel [PN] \$ 15,750

MODEL/METAL/COLOR (XXX.XXX.XXX)

EXPORT CRATE | FRT.EXPCRT NET \$ 130

GRAB BARS (Pair)

Standard Grab Bars | GRA.BAR-XXX

Group 1 - PC or PB \$ 420

Group 2 - AB, BB, SB, BC, PN, SN, BN \$ 545

Group 2 - GOL & Other finishes \$ 740

Universal Grab Bars | UGB-XXX

Group 1 - PC or PB \$ 450

Group 2 - AB, BB, SB, BC, PN, SN, BN \$ 580

Group 3 - GOL & Other finishes \$ 760

HYDRO BLANKET | BLA.HEA-X

2 Zones \$ 1,160 4 Zones \$ 1,620

3 Zones \$ 1,450

HYDRO COAT | HYC.COA \$ 290

HYDRO EXPRESS QUICK SHIP
69.104-HYD.EXP NET \$ 130

HYDROZONE INCLUDED ON Thermal Air

LIGHTING

LED Bath Light Chromotherapy System | LIG.LED \$ 630

INTEGRAL W/O (Std. Round) | INT.XXX Included
WHI, BIS, PC, PB, PN, BC, SB, SN, ORB, PE
GOLD FINISH UPGRADE \$ 460

LINEAR INTEGRAL W/O | LWO.XXX NO UPCHARGE
(must specify on PO)

ISLAND TUB DRAIN | ITD.XXX
ABS, PVC | ITD.ABS | ITD.PVC \$ 325
Cast Iron | ITD.CST \$ 395

LCD TEMP. READOUT KEYPAD | LCD.UPG \$ 475
(must have a keypad controlled system to purchase)

REMOTE CONTROL SYSTEM \$ 580
(must have system to purchase)

DUO

60"L x 48"W x 18"D
 66"L x 42"W x 19"D
 66"L x 48"W x 19"D
 72"L x 48"W x 19"D

All models include armrests & pillow



MODEL / PRICING

DUO6048ATO	Tub Only	\$ 2,280	DUO6648ATO	Tub Only	\$ 2,360
DUO6048AWP	Whirlpool (6)	\$ 4,690	DUO6648AWP	Whirlpool (8)	\$ 4,860
DUO6048ATA	Thermal Air	\$ 4,815	DUO6648ATA	Thermal Air	\$ 4,855
DUO6048ACO	Combo System	\$ 6,550	DUO6648ACO	Combo System	\$ 6,720
DUO6642ATO	Tub Only	\$ 2,335	DUO7248ATO	Tub Only	\$ 2,520
DUO6642AWP	Whirlpool (8)	\$ 4,805	DUO7248AWP	Whirlpool (8)	\$ 4,925
DUO6642ATA	Thermal Air	\$ 4,660	DUO7248ATA	Thermal Air	\$ 5,000
DUO6642ACO	Combo System	\$ 6,665	DUO7248ACO	Combo System	\$ 6,780

AVAILABLE OPTIONS

ACRYLIC BATHTUB COLORS

Standard Colors: Bone | White | Biscuit
Premium Colors: Black | Ice Grey | Sandbar \$ 410
Matte Finish: NET \$ 460

BACK MASSEUSE SYSTEMS Additional finishes on page 15

System I - Manual Control | BAC.MA1-XXX \$ 690
System II - Electronic Control (TA) | BAC.MA2-XXX \$ 2,200
System III - Electronic Control (WP or CO) \$ 1,390

EXPORT CRATE | FRT.EXPCRT NET \$ 130

EXTRA HIGH DENSITY | HI.DEN \$ 630

GRAB BARS (Pair) Additional finishes on page 15

Standard Grab Bars | GRA.BAR-XXX
 Group 1 - PC or PB \$ 420
Universal Grab Bars | UGB-XXX
 Group 1 - PC or PB \$ 450

HYDRO BLANKET | BLA.HEA-X
 2 Zones \$ 1,160 4 Zones \$ 1,620
 3 Zones \$ 1,450

HYDRO COAT | HYC.COA \$ 290

HYDRO EXPRESS QUICK SHIP
 69.104-HYD.EXP NET \$ 130

HYDRO FUSION

Hydro Fusion (Tub Only) | 29.102 \$ 760
Hydro Fusion with Ozone (Tub Only) | 29.103 \$ 1,030
Hydro Fusion (Thermal Air) | 29.107 \$ 1,150

HYDRO INDULGE | HYD.IND \$ 2,520

HYDROZONE UV COMBO SYSTEM | OZUV.XXX

110 V | OZUV.110 \$ 890
 220 V | OZUV.220 \$ 890

INLINE HEATER (Whirlpool & Combo systems only)

12.50 Amps 1.5 KW - 110V | 27.100 \$ 620
 6.25 Amps 1.5 KW - 220V | 27.101 \$ 670
 6.00 Amps 0.75 KW | 27.103 \$ 555

(no dedicated GFI required for 6.00 Amp)

JETS For additional finishes go to page 15

Add. Jumbo Jet (JET.JJ-XX) & Rotating Jets (JET.JR-XX)
 Group 1 - PC or PB \$ 220

Add. Standard (JET.STD-XX) & Swirling Jets (JET.SWI-XX)
 Group 1 - PC or PB \$ 210

Jumbo Jets (JUP.JJ-XX) & Rotating Jets Upgrade \$ 95
 (JUP.JR-XX)

Micro Therapy Jet | MTJ.XXX
 BIS, BLA, BON, SIL, WHI \$ 170
Swirling Jet Upgrade | JUP.SWI-XX \$ 60

JET PLATING For jet plating options go to page 16

CUSTOM JET LOCATIONS | 69.116-CUS.JET No Charge

LIGHTING

LED Bath Light Chromatherapy System | LIG.LED \$ 630

LOW WATER PROTECTION (Includes 30 minute timer)
 110V | LOW.WAT-110 \$ 325
 220V | LOW.WAT-220 \$ 350

MICRO MOUNT | 69.140MCREDG \$ 120

PUMPS

Custom Pump Locations | 69.116-CUS.PMP No Charge
Pump Upgrades | PMP.UP \$ 275
 (110V to 220V ON 2.25 H.P. only)

SKIRTS For skirt options go to pages 16-17

TILE FLANGES | FLA.MO-X \$ 190

WASTE & OVERFLOW | WOV.XX For finishes go to page 17

INTEGRAL W/O (Std. Round) | IWO.XX \$ 325

LINEAR INTEGRAL W/O | LWO-XXX \$ 325

LCD TEMP. READOUT KEYPAD | LCD.UPG \$ 475
 (must have a keypad controlled system to purchase)

REMOTE CONTROL SYSTEM \$ 580
 (must have system to purchase)

EILEEN

74"L x 38"W x 19"D

86"L x 50"W x 19"D - Armrests not available



MODEL / PRICING

EIL7438ATO	Tub Only	\$ 3,285	EIL8650ATO	Tub Only	\$ 4,000
EIL7438AWP	Whirlpool (8)	\$ 5,870	EIL8650AWP	Whirlpool (10)	\$ 6,665
EIL7438ATA	Thermal Air	\$ 5,880	EIL8650ATA	Thermal Air	\$ 6,680
EIL7438ACO	Combo System	\$ 7,710	EIL8650ACO	Combo System	\$ 8,485

AVAILABLE OPTIONS

ACRYLIC BATHTUB COLORS

Standard Colors: Bone | White | Biscuit

Premium Colors: Black | Ice Grey | Sandbar \$ 410

Matte Finish: NET \$ 460

BACK MASSEUSE SYSTEMS Additional finishes on page 15

System I - Manual Control | BAC.MA1-XXX \$ 690

System II - Electronic Control (TA) | BAC.MA2-XXX \$ 2,200

System III - Electronic Control (WP or CO) \$ 1,390

EXPORT CRATE | FRT.EXPCRT NET \$ 130

EXTRA HIGH DENSITY | HI.DEN \$ 630

GRAB BARS (Pair) Additional finishes on page 15

Standard Grab Bars | GRA.BAR-XXX
Group 1 - PC or PB \$ 420

Universal Grab Bars | UGB-XXX
Group 1 - PC or PB \$ 450

HYDRO BLANKET | BLA.HEA-X

2 Zones	\$ 1,160	4 Zones	\$ 1,620
3 Zones	\$ 1,450		

HYDRO COAT | HYC.COA \$ 290

HYDRO EXPRESS QUICK SHIP
69.104-HYD.EXP NET \$ 130

HYDRO FUSION

Hydro Fusion (Tub Only) 29.102	\$ 760
Hydro Fusion with Ozone (Tub Only) 29.103	\$ 1,030
Hydro Fusion (Thermal Air) 29.107	\$ 1,150

HYDRO INDULGE | HYD.IND \$ 2,520

HYDROZONE UV COMBO SYSTEM | OZUV.XXX

110 V OZUV.110	\$ 890
220 V OZUV.220	\$ 890

INLINE HEATER (Whirlpool & Combo systems only)

12.50 Amps 1.5 KW - 110V 27.100	\$ 620
6.25 Amps 1.5 KW - 220V 27.101	\$ 670
6.00 Amps 0.75 KW 27.103	\$ 555

(no dedicated GFI required for 6.00 Amp)

LCD TEMP. READOUT KEYPAD | LCD.UPG \$ 475
(must have a keypad controlled system to purchase)

JETS For additional finishes go to page 15

Add. Jumbo Jet (JET.JJ-XX) & Rotating Jets (JET.JR-XX)
Group 1 - PC or PB \$ 220

Add. Standard (JET.STD-XX) & Swirling Jets (JET.SWI-XX)
Group 1 - PC or PB \$ 210

Jumbo Jets (JUP.JJ-XX) & Rotating Jets Upgrade (JUP.JR-XX) \$95

Micro Therapy Jet | MTJ.XXX
BIS, BLA, BON, SIL, WHI \$ 170

Swirling Jet Upgrade | JUP.SWI-XX \$ 60

JET PLATING For jet plating options go to page 16

CUSTOM JET LOCATIONS | 69.116-CUS.JET No Charge

LIGHTING

LED Bath Light Chromotherapy System | LIG.LED \$ 630

LOW WATER PROTECTION (Includes 30 minute timer)

110V LOW.WAT-110	\$ 325
220V LOW.WAT-220	\$ 350

MICRO MOUNT | 69.140MCREDG \$ 120

MOLDED ARMRESTS (Per Pair) | ARM.MOL-X \$ 130
Some molded armrests add an interior detail line to the bathtub

NECK MASSEUSE JET PILLOW | PIL.NEC-XX \$ 650
Available in black, bone and white.

PADDED HEADREST PILLOW | 41.128 \$ 130
(Available in black only)

PUMPS

Custom Pump Locations | 69.116-CUS.PMP No Charge

Pump Upgrades | PMP.UP \$ 275
(110V to 220V ON 2.25 H.P. only)

SKIRTS For skirt options go to pages 16-17

TILE FLANGES | FLA.MO-X \$ 190

WASTE & OVERFLOW | WOV.XX For finishes go to page 17

INTEGRAL W/O (Std. Round) | IWO.XX \$ 325

LINEAR INTEGRAL W/O | LWO-XXX \$ 325

REMOTE CONTROL SYSTEM \$ 580
(must have system to purchase)

ELIZABETH

72"L x 40"W x 27"D - center drain
 W/O Included
 Foam fill sound insulator included
 Includes lumbar support
 Remote blower required for Thermal Air system



MODEL / PRICING

ELI7240ATO	Tub Only	\$ 4,635		ELI7240ATA	Thermal Air	\$ 6,550
------------	----------	----------	--	------------	-------------	----------

AVAILABLE OPTIONS

ACRYLIC BATHTUB COLORS

Standard Colors: Bone | White | Biscuit

Premium Colors: Black | Ice Grey | Sandbar \$ 1,160

Matte Finish: NET \$ 460

Dual Color Option: \$2,040

MODEL/COLOR1/COLOR2 (XXX.XXX.XXX)

SURFACES (OUTSIDE ONLY)

Faux Metallic:

Galvanized [GAL] | Weathered Nickel [WN] \$ 3,150

Metallic: Polished Nickel [PN] \$ 15,750

MODEL/METAL/COLOR (XXX.XXX.XXX)

EXPORT CRATE | FRT.EXPCRT NET \$ 130

EXTRA HIGH DENSITY | HI.DEN \$ 630

GRAB BARS (Pair)

Standard Grab Bars | GRA.BAR-XXX

Group 1 - PC or PB \$ 420

Group 2 - AB, BB, SB, BC, PN, SN, BN \$ 545

Group 2 - GOL & Other finishes \$ 740

Universal Grab Bars | UGB-XXX

Group 1 - PC or PB \$ 450

Group 2 - AB, BB, SB, BC, PN, SN, BN \$ 580

Group 3 - GOL & Other finishes \$ 760

HEATED BACKREST INCLUDED ON Thermal Air

HYDRO BLANKET | BLA.HEA-X

2 Zones \$ 1,160 4 Zones \$ 1,620

3 Zones \$ 1,450 5 Zones \$ 1,830

HYDRO COAT | HYC.COA \$ 290

HYDRO EXPRESS QUICK SHIP

69.104-HYD.EXP NET \$ 130

HYDROZONE INCLUDED ON Thermal Air

LIGHTING

LED Bath Light Chromotherapy System | LIG.LED \$ 630

MOLDED ARMRESTS (Per Pair) | ARM.MOL-X \$ 130

Some molded armrests add an interior detail line to the bathtub

PADDED HEADREST PILLOW | 41.128 \$ 130

(Available in black only)

INTEGRAL W/O (Std. Round) | INT.XXX Included

WHI, BIS, PC, PB, PN, BC, SB, SN, ORB, PE

GOLD FINISH UPGRADE \$ 460

LINEAR INTEGRAL W/O | LWO.XXX NO UPCHARGE

(must specify on PO)

ISLAND TUB DRAIN | ITD.XXX

ABS, PVC | ITD.ABS | ITD.PVC \$ 325

Cast Iron | ITD.CST \$ 395

LCD TEMP. READOUT KEYPAD | LCD.UPG \$ 475

(must have a keypad controlled system to purchase)

REMOTE CONTROL SYSTEM \$ 580

(must have system to purchase)

ELLE

66"L x 32"W x 19"D

72"L x 36"W x 19"D

Available as freestanding model, see Estee page 44



MODEL / PRICING

ELL6632ATO	Tub Only	\$ 3,230	ELL7236ATO	Tub Only	\$ 3,595
ELL6632AWP	Whirlpool (6)	\$ 5,080	ELL7236AWP	Whirlpool (6)	\$ 5,475
ELL6632ATA	Thermal Air	\$ 5,220	ELL7236ATA	Thermal Air	\$ 5,490
ELL6632ACO	Combo System	\$ 6,550	ELL7236ACO	Combo System	\$ 6,885

AVAILABLE OPTIONS

ACRYLIC BATHTUB COLORS

Standard Colors: Bone | White | Biscuit

Premium Colors: Black | Ice Grey | Sandbar \$ 410

Matte Finish: NET \$ 460

BACK MASSEUSE SYSTEMS Additional finishes on page 15

System I - Manual Control | BAC.MA1-XXX \$ 690

System II - Electronic Control (TA) | BAC.MA2-XXX \$ 2,200

System III - Electronic Control (WP or CO) \$ 1,390

EXPORT CRATE | FRT.EXPCRT NET \$ 130

EXTRA HIGH DENSITY | HI.DEN \$ 630

GRAB BARS (Pair) Additional finishes on page 15

Standard Grab Bars | GRA.BAR-XXX \$ 420

Universal Grab Bars | UGB-XXX \$ 450

Group 1 - PC or PB

HYDRO BLANKET | BLA.HEA-X

2 Zones \$ 1,160 4 Zones \$ 1,620

3 Zones \$ 1,450

HYDRO COAT | HYC.COA \$ 290

HYDRO EXPRESS QUICK SHIP NET \$ 130

69.104-HYD.EXP

HYDRO FUSION

Hydro Fusion (Tub Only) | 29.102 \$ 760

Hydro Fusion with Ozone (Tub Only) | 29.103 \$ 1,030

Hydro Fusion (Thermal Air) | 29.107 \$ 1,150

HYDRO INDULGE | HYD.IND \$ 2,520

HYDROZONE UV COMBO SYSTEM | OZUV.XXX

110 V | OZUV.110 \$ 890

220 V | OZUV.220 \$ 890

INLINE HEATER (Whirlpool & Combo systems only)

12.50 Amps 1.5 KW - 110V | 27.100 \$ 620

6.25 Amps 1.5 KW - 220V | 27.101 \$ 670

6.00 Amps 0.75 KW | 27.103 \$ 555

(no dedicated GFI required for 6.00 Amp)

LCD TEMP. READOUT KEYPAD | LCD.UPG \$ 475

(must have a keypad controlled system to purchase)

JETS For additional finishes go to page 15

Add. Jumbo Jet (JET.JJ-XX) & Rotating Jets (JET.JR-XX)

Group 1 - PC or PB \$ 220

Add. Standard (JET.STD-XX) & Swirling Jets (JET.SWI-XX)

Group 1 - PC or PB \$ 210

Jumbo Jets (JUP.JJ-XX) & Rotating Jets Upgrade \$95

(JUP.JR-XX)

Micro Therapy Jet | MTJ.XXX

BIS, BLA, BON, SIL, WHI \$ 170

Swirling Jet Upgrade | JUP.SWI-XX \$ 60

JET PLATING For jet plating options go to page 16

CUSTOM JET LOCATIONS | 69.116-CUS.JET No Charge

LIGHTING

LED Bath Light Chromotherapy System | LIG.LED \$ 630

LOW WATER PROTECTION (Includes 30 minute timer)

110V | LOW.WAT-110 \$ 325

220V | LOW.WAT-220 \$ 350

MICRO MOUNT | 69.140MCREDG \$ 120

MOLDED ARMRESTS (Per Pair) | ARM.MOL-X \$ 130

Some molded armrests add an interior detail line to the bathtub

NECK MASSEUSE JET PILLOW | PIL.NEC-XX \$ 650

Available in black, bone and white.

PADDED HEADREST PILLOW | 41.128 \$ 130

(Available in black only)

PUMPS

Custom Pump Locations | 69.116-CUS.PMP No Charge

Pump Upgrades | PMP.UP \$ 275

(110V to 220V ON 2.25 H.P. only)

SKIRTS For skirt options go to pages 16-17

TILE FLANGES | FLA.MO-X \$ 190

WASTE & OVERFLOW | WOV.XX For finishes go to page 17

INTEGRAL W/O (Std. Round) | IWO.XX \$ 325

LINEAR INTEGRAL W/O | LWO-XXX \$ 325

REMOTE CONTROL SYSTEM \$ 580

(must have system to purchase)

EMMA

66"L x 42"W x 22"D



MODEL / PRICING

EMM6642ATO	Tub Only	\$ 2,560	EMM6642ATA	Thermal Air	\$ 5,440
EMM6642AWP	Whirlpool (8)	\$ 5,480	EMM6642ACO	Combo System	\$ 7,260

AVAILABLE OPTIONS

ACRYLIC BATHTUB COLORS

Standard Colors: Bone | White | Biscuit

Premium Colors: Black | Ice Grey | Sandbar \$ 410

Matte Finish: NET \$ 460

BACK MASSEUSE SYSTEMS Additional finishes on page 15

System I - Manual Control | BAC.MA1-XXX \$ 690

System II - Electronic Control (TA) | BAC.MA2-XXX \$ 2,200

System III - Electronic Control (WP or CO) \$ 1,390

EXPORT CRATE | FRT.EXPCRT NET \$ 130

EXTRA HIGH DENSITY | HI.DEN \$ 630

GRAB BARS (Pair) Additional finishes on page 15

Standard Grab Bars | GRA.BAR-XXX
Group 1 - PC or PB \$ 420

Universal Grab Bars | UGB-XXX
Group 1 - PC or PB \$ 450

HYDRO BLANKET | BLA.HEA-X

2 Zones	\$ 1,160	4 Zones	\$ 1,620
3 Zones	\$ 1,450	5 Zones	\$ 1,830

HYDRO COAT | HYC.COA \$ 290

HYDRO EXPRESS QUICK SHIP
69.104-HYD.EXP NET \$ 130

HYDRO FUSION

Hydro Fusion (Tub Only) | 29.102 \$ 760

Hydro Fusion with Ozone (Tub Only) | 29.103 \$ 1,030

Hydro Fusion (Thermal Air) | 29.107 \$ 1,150

HYDRO INDULGE | HYD.IND \$ 2,520

HYDROZONE UV COMBO SYSTEM | OZUV.XXX

110 V | OZUV.110 \$ 890

220 V | OZUV.220 \$ 890

INLINE HEATER (Whirlpool & Combo systems only)

12.50 Amps 1.5 KW - 110V | 27.100 \$ 620

6.25 Amps 1.5 KW - 220V | 27.101 \$ 670

6.00 Amps 0.75 KW | 27.103 \$ 555

(no dedicated GFI required for 6.00 Amp)

JETS For additional finishes go to page 15

Add. Jumbo Jet (JET.JJ-XX) & Rotating Jets (JET.JR-XX)
Group 1 - PC or PB \$ 220

Add. Standard (JET.STD-XX) & Swirling Jets (JET.SWI-XX)
Group 1 - PC or PB \$ 210

Jumbo Jets (JUP.JJ-XX) & Rotating Jets Upgrade \$95
(JUP.JR-XX)

Micro Therapy Jet | MTJ.XXX
BIS, BLA, BON, SIL, WHI \$ 170

Swirling Jet Upgrade | JUP.SWI-XX \$ 60

JET PLATING For jet plating options go to page 16

CUSTOM JET LOCATIONS | 69.116-CUS.JET No Charge

LIGHTING

LED Bath Light Chromotherapy System | LIG.LED \$ 630

LOW WATER PROTECTION (Includes 30 minute timer)

110V | LOW.WAT-110 \$ 325

220V | LOW.WAT-220 \$ 350

MOLDED ARMRESTS (Per Pair) | ARM.MOL-X \$ 130

Some molded armrests add an interior detail line to the bathtub

NECK MASSEUSE JET PILLOW | PIL.NEC-XX \$ 650
Available in black, bone and white.

PADDED HEADREST PILLOW | 41.128 \$ 130
(Available in black only)

PUMPS

Custom Pump Locations | 69.116-CUS.PMP No Charge

Pump Upgrades | PMP.UP \$ 275
(110V to 220V ON 2.25 H.P. only)

SKIRTS For skirt options go to pages 16-17

WASTE & OVERFLOW | WOV.XX For finishes go to page 17

INTEGRAL W/O (Std. Round) | IWO.XX \$ 325

LINEAR INTEGRAL W/O | LWO-XXX \$ 325

LCD TEMP. READOUT KEYPAD | LCD.UPG \$ 475
(must have a keypad controlled system to purchase)

REMOTE CONTROL SYSTEM \$ 580
(must have system to purchase)

ENTRÉ - with flange

60"L x 32"W x 18"D Left Hand (shown)

66"L x 32"W x 18"D

Includes armrests

Specify RH or LH Drain

Gel coat model



MODEL / PRICING

ENT6032GTO	Tub Only	\$ 1,870	ENT6632GTO	Tub Only	\$ 1,905
ENT6032GWP	Whirlpool (6)	\$ 4,160	ENT6632GWP	Whirlpool (6)	\$ 4,230
ENT6032GTA	Thermal Air	\$ 4,250	ENT6632GTA	Thermal Air	\$ 4,290
ENT6032GCO	Combo System	\$ 6,020	ENT6632GCO	Combo System	\$ 6,100

AVAILABLE OPTIONS

GEL COAT BATHTUB COLORS

Standard Colors: Almond | Bone | White | Biscuit

Gel Coat colors match all manufacturers fixture colors.

Color matching is available at an additional charge of \$ 410

BACK MASSEUSE SYSTEMS Additional finishes on page 15

System I - Manual Control BAC.MA1-XXX	\$ 690
System II - Electronic Control (TA) BAC.MA2-XXX	\$ 2,200
System III - Electronic Control (WP or CO)	\$ 1,390

EXPORT CRATE | FRT.EXPCRT NET \$ 130

EXTRA HIGH DENSITY | HI.DEN \$ 630

GRAB BARS (Pair) Additional finishes on page 15

Standard Grab Bars GRA.BAR-XXX	\$ 420
Group 1 - PC or PB	
Universal Grab Bars UGB-XXX	\$ 450
Group 1 - PC or PB	

HYDRO BLANKET BLA.HEA-X	
2 Zones \$ 1,160	4 Zones \$ 1,620
3 Zones \$ 1,450	5 Zones \$ 1,830

HYDRO COAT | HYC.COA \$ 290

HYDRO EXPRESS QUICK SHIP
69.104-HYD.EXP NET \$ 130

HYDRO FUSION	
Hydro Fusion (Tub Only) 29.102	\$ 760
Hydro Fusion with Ozone (Tub Only) 29.103	\$ 1,030
Hydro Fusion (Thermal Air) 29.107	\$ 1,150

HYDRO INDULGE | HYD.IND \$ 2,520

HYDROZONE UV COMBO SYSTEM OZUV.XXX	
110 V OZUV.110	\$ 890
220 V OZUV.220	\$ 890

INLINE HEATER (Whirlpool & Combo systems only)	
12.50 Amps 1.5 KW - 110V 27.100	\$ 620
6.25 Amps 1.5 KW - 220V 27.101	\$ 670
6.00 Amps 0.75 KW 27.103	\$ 555
(no dedicated GFI required for 6.00 Amp)	

JETS For additional finishes go to page 15

Add. Jumbo Jet (JET.JJ-XX) & **Rotating Jets** (JET.JR-XX)
Group 1 - PC or PB \$ 220

Add. Standard (JET.STD-XX) & **Swirling Jets** (JET.SWI-XX)
Group 1 - PC or PB \$ 210

Jumbo Jets (JUP.JJ-XX) & **Rotating Jets Upgrade** (JUP.JR-XX) \$ 95

Micro Therapy Jet | MTJ.XXX
BIS, BLA, BON, SIL, WHI \$ 170
Swirling Jet Upgrade | JUP.SWI-XX \$ 60

JET PLATING For jet plating options go to page 16

CUSTOM JET LOCATIONS | 69.116-CUS.JET No Charge

LIGHTING

LED Bath Light Chromotherapy System | LIG.LED \$ 630

LOW WATER PROTECTION (Includes 30 minute timer)
110V | LOW.WAT-110 \$ 325
220V | LOW.WAT-220 \$ 350

MICRO MOUNT | 69.140MCREDG \$ 120

NECK MASSEUSE JET PILLOW | PIL.NEC-XX \$ 650
Available in black, bone and white.

PADDED HEADREST PILLOW | 41.128 \$ 130
(Available in black only)

PUMPS

Custom Pump Locations | 69.116-CUS.PMP No Charge
Pump Upgrades | PMP.UP \$ 275
(110V to 220V ON 2.25 H.P. only)

SKIRTS For skirt options go to pages 16-17

WASTE & OVERFLOW | WOV.XX For finishes go to page 17

INTEGRAL W/O (Std. Round) | IWO.XX \$ 325

LINEAR INTEGRAL W/O | LWO-XXX \$ 325

LCD TEMP. READOUT KEYPAD | LCD.UPG \$ 475
(must have a keypad controlled system to purchase)

REMOTE CONTROL SYSTEM \$ 580
(must have system to purchase)

ERICA

60"L x 60"W x 24"D
Includes armrests



MODEL / PRICING

ERI6060ATO	Tub Only	\$ 2,920	ERI6060ATA	Thermal Air	\$ 5,310
ERI6060AWP	Whirlpool (6)	\$ 4,935	ERI6060ACO	Combo System	\$ 7,045

AVAILABLE OPTIONS

ACRYLIC BATHTUB COLORS

Standard Colors: Bone | White | Biscuit

Premium Colors: Black | Ice Grey | Sandbar \$ 410
Matte Finish: NET \$ 460

BACK MASSEUSE SYSTEMS Additional finishes on page 15

System I - Manual Control | BAC.MA1-XXX \$ 690
System II - Electronic Control (TA) | BAC.MA2-XXX \$ 2,200
System III - Electronic Control (WP or CO) \$ 1,390

EXPORT CRATE | FRT.EXPCRT NET \$ 130

EXTRA HIGH DENSITY | HI.DEN \$ 630

GRAB BARS (Pair) Additional finishes on page 15

Standard Grab Bars | GRA.BAR-XXX
Group 1 - PC or PB \$ 420
Universal Grab Bars | UGB-XXX
Group 1 - PC or PB \$ 450

HYDRO BLANKET | BLA.HEA-X
2 Zones \$ 1,160 4 Zones \$ 1,620
3 Zones \$ 1,450

HYDRO COAT | HYC.COA \$ 290

HYDRO EXPRESS QUICK SHIP
69.104-HYD.EXP NET \$ 130

HYDRO FUSION
Hydro Fusion (Tub Only) | 29.102 \$ 760
Hydro Fusion with Ozone (Tub Only) | 29.103 \$ 1,030
Hydro Fusion (Thermal Air) | 29.107 \$ 1,150

HYDRO INDULGE | HYD.IND \$ 2,520

HYDROZONE UV COMBO SYSTEM | OZUV.XXX
110 V | OZUV.110 \$ 890
220 V | OZUV.220 \$ 890

INLINE HEATER (Whirlpool & Combo systems only)
12.50 Amps 1.5 KW - 110V | 27.100 \$ 620
6.25 Amps 1.5 KW - 220V | 27.101 \$ 670
6.00 Amps 0.75 KW | 27.103 \$ 555
(no dedicated GFI required for 6.00 Amp)

JETS For additional finishes go to page 15

Add. Jumbo Jet (JET.JJ-XX) & Rotating Jets (JET.JR-XX)
Group 1 - PC or PB \$ 220

Add. Standard (JET.STD-XX) & Swirling Jets (JET.SWI-XX)
Group 1 - PC or PB \$ 210

Jumbo Jets (JUP.JJ-XX) & Rotating Jets Upgrade (JUP.JR-XX) \$ 95

Micro Therapy Jet | MTJ.XXX
BIS, BLA, BON, SIL, WHI \$ 170

Swirling Jet Upgrade | JUP.SWI-XX \$ 60

JET PLATING For jet plating options go to page 16

CUSTOM JET LOCATIONS | 69.116-CUS.JET No Charge

LIGHTING

LED Bath Light Chromotherapy System | LIG.LED \$ 630

LOW WATER PROTECTION (Includes 30 minute timer)
110V | LOW.WAT-110 \$ 325
220V | LOW.WAT-220 \$ 350

MICRO MOUNT | 69.140MCREDDG \$ 120

NECK MASSEUSE JET PILLOW | PIL.NEC-XX \$ 650
Available in black, bone and white.

PADDED HEADREST PILLOW | 41.128 \$ 130
(Available in black only)

PUMPS

Custom Pump Locations | 69.116-CUS.PMP No Charge
Pump Upgrades | PMP.UP \$ 275
(110V to 220V ON 2.25 H.P. only)

SKIRTS For skirt options go to pages 16-17

TILE FLANGES | FLA.MO-X \$ 190

WASTE & OVERFLOW | WOV.XX For finishes go to page 17

INTEGRAL W/O (Std. Round) | IWO.XX \$ 325

LINEAR INTEGRAL W/O | LWO-XXX \$ 325

LCD TEMP. READOUT KEYPAD | LCD.UPG \$ 475
(must have a keypad controlled system to purchase)

REMOTE CONTROL SYSTEM \$ 580
(must have system to purchase)

*The addition of multiple options could impact the equipment fitting inside the perimeter of the tub.

ESTEE

66"L x 32"W x 24"D - center drain

72"L x 36"W x 24"D - center drain

W/O Included

Foam fill sound insulator included

Remote blower required for Thermal Air system

Available as drop-in model, see Elle page 40



MODEL / PRICING

EST6632ATO	Tub Only	\$ 4,520	EST7236ATO	Tub Only	\$ 4,635
EST6632ATA	Thermal Air	\$ 6,310	EST7236ATA	Thermal Air	\$ 6,550

AVAILABLE OPTIONS

ACRYLIC BATHTUB COLORS

Standard Colors: Bone | White | Biscuit

Premium Colors: Black | Ice Grey | Sandbar \$ 1,160

Matte Finish: NET \$ 460

Dual Color Option: \$2,040

MODEL/COLOR1/COLOR2 (XXX.XXX.XXX)

SURFACES (OUTSIDE ONLY)

Faux Metallic:

Galvanized [GAL] | Weathered Nickel [WN] \$ 3,150

Metallic: Polished Nickel [PN] \$ 15,750

MODEL/METAL/COLOR (XXX.XXX.XXX)

EXPORT CRATE | FRT.EXPCRT NET \$ 130

EXTRA HIGH DENSITY | HI.DEN \$ 630

GRAB BARS (Pair)

Standard Grab Bars | GRA.BAR-XXX

Group 1 - PC or PB \$ 420

Group 2 - AB, BB, SB, BC, PN, SN, BN \$ 545

Group 2 - GOL & Other finishes \$ 740

Universal Grab Bars | UGB-XXX

Group 1 - PC or PB \$ 450

Group 2 - AB, BB, SB, BC, PN, SN, BN \$ 580

Group 3 - GOL & Other finishes \$ 760

HEATED BACKREST INCLUDED ON Thermal Air

HYDRO BLANKET | BLA.HEA-X

2 Zones \$ 1,160 4 Zones \$ 1,620

3 Zones \$ 1,450 5 Zones \$ 1,830

HYDRO COAT | HYC.COA \$ 290

HYDRO EXPRESS QUICK SHIP

69.104-HYD.EXP NET \$ 130

HYDROZONE INCLUDED ON Thermal Air

LIGHTING

LED Bath Light Chromotherapy System | LIG.LED \$ 630

MOLDED ARMRESTS (Per Pair) | ARM.MOL-X \$ 130

Some molded armrests add an interior detail line to the bathtub

PADDED HEADREST PILLOW | 41.128 \$ 130

(Available in black only)

INTEGRAL W/O (Std. Round) | INT.XXX Included

WHI, BIS, PC, PB, PN, BC, SB, SN, ORB, PE

GOLD FINISH UPGRADE \$ 460

LINEAR INTEGRAL W/O | LWO.XXX NO UPCHARGE

(must specify on PO)

ISLAND TUB DRAIN | ITD.XXX

ABS, PVC | ITD.ABS | ITD.PVC \$ 325

Cast Iron | ITD.CST \$ 395

LCD TEMP. READOUT KEYPAD | LCD.UPG \$ 475

(must have a keypad controlled system to purchase)

REMOTE CONTROL SYSTEM \$ 580

(must have system to purchase)

EVANSPORT

60" L x 42" W x 21" D

72" L x 42" W x 21" D

Includes armrests



MODEL / PRICING

EVA6042ATO	Tub Only	\$ 2,260	EVA7242ATO	Tub Only	\$ 2,490
EVA6042AWP	Whirlpool (8)	\$ 4,320	EVA7242AWP	Whirlpool (8)	\$ 4,465
EVA6042ATA	Thermal Air	\$ 4,905	EVA7242ATA	Thermal Air	\$ 4,940
EVA6042ACO	Combo System	\$ 6,695	EVA7242ACO	Combo System	\$ 6,855

AVAILABLE OPTIONS

ACRYLIC BATHTUB COLORS

Standard Colors: Bone | White | Biscuit

Premium Colors: Black | Ice Grey | Sandbar \$ 410
Matte Finish: NET \$ 460

BACK MASSEUSE SYSTEMS Additional finishes on page 15

System I - Manual Control | BAC.MA1-XXX \$ 690
System II - Electronic Control (TA) | BAC.MA2-XXX \$ 2,200
System III - Electronic Control (WP or CO) \$ 1,390

EXPORT CRATE | FRT.EXPCRT NET \$ 130

EXTRA HIGH DENSITY | HI.DEN \$ 630

GRAB BARS (Pair) Additional finishes on page 15

Standard Grab Bars | GRA.BAR-XXX
 Group 1 - PC or PB \$ 420
Universal Grab Bars | UGB-XXX
 Group 1 - PC or PB \$ 450

HYDRO BLANKET | BLA.HEA-X
 2 Zones \$ 1,160 4 Zones \$ 1,620
 3 Zones \$ 1,450

HYDRO COAT | HYC.COA \$ 290

HYDRO EXPRESS QUICK SHIP
 69.104-HYD.EXP NET \$ 130

HYDRO FUSION
Hydro Fusion (Tub Only) | 29.102 \$ 760
Hydro Fusion with Ozone (Tub Only) | 29.103 \$ 1,030
Hydro Fusion (Thermal Air) | 29.107 \$ 1,150

HYDRO INDULGE | HYD.IND \$ 2,520

HYDROZONE UV COMBO SYSTEM | OZUV.XXX
 110 V | OZUV.110 \$ 890
 220 V | OZUV.220 \$ 890

INLINE HEATER (Whirlpool & Combo systems only)
 12.50 Amps 1.5 KW - 110V | 27.100 \$ 620
 6.25 Amps 1.5 KW - 220V | 27.101 \$ 670
 6.00 Amps 0.75 KW | 27.103 \$ 555

(no dedicated GFI required for 6.00 Amp)

JETS For additional finishes go to page 15

Add. Jumbo Jet (JET.JJ-XX) & Rotating Jets (JET.JR-XX)
 Group 1 - PC or PB \$ 220

Add. Standard (JET.STD-XX) & Swirling Jets (JET.SWI-XX)
 Group 1 - PC or PB \$ 210

Jumbo Jets (JUP.JJ-XX) & Rotating Jets Upgrade (JUP.JR-XX) \$95

Micro Therapy Jet | MTJ.XXX
 BIS, BLA, BON, SIL, WHI \$ 170

Swirling Jet Upgrade | JUP.SWI-XX \$ 60

JET PLATING For jet plating options go to page 16

CUSTOM JET LOCATIONS | 69.116-CUS.JET No Charge

LIGHTING

LED Bath Light Chromotherapy System | LIG.LED \$ 630

LOW WATER PROTECTION (Includes 30 minute timer)
 110V | LOW.WAT-110 \$ 325
 220V | LOW.WAT-220 \$ 350

MICRO MOUNT | 69.140MCREDDG \$ 120

NECK MASSEUSE JET PILLOW | PIL.NEC-XX \$ 650
 Available in black, bone and white.

PADDED HEADREST PILLOW | 41.128 \$ 130
 (Available in black only)

PUMPS

Custom Pump Locations | 69.116-CUS.PMP No Charge
Pump Upgrades | PMP.UP \$ 275
 (110V to 220V ON 2.25 H.P. only)

SKIRTS For skirt options go to pages 16-17

TILE FLANGES | FLA.MO-X \$ 190

WASTE & OVERFLOW | WOV.XX For finishes go to page 17

INTEGRAL W/O (Std. Round) | IWO.XX \$ 325

LINEAR INTEGRAL W/O | LWO-XXX \$ 325

LCD TEMP. READOUT KEYPAD | LCD.UPG \$ 475
 (must have a keypad controlled system to purchase)

REMOTE CONTROL SYSTEM \$ 580
 (must have system to purchase)

FANTASY

60" L x 42" W x 21" D - w/ pillow
 72" L x 42" W x 21" D - w/ pillows

*Pillows are color matched to tub.

For more options please call Hydro Systems*



MODEL / PRICING

FAN6042ATO	Tub Only	\$ 3,115	FAN7242ATO	Tub Only	\$ 3,200
FAN6042AWP	Whirlpool (6)	\$ 5,175	FAN7242AWP	Whirlpool (8)	\$ 5,495
FAN6042ATA	Thermal Air	\$ 5,680	FAN7242ATA	Thermal Air	\$ 5,775
FAN6042ACO	Combo System	\$ 7,260	FAN7242ACO	Combo System	\$ 7,415

AVAILABLE OPTIONS

ACRYLIC BATHTUB COLORS

Standard Colors: Bone | White | Biscuit
Premium Colors: Black | Ice Grey | Sandbar \$ 410
Matte Finish: NET \$ 460

BACK MASSEUSE SYSTEMS

Additional finishes on page 15

System I - Manual Control | BAC.MA1-XXX \$ 690
System II - Electronic Control (TA) | BAC.MA2-XXX \$ 2,200
System III - Electronic Control (WP or CO) \$ 1,390

EXPORT CRATE | FRT.EXPCRT NET \$ 130

EXTRA HIGH DENSITY | HI.DEN \$ 630

GRAB BARS (Pair)

Additional finishes on page 15

Standard Grab Bars | GRA.BAR-XXX \$ 420
 Group 1 - PC or PB
Universal Grab Bars | UGB-XXX \$ 450
 Group 1 - PC or PB

HYDRO BLANKET | BLA.HEA-X
 2 Zones \$ 1,160 4 Zones \$ 1,620
 3 Zones \$ 1,450

HYDRO COAT | HYC.COA \$ 290

HYDRO EXPRESS QUICK SHIP
 69.104-HYD.EXP NET \$ 130

HYDRO FUSION

Hydro Fusion (Tub Only) | 29.102 \$ 760
Hydro Fusion with Ozone (Tub Only) | 29.103 \$ 1,030
Hydro Fusion (Thermal Air) | 29.107 \$ 1,150

HYDRO INDULGE | HYD.IND \$ 2,520

HYDROZONE UV COMBO SYSTEM | OZUV-XXX
 110 V | OZUV.110 \$ 890
 220 V | OZUV.220 \$ 890

INLINE HEATER (Whirlpool & Combo systems only)
 12.50 Amps 1.5 KW - 110V | 27.100 \$ 620
 6.25 Amps 1.5 KW - 220V | 27.101 \$ 670
 6.00 Amps 0.75 KW | 27.103 \$ 555
 (no dedicated GFI required for 6.00 Amp)

JETS

For additional finishes go to page 15

Add. Jumbo Jet (JET.JJ-XX) & Rotating Jets (JET.JR-XX)
 Group 1 - PC or PB \$ 220
Add. Standard (JET.STD-XX) & Swirling Jets (JET.SWI-XX)
 Group 1 - PC or PB \$ 210
Jumbo Jets (JUP.JJ-XX) & Rotating Jets Upgrade \$ 95
 (JUP.JR-XX)
Micro Therapy Jet | MTJ-XXX
 BIS, BLA, BON, SIL, WHI \$ 170
Swirling Jet Upgrade | JUP.SWI-XX \$ 60

JET PLATING

For jet plating options go to page 16

CUSTOM JET LOCATIONS | 69.116-CUS.JET No Charge

LIGHTING

LED Bath Light Chromotherapy System | LIG.LED \$ 630

LOW WATER PROTECTION (Includes 30 minute timer)
 110V | LOW.WAT-110 \$ 325
 220V | LOW.WAT-220 \$ 350

MICRO MOUNT | 69.140MCREDG \$ 120

PUMPS

Custom Pump Locations | 69.116-CUS.PMP No Charge
Pump Upgrades | PMP.UP \$ 275
 (110V to 220V ON 2.25 H.P. only)

SKIRTS

For skirt options go to pages 16-17

TILE FLANGES | FLA.MO-X \$ 190

WASTE & OVERFLOW | WOV-XX For finishes go to page 17

INTEGRAL W/O (Std. Round) | IWO-XX \$ 325

LINEAR INTEGRAL W/O | LWO-XXX \$ 325

LCD TEMP. READOUT KEYPAD | LCD.UPG \$ 475
 (must have a keypad controlled system to purchase)

REMOTE CONTROL SYSTEM \$ 580
 (must have system to purchase)

FUJI

40"L x 40"W x 32"D - Gel coat model
 60"L x 40"W x 26"D - Specify overflow location
 60"L x 40"W x 32"D - Specify overflow location - Gel coat model
 (Pump mounting not available on all Fuji models)



FUJ4040

MODEL / PRICING

FUJ4040GTO	Tub Only	\$ 2,745	FUJ6040ATO	Tub Only	\$ 3,135	FUJ6040GTO	Tub Only	\$ 3,020
FUJ4040GWP	Whirlpool (6)	\$ 5,490	FUJ6040AWP	Whirlpool (8)	\$ 6,160	FUJ6040GWP	Whirlpool (8)	\$ 6,070
FUJ4040GTA	Thermal Air	\$ 5,260	FUJ6040ATA	Thermal Air	\$ 5,700	FUJ6040GTA	Thermal Air	\$ 5,570
FUJ4040GCO	Combo System	\$ 7,330	FUJ6040ACO	Combo System	\$ 7,985	FUJ6040GCO	Combo System	\$ 7,900

AVAILABLE OPTIONS

ACRYLIC BATHTUB COLORS

Standard Colors: Bone | White | Biscuit
Premium Colors: Black | Ice Grey | Sandbar \$ 410
Matte Finish: NET \$ 460

GEL COAT BATHTUB COLORS

Standard Colors: Almond | Bone | White | Biscuit
 Gel Coat colors match all manufacturers fixture colors.
 Color matching is available at an additional charge of \$ 410

BACK MASSEUSE SYSTEMS Additional finishes on page 15

System I - Manual Control | BAC.MA1-XXX \$ 690
System II - Electronic Control (TA) | BAC.MA2-XXX \$ 2,200
System III - Electronic Control (WP or CO) \$ 1,390

EXPORT CRATE | FRT.EXPCRT NET \$ 130

EXTRA HIGH DENSITY | HI.DEN \$ 630

GRAB BARS (Pair) Additional finishes on page 15

Standard Grab Bars | GRA.BAR-XXX \$ 420
 Group 1 - PC or PB
Universal Grab Bars | UGB-XXX \$ 450
 Group 1 - PC or PB

HYDRO BLANKET | BLA.HEA-X
 2 Zones \$ 1,160 4 Zones \$ 1,620
 3 Zones \$ 1,450

HYDRO COAT | HYC.COA \$ 290

HYDRO EXPRESS QUICK SHIP 69.104-HYD.EXP NET \$ 130

HYDRO FUSION

Hydro Fusion (Tub Only) | 29.102 \$ 760
Hydro Fusion with Ozone (Tub Only) | 29.103 \$ 1,030
Hydro Fusion (Thermal Air) | 29.107 \$ 1,150

HYDRO INDULGE | HYD.IND \$ 2,520

HYDROZONE UV COMBO SYSTEM | OZUV.XXX

110 V | OZUV.110 \$ 890
 220 V | OZUV.220 \$ 890

INLINE HEATER (Whirlpool & Combo systems only)

12.50 Amps 1.5 KW - 110V | 27.100 \$ 620
 6.25 Amps 1.5 KW - 220V | 27.101 \$ 670
 6.00 Amps 0.75 KW | 27.103 \$ 555

(no dedicated GFI required for 6.00 Amp)

JETS For additional finishes go to page 15

Add. Jumbo Jet (JET.JJ-XX) & Rotating Jets (JET.JR-XX)
 Group 1 - PC or PB \$ 220

Add. Standard (JET.STD-XX) & Swirling Jets (JET.SWI-XX)
 Group 1 - PC or PB \$ 210

Jumbo Jets (JUP.JJ-XX) & Rotating Jets Upgrade (JUP.JR-XX) \$95

Micro Therapy Jet | MTJ.XXX
 BIS, BLA, BON, SIL, WHI \$ 170

Swirling Jet Upgrade | JUP.SWI-XX \$ 60

JET PLATING For jet plating options go to page 16

CUSTOM JET LOCATIONS | 69.116-CUS.JET No Charge

LIGHTING

LED Bath Light Chromotherapy System | LIG.LED \$ 630

LOW WATER PROTECTION (Includes 30 minute timer)

110V | LOW.WAT-110 \$ 325
 220V | LOW.WAT-220 \$ 350

MICRO MOUNT | 69.140MCREDG \$ 120

MOLDED ARMRESTS (Per Pair) | ARM.MOL-X \$ 130
 Some molded armrests add an interior detail line to the bathtub

NECK MASSEUSE JET PILLOW | PIL.NEC-XX \$ 650
 Available in black, bone and white.

PADDED HEADREST PILLOW | 41.128 \$ 130
 (Available in black only)

PUMPS

Custom Pump Locations | 69.116-CUS.PMP No Charge
Pump Upgrades | PMP.UP \$ 275
 (110V to 220V ON 2.25 H.P. only)

TILE FLANGES | FLA.MO-X \$ 190

WASTE & OVERFLOW | WOV.XX For finishes go to page 17

INTEGRAL W/O (Std. Round) | IWO.XX \$ 325

LINEAR INTEGRAL W/O | LWO-XXX \$ 325

LCD TEMP. READOUT KEYPAD | LCD.UPG \$ 475
 (must have a keypad controlled system to purchase)

REMOTE CONTROL SYSTEM \$ 580
 (must have system to purchase)

GALAXIE

- 60" L x 38" W x 19" D
- 66" L x 38" W x 19" D
- 66" L x 42" W x 19" D
- 66" L x 44" W x 19" D
- 74" L x 44" W x 19" D

Available as freestanding model, see Casey page 24



MODEL / PRICING

GAL6038ATO Tub Only	\$ 2,975	GAL6642ATO Tub Only	\$ 3,055	GAL7444ATO Tub Only	\$ 3,220
GAL6038AWP Whirlpool (6)	\$ 5,070	GAL6642AWP Whirlpool (8)	\$ 5,350	GAL7444AWP Whirlpool (8)	\$ 5,535
GAL6038ATA Thermal Air	\$ 5,035	GAL6642ATA Thermal Air	\$ 5,305	GAL7444ATA Thermal Air	\$ 5,315
GAL6038ACO Combo System	\$ 6,755	GAL6642ACO Combo System	\$ 7,100	GAL7444ACO Combo System	\$ 7,325
GAL6638ATO Tub Only	\$ 3,055	GAL6644ATO Tub Only	\$ 3,065		
GAL6638AWP Whirlpool (8)	\$ 5,165	GAL6644AWP Whirlpool (8)	\$ 5,360		
GAL6638ATA Thermal Air	\$ 5,070	GAL6644ATA Thermal Air	\$ 5,320		
GAL6638ACO Combo System	\$ 6,790	GAL6644ACO Combo System	\$ 7,000		

AVAILABLE OPTIONS

ACRYLIC BATHTUB COLORS

Standard Colors: Bone | White | Biscuit

Premium Colors: Black | Ice Grey | Sandbar \$ 410

Matte Finish: NET \$ 460

BACK MASSEUSE SYSTEMS Additional finishes on page 15

System I - Manual Control | BAC.MA1-XXX \$ 690

System II - Electronic Control (TA) | BAC.MA2-XXX \$ 2,200

System III - Electronic Control (WP or CO) \$ 1,390

EXPORT CRATE | FRT.EXPCRT NET \$ 130

EXTRA HIGH DENSITY | HI.DEN \$ 630

GRAB BARS (Pair) Additional finishes on page 15

Standard Grab Bars | GRA.BAR-XXX \$ 420

Group 1 - PC or PB

Universal Grab Bars | UGB-XXX \$ 450

Group 1 - PC or PB

HYDRO BLANKET | BLA.HEA-X

2 Zones \$ 1,160 4 Zones \$ 1,620

3 Zones \$ 1,450

HYDRO COAT | HYC.COA \$ 290

HYDRO EXPRESS QUICK SHIP
69.104-HYD.EXP NET \$ 130

HYDRO FUSION

Hydro Fusion (Tub Only) | 29.102 \$ 760

Hydro Fusion with Ozone (Tub Only) | 29.103 \$ 1,030

Hydro Fusion (Thermal Air) | 29.107 \$ 1,150

HYDRO INDULGE | HYD.IND \$ 2,520

HYDROZONE UV COMBO SYSTEM | OZUV.XXX

110 V | OZUV.110 \$ 890

220 V | OZUV.220 \$ 890

INLINE HEATER (Whirlpool & Combo systems only)

12.50 Amps 1.5 KW - 110V | 27.100 \$ 620

6.25 Amps 1.5 KW - 220V | 27.101 \$ 670

6.00 Amps 0.75 KW | 27.103 \$ 555

(no dedicated GFI required for 6.00 Amp)

JETS For additional finishes go to page 15

Add. Jumbo Jet (JET.JJ-XX) & **Rotating Jets** (JET.JR-XX)

Group 1 - PC or PB \$ 220

Add. Standard (JET.STD-XX) & **Swirling Jets** (JET.SWI-XX)

Group 1 - PC or PB \$ 210

Jumbo Jets (JUP.JJ-XX) & **Rotating Jets Upgrade** \$ 95

(JUP.JR-XX)

Micro Therapy Jet | MTJ.XXX

BIS, BLA, BON, SIL, WHI \$ 170

Swirling Jet Upgrade | JUP.SWI-XX \$ 60

JET PLATING For jet plating options go to page 16

CUSTOM JET LOCATIONS | 69.116-CUS.JET No Charge

LIGHTING

LED Bath Light Chromotherapy System | LIG.LED \$ 630

LOW WATER PROTECTION (Includes 30 minute timer)

110V | LOW.WAT-110 \$ 325

220V | LOW.WAT-220 \$ 350

MICRO MOUNT | 69.140MCREDG \$ 120

MOLDED ARMRESTS (Per Pair) | ARM.MOL-X \$ 130

Some molded armrests add an interior detail line to the bathtub

NECK MASSEUSE JET PILLOW | PIL.NEC-XX \$ 650

Available in black, bone and white.

PUMPS

Custom Pump Locations | 69.116-CUS.PMP No Charge

Pump Upgrades | PMP.UP \$ 275

(110V to 220V ON 2.25 H.P. only)

WASTE & OVERFLOW | WOV.XX For finishes go to page 17

INTEGRAL W/O (Std. Round) | IWO.XX \$ 325

LINEAR INTEGRAL W/O | LWO-XXX \$ 325

LCD TEMP. READOUT KEYPAD | LCD.UPG \$ 475

(must have a keypad controlled system to purchase)

REMOTE CONTROL SYSTEM \$ 580

(must have system to purchase)

ISABELLA

60"L x 36"W x 19"D

66"L x 36"W x 19"D - No drip ledge

72"L x 36"W x 19"D

Includes armrests & soap dishes



MODEL / PRICING

ISA6036ATO	Tub Only	\$ 2,200	ISA6636ATO	Tub Only	\$ 2,300	ISA7236ATO	Tub Only	\$ 2,490
ISA6036AWP	Whirlpool (6)	\$ 4,395	ISA6636AWP	Whirlpool (6)	\$ 4,460	ISA7236AWP	Whirlpool (6)	\$ 4,520
ISA6036ATA	Thermal Air	\$ 4,650	ISA6636ATA	Thermal Air	\$ 4,745	ISA7236ATA	Thermal Air	\$ 4,820
ISA6036ACO	Combo System	\$ 6,260	ISA6636ACO	Combo System	\$ 6,340	ISA7236ACO	Combo System	\$ 6,380

AVAILABLE OPTIONS

ACRYLIC BATHTUB COLORS

Standard Colors: Bone | White | Biscuit

Premium Colors: Black | Ice Grey | Sandbar \$ 410

Matte Finish: NET \$ 460

BACK MASSEUSE SYSTEMS Additional finishes on page 15

System I - Manual Control | BAC.MA1-XXX \$ 690

System II - Electronic Control (TA) | BAC.MA2-XXX \$ 2,200

System III - Electronic Control (WP or CO) \$ 1,390

EXPORT CRATE | FRT.EXPCRT NET \$ 130

EXTRA HIGH DENSITY | HI.DEN \$ 630

GRAB BARS (Pair) Additional finishes on page 15

Standard Grab Bars | GRA.BAR-XXX
Group 1 - PC or PB \$ 420

Universal Grab Bars | UGB-XXX
Group 1 - PC or PB \$ 450

HYDRO BLANKET | BLA.HEA-X
2 Zones \$ 1,160 4 Zones \$ 1,620
3 Zones \$ 1,450 5 Zones \$ 1,830

HYDRO COAT | HYC.COA \$ 290

HYDRO EXPRESS QUICK SHIP
69.104-HYD.EXP NET \$ 130

HYDRO FUSION
Hydro Fusion (Tub Only) | 29.102 \$ 760
Hydro Fusion with Ozone (Tub Only) | 29.103 \$ 1,030
Hydro Fusion (Thermal Air) | 29.107 \$ 1,150

HYDRO INDULGE | HYD.IND \$ 2,520

HYDROZONE UV COMBO SYSTEM | OZUV.XXX
110 V | OZUV.110 \$ 890
220 V | OZUV.220 \$ 890

INLINE HEATER (Whirlpool & Combo systems only)
12.50 Amps 1.5 KW - 110V | 27.100 \$ 620
6.25 Amps 1.5 KW - 220V | 27.101 \$ 675
6.00 Amps 0.75 KW | 27.103 \$ 555

(no dedicated GFI required for 6.00 Amp)

LCD TEMP. READOUT KEYPAD | LCD.UPG \$ 475
(must have a keypad controlled system to purchase)

JETS For additional finishes go to page 15

Add. Jumbo Jet (JET.JJ-XX) & **Rotating Jets** (JET.JR-XX)
Group 1 - PC or PB \$ 220

Add. Standard (JET.STD-XX) & **Swirling Jets** (JET.SWI-XX)
Group 1 - PC or PB \$ 210

Jumbo Jets (JUP.JJ-XX) & **Rotating Jets Upgrade** (JUP.JR-XX) \$ 95

Micro Therapy Jet | MTJ.XXX
BIS, BLA, BON, SIL, WHI \$ 170
Swirling Jet Upgrade | JUP.SWI-XX \$ 60

JET PLATING For jet plating options go to page 16

CUSTOM JET LOCATIONS | 69.116-CUS.JET No Charge

LIGHTING
LED Bath Light Chromotherapy System | LIG.LED \$ 630

LOW WATER PROTECTION (Includes 30 minute timer)
110V | LOW.WAT-110 \$ 325
220V | LOW.WAT-220 \$ 350

MICRO MOUNT | 69.140MCREDG \$ 120

NECK MASSEUSE JET PILLOW | PIL.NEC-XX \$ 650
Available in black, bone and white.

PADDED HEADREST PILLOW | 41.128 \$ 130
(Available in black only)

PUMPS
Custom Pump Locations | 69.116-CUS.PMP No Charge
Pump Upgrades | PMP.UP \$ 275
(110V to 220V ON 2.25 H.P. only)

SKIRTS For skirt options go to pages 16-17

TILE FLANGES | FLA.MO-X \$ 190

WASTE & OVERFLOW | WOV.XX For finishes go to page 17

INTEGRAL W/O (Std. Round) | IWO.XX \$ 325

LINEAR INTEGRAL W/O | LWO-XXX \$ 325

REMOTE CONTROL SYSTEM \$ 580
(must have system to purchase)

*The addition of multiple options could impact the equipment fitting inside the perimeter of the tub.

JACQUELINE

66"L x 40"W x 24"D - end drain

W/O Included

Available as drop-in model, see Kimberly page 56



MODEL / PRICING

JAC6640ATO	Tub Only	\$ 4,515	JAC6640ATA	Thermal Air	\$ 7,140
JAC6640AWP	Whirlpool (6)	\$ 6,925	JAC6640ACO	Combo System	\$ 9,080

AVAILABLE OPTIONS

ACRYLIC BATHTUB COLORS

Standard Colors: Bone | White | Biscuit

Premium Colors: Black | Ice Grey | Sandbar \$ 410

Matte Finish: NET \$ 460

Dual Color Option: \$ 2,040

MODEL/COLOR1/COLOR2 (XXX.XXX.XXX)

BACK MASSEUSE SYSTEMS Additional finishes on page 15

System I - Manual Control | BAC.MA1-XXX \$ 690

System II - Electronic Control (TA) | BAC.MA2-XXX \$ 2,200

System III - Electronic Control (WP or CO) \$ 1,390

EXPORT CRATE | FRT.EXPCRT NET \$ 130

EXTRA HIGH DENSITY | HI.DEN \$ 630

GRAB BARS (Pair) Additional finishes on page 15

Standard Grab Bars | GRA.BAR-XXX

Group 1 - PC or PB \$ 420

Universal Grab Bars | UGB-XXX

Group 1 - PC or PB \$ 450

HEATED BACKREST INCLUDED ON TA, WP, CO

HYDRO BLANKET | BLA.HEA-X

2 Zones \$ 1,160 4 Zones \$ 1,620

3 Zones \$ 1,450 5 Zones \$ 1,830

HYDRO COAT | HYC.COA \$ 290

HYDRO EXPRESS QUICK SHIP 69.104-HYD.EXP NET \$ 130

HYDRO FUSION

Hydro Fusion (Tub Only) | 29.102 \$ 760

Hydro Fusion with Ozone (Tub Only) | 29.103 \$ 1,030

Hydro Fusion (Thermal Air) | 29.107 \$ 1,150

HYDRO INDULGE | HYD.IND \$ 2,520

HYDROZONE INCLUDED ON TA, WP, CO

HYDROZONE UV COMBO SYSTEM | OZUV.XXX

110 V | OZUV.110 \$ 890

220 V | OZUV.220 \$ 890

INLINE HEATER (Whirlpool & Combo systems only)

12.50 Amps 1.5 KW - 110V | 27.100 \$ 620

6.25 Amps 1.5 KW - 220V | 27.101 \$ 670

6.00 Amps 0.75 KW | 27.103 \$ 555

(no dedicated GFI required for 6.00 Amp)

JETS For additional finishes go to page 15

Add. Jumbo Jet (JET.JJ-XX) & Rotating Jets (JET.JR-XX)
Group 1 - PC or PB \$ 220

Add. Standard (JET.STD-XX) & Swirling Jets (JET.SWI-XX)
Group 1 - PC or PB \$ 210

Jumbo Jets (JUP.JJ-XX) & Rotating Jets Upgrade (JUP.JR-XX) \$95

Micro Therapy Jet | MTJ.XXX

BIS, BLA, BON, SIL, WHI \$ 170

Swirling Jet Upgrade | JUP.SWI-XX \$ 60

JET PLATING For jet plating options go to page 16

CUSTOM JET LOCATIONS | 69.116-CUS.JET No Charge

LIGHTING

LED Bath Light Chromotherapy System | LIG.LED \$ 630

LOW WATER PROTECTION (Includes 30 minute timer)

110V | LOW.WAT-110 \$ 325

220V | LOW.WAT-220 \$ 350

NECK MASSEUSE JET PILLOW | PIL.NEC-XX \$ 650

Available in black, bone and white.

PADDED HEADREST PILLOW | 41.128 \$ 130

(Available in black only)

PUMP UPGRADES | PMP.UP \$ 275

(110V to 220V ON 2.25 H.P. only)

INTEGRAL W/O (Std. Round) | IWO.XX INCLUDED

WHI, BIS, PC, PB, PN, BC, BB, BN, SC, SB, SN, ORB, PE

GOLD FINISH UPGRADE \$ 580

LINEAR INTEGRAL W/O | LWO.XXX NO UPCHARGE

(must specify on PO)

ISLAND TUB DRAIN | ITD.XXX

ABS, PVC | ITD.ABS | ITD.PVC \$ 325

Cast Iron | ITD.CST \$ 395

LCD TEMP. READOUT KEYPAD | LCD.UPG \$ 475

(must have a keypad controlled system to purchase)

REMOTE CONTROL SYSTEM \$ 580

(must have system to purchase)

JENNIFER

72"L x 48"W x 25"D
Includes armrests



MODEL / PRICING

JEN7248ATO	Tub Only	\$ 3,440	JEN7248ATA	Thermal Air	\$ 5,550
JEN7248AWP	Whirlpool (8)	\$ 5,840	JEN7248ACO	Combo System	\$ 7,565

AVAILABLE OPTIONS

ACRYLIC BATHTUB COLORS

Standard Colors: Bone | White | Biscuit

Premium Colors: Black | Ice Grey | Sandbar \$ 410

Matte Finish: NET \$ 460

BACK MASSEUSE SYSTEMS Additional finishes on page 15

System I - Manual Control | BAC.MA1-XXX \$ 690

System II - Electronic Control (TA) | BAC.MA2-XXX \$ 2,200

System III - Electronic Control (WP or CO) \$ 1,390

EXPORT CRATE | FRT.EXPCRT NET \$ 130

EXTRA HIGH DENSITY | HI.DEN \$ 630

GRAB BARS (Pair) Additional finishes on page 15

Standard Grab Bars | GRA.BAR-XXX
Group 1 - PC or PB \$ 420

Universal Grab Bars | UGB-XXX
Group 1 - PC or PB \$ 450

HYDRO BLANKET | BLA.HEA-X

2 Zones	\$ 1,160	4 Zones	\$ 1,620
3 Zones	\$ 1,450		

HYDRO COAT | HYC.COA \$ 290

HYDRO EXPRESS QUICK SHIP
69.104-HYD.EXP NET \$ 130

HYDRO FUSION

Hydro Fusion (Tub Only) | 29.102 \$ 760

Hydro Fusion with Ozone (Tub Only) | 29.103 \$ 1,030

Hydro Fusion (Thermal Air) | 29.107 \$ 1,150

HYDRO INDULGE | HYD.IND \$ 2,520

HYDROZONE UV COMBO SYSTEM | OZUV.XXX

110 V | OZUV.110 \$ 890

220 V | OZUV.220 \$ 890

INLINE HEATER (Whirlpool & Combo systems only)

12.50 Amps 1.5 KW - 110V | 27.100 \$ 620

6.25 Amps 1.5 KW - 220V | 27.101 \$ 670

6.00 Amps 0.75 KW | 27.103 \$ 555

(no dedicated GFI required for 6.00 Amp)

JETS For additional finishes go to page 15

Add. Jumbo Jet (JET.JJ-XX) & Rotating Jets (JET.JR-XX)
Group 1 - PC or PB \$ 220

Add. Standard (JET.STD-XX) & Swirling Jets (JET.SWI-XX)
Group 1 - PC or PB \$ 210

Jumbo Jets (JUP.JJ-XX) & Rotating Jets Upgrade (JUP.JR-XX) \$95

Micro Therapy Jet | MTJ.XXX
BIS, BLA, BON, SIL, WHI \$ 170

Swirling Jet Upgrade | JUP.SWI-XX \$ 60

JET PLATING For jet plating options go to page 16

CUSTOM JET LOCATIONS | 69.116-CUS.JET No Charge

LIGHTING

LED Bath Light Chromotherapy System | LIG.LED \$ 630

LOW WATER PROTECTION (Includes 30 minute timer)

110V | LOW.WAT-110 \$ 325

220V | LOW.WAT-220 \$ 350

NECK MASSEUSE JET PILLOW | PIL.NEC-XX \$ 620
Available in black, bone and white.

PADDED HEADREST PILLOW | 41.128 \$ 130
(Available in black only)

PUMPS

Custom Pump Locations | 69.116-CUS.PMP No Charge

Pump Upgrades | PMP.UP \$ 275
(110V to 220V ON 2.25 H.P. only)

WASTE & OVERFLOW | WOV.XX For finishes go to page 17

INTEGRAL W/O (Std. Round) | IWO.XX \$ 325

LINEAR INTEGRAL W/O | LWO-XXX \$ 325

LCD TEMP. READOUT KEYPAD | LCD.UPG \$ 475
(must have a keypad controlled system to purchase)

REMOTE CONTROL SYSTEM \$ 580
(must have system to purchase)

JESSICA - with skirt

60"L x 48"W x 21"D - no spout
72"L x 48"W x 21"D - with spout



MODEL / PRICING

JES6048ATO	Tub Only	\$ 3,745	JES7248ATO	Tub Only	\$ 4,320
JES6048AWP	Whirlpool (8)	\$ 6,310	JES7248AWP	Whirlpool (8)	\$ 8,120
JES6048ATA	Thermal Air	\$ 6,845	JES7248ATA	Thermal Air	\$ 7,905
JES6048ACO	Combo System	\$ 8,535	JES7248ACO	Combo System	\$ 9,900

AVAILABLE OPTIONS

ACRYLIC BATHTUB COLORS

Standard Colors: Bone | White | Biscuit

Premium Colors: Black | Ice Grey | Sandbar \$ 410

Matte Finish: NET \$ 460

BACK MASSEUSE SYSTEMS Additional finishes on page 15

System I - Manual Control | BAC.MA1-XXX \$ 690

System II - Electronic Control (TA) | BAC.MA2-XXX \$ 2,200

System III - Electronic Control (WP or CO) \$ 1,390

EXPORT CRATE | FRT.EXPCRT NET \$ 130

EXTRA HIGH DENSITY | HI.DEN \$ 630

GRAB BARS (Pair) Additional finishes on page 15

Standard Grab Bars | GRA.BAR-XXX
Group 1 - PC or PB \$ 420

Universal Grab Bars | UGB-XXX
Group 1 - PC or PB \$ 450

HYDRO BLANKET | BLA.HEA-X

2 Zones	\$ 1,160	4 Zones	\$ 1,620
3 Zones	\$ 1,450		

HYDRO COAT | HYC.COA \$ 290

HYDRO EXPRESS QUICK SHIP
69.104-HYD.EXP NET \$ 130

HYDRO FUSION

Hydro Fusion (Tub Only) | 29.102 \$ 760

Hydro Fusion with Ozone (Tub Only) | 29.103 \$ 1,030

Hydro Fusion (Thermal Air) | 29.107 \$ 1,150

HYDRO INDULGE | HYD.IND \$ 2,520

HYDROZONE UV COMBO SYSTEM | OZUV.XXX

110 V OZUV.110	\$ 890
220 V OZUV.220	\$ 890

INLINE HEATER (Whirlpool & Combo systems only)

12.50 Amps 1.5 KW - 110V 27.100	\$ 620
6.25 Amps 1.5 KW - 220V 27.101	\$ 670
6.00 Amps 0.75 KW 27.103	\$ 555

(no dedicated GFI required for 6.00 Amp)

JETS For additional finishes go to page 15

Add. Jumbo Jet (JET.JJ-XX) & Rotating Jets (JET.JR-XX)
Group 1 - PC or PB \$ 220

Add. Standard (JET.STD-XX) & Swirling Jets (JET.SWI-XX)
Group 1 - PC or PB \$ 210

Jumbo Jets (JUP.JJ-XX) & Rotating Jets Upgrade (JUP.JR-XX) \$ 95

Micro Therapy Jet | MTJ.XXX
BIS, BLA, BON, SIL, WHI \$ 170

Swirling Jet Upgrade | JUP.SWI-XX \$ 60

JET PLATING For jet plating options go to page 16

CUSTOM JET LOCATIONS | 69.116-CUS.JET No Charge

LIGHTING

LED Bath Light Chromotherapy System | LIG.LED \$ 630

LOW WATER PROTECTION (Includes 30 minute timer)

110V LOW.WAT-110	\$ 325
220V LOW.WAT-220	\$ 350

NECK MASSEUSE JET PILLOW | PIL.NEC-XX \$ 650
Available in black, bone and white.

PADDED HEADREST PILLOW | 41.128 \$ 130
(Available in black only)

PUMPS

Custom Pump Locations | 69.116-CUS.PMP No Charge

Pump Upgrades | PMP.UP \$ 275
(110V to 220V ON 2.25 H.P. only)

TILE FLANGES | FLA.MO-X \$ 190

WASTE & OVERFLOW | WOV.XX For finishes go to page 17

INTEGRAL W/O (Std. Round) | IWO.XX \$ 325

LINEAR INTEGRAL W/O | LWO-XXX \$ 325

LCD TEMP. READOUT KEYPAD | LCD.UPG \$ 475
(must have a keypad controlled system to purchase)

REMOTE CONTROL SYSTEM \$ 580
(must have system to purchase)

KATARINA

69"L x 69"W x 26"D



MODEL / PRICING

KAT6969ATO	Tub Only	\$ 5,235	KAT6969ATA	Thermal Air	\$ 7,385
KAT6969AWP	Whirlpool (10)	\$ 7,670	KAT6969ACO	Combo System	\$ 9,380

AVAILABLE OPTIONS

ACRYLIC BATHTUB COLORS

Standard Colors: Bone White Biscuit	
Premium Colors: Black Ice Grey Sandbar	\$ 410
Matte Finish:	NET \$ 460

BACK MASSEUSE SYSTEMS Additional finishes on page 15

System I - Manual Control BAC.MA1-XXX	\$ 690
System II - Electronic Control (TA) BAC.MA2-XXX	\$ 2,200
System III - Electronic Control (WP or CO)	\$ 1,390

EXPORT CRATE | FRT.EXPCRT NET \$ 130

EXTRA HIGH DENSITY | HI.DEN \$ 630

GRAB BARS (Pair) Additional finishes on page 15

Standard Grab Bars GRA.BAR-XXX	
Group 1 - PC or PB	\$ 420
Universal Grab Bars UGB-XXX	
Group 1 - PC or PB	\$ 450

HYDRO BLANKET BLA.HEA-X	
2 Zones \$ 1,160	4 Zones \$ 1,620
3 Zones \$ 1,450	

HYDRO COAT | HYC.COA \$ 290

HYDRO EXPRESS QUICK SHIP
69.104-HYD.EXP NET \$ 130

HYDRO FUSION	
Hydro Fusion (Tub Only) 29.102	\$ 760
Hydro Fusion with Ozone (Tub Only) 29.103	\$ 1,030
Hydro Fusion (Thermal Air) 29.107	\$ 1,150

HYDRO INDULGE | HYD.IND \$ 2,520

HYDROZONE UV COMBO SYSTEM OZUV.XXX	
110 V OZUV.110	\$ 890
220 V OZUV.220	\$ 890

INLINE HEATER (Whirlpool & Combo systems only)	
12.50 Amps 1.5 KW - 110V 27.100	\$ 620
6.25 Amps 1.5 KW - 220V 27.101	\$ 670
6.00 Amps 0.75 KW 27.103	\$ 555

(no dedicated GFI required for 6.00 Amp)

JETS For additional finishes go to page 15

Add. Jumbo Jet (JET.JJ-XX) & Rotating Jets (JET.JR-XX)	
Group 1 - PC or PB	\$ 220
Add. Standard (JET.STD-XX) & Swirling Jets (JET.SWI-XX)	
Group 1 - PC or PB	\$ 210
Jumbo Jets (JUP.JJ-XX) & Rotating Jets Upgrade (JUP.JR-XX)	\$ 95
Micro Therapy Jet MTJ.XXX	
BIS, BLA, BON, SIL, WHI	\$ 170
Swirling Jet Upgrade JUP.SWI-XX	\$ 60

JET PLATING For jet plating options go to page 16

CUSTOM JET LOCATIONS | 69.116-CUS.JET No Charge

LIGHTING

LED Bath Light Chromotherapy System | LIG.LED \$ 630

LOW WATER PROTECTION (Includes 30 minute timer)	
110V LOW.WAT-110	\$ 325
220V LOW.WAT-220	\$ 350

MICRO MOUNT | 69.140MCREDG \$ 120

NECK MASSEUSE JET PILLOW | PIL.NEC-XX \$ 650
Available in black, bone and white.

PADDED HEADREST PILLOW | 41.128 \$ 130
(Available in black only)

PUMPS

Custom Pump Locations 69.116-CUS.PMP	No Charge
Pump Upgrades PMP.UP	\$ 275
(110V to 220V ON 2.25 H.P. only)	

TILE FLANGES | FLA.MO-X \$ 190

WASTE & OVERFLOW | WOV.XX For finishes go to page 17

INTEGRAL W/O (Std. Round) | IWO.XX \$ 325

LINEAR INTEGRAL W/O | LWO-XXX \$ 325

LCD TEMP. READOUT KEYPAD | LCD.UPG \$ 475
(must have a keypad controlled system to purchase)

REMOTE CONTROL SYSTEM \$ 580
(must have system to purchase)

*The addition of multiple options could impact the equipment fitting inside the perimeter of the tub.

KAYLA

74"L x 42"W x 22"D



MODEL / PRICING

KAY7442ATO	Tub Only	\$ 2,585	KAY7442ATA	Thermal Air	\$ 5,965
KAY7442AWP	Whirlpool (8)	\$ 6,130	KAY7442ACO	Combo System	\$ 8,180

AVAILABLE OPTIONS

ACRYLIC BATHTUB COLORS

Standard Colors: Bone | White | Biscuit
Premium Colors: Black | Ice Grey | Sandbar \$ 410
Matte Finish: NET \$ 460

BACK MASSEUSE SYSTEMS Additional finishes on page 15

System I - Manual Control | BAC.MA1-XXX \$ 690
System II - Electronic Control (TA) | BAC.MA2-XXX \$ 2,200
System III - Electronic Control (WP or CO) \$ 1,390

EXPORT CRATE | FRT.EXPCRT NET \$ 130

EXTRA HIGH DENSITY | HI.DEN \$ 630

GRAB BARS (Pair) Additional finishes on page 15

Standard Grab Bars | GRA.BAR-XXX
 Group 1 - PC or PB \$ 420
Universal Grab Bars | UGB-XXX
 Group 1 - PC or PB \$ 450

HYDRO BLANKET | BLA.HEA-X
 2 Zones \$ 1,160 4 Zones \$ 1,620
 3 Zones \$ 1,450

HYDRO COAT | HYC.COA \$ 290

HYDRO EXPRESS QUICK SHIP
 69.104-HYD.EXP NET \$ 130

HYDRO FUSION

Hydro Fusion (Tub Only) | 29.102 \$ 760
Hydro Fusion with Ozone (Tub Only) | 29.103 \$ 1,030
Hydro Fusion (Thermal Air) | 29.107 \$ 1,150

HYDRO INDULGE | HYD.IND \$ 2,520

HYDROZONE UV COMBO SYSTEM | OZUV.XXX
 110 V | OZUV.110 \$ 890
 220 V | OZUV.220 \$ 890

INLINE HEATER (Whirlpool & Combo systems only)
 12.50 Amps 1.5 KW - 110V | 27.100 \$ 620
 6.25 Amps 1.5 KW - 220V | 27.101 \$ 670
 6.00 Amps 0.75 KW | 27.103 \$ 555
 (no dedicated GFI required for 6.00 Amp)

JETS For additional finishes go to page 15
Add. Jumbo Jet (JET.JJ-XX) & **Rotating Jets** (JET.JR-XX)
 Group 1 - PC or PB \$ 220
Add. Standard (JET.STD-XX) & **Swirling Jets** (JET.SWI-XX)
 Group 1 - PC or PB \$ 210
Jumbo Jets (JUP.JJ-XX) & **Rotating Jets Upgrade** (JUP.JR-XX) \$ 95
Micro Therapy Jet | MTJ.XXX
 BIS, BLA, BON, SIL, WHI \$ 170
Swirling Jet Upgrade | JUP.SWI-XX \$ 60

JET PLATING For jet plating options go to page 16

CUSTOM JET LOCATIONS | 69.116-CUS.JET No Charge

LIGHTING

LED Bath Light Chromotherapy System | LIG.LED \$ 630

LOW WATER PROTECTION (Includes 30 minute timer)
 110V | LOW.WAT-110 \$ 325
 220V | LOW.WAT-220 \$ 350

MICRO MOUNT | 69.140MCREDDG \$ 120

MOLDED ARMRESTS (Per Pair) | ARM.MOL-X \$ 130
 Some molded armrests add an interior detail line to the bathtub

NECK MASSEUSE JET PILLOW | PIL.NEC-XX \$ 650
 Available in black, bone and white.

PADDED HEADREST PILLOW | 41.128 \$ 130
 (Available in black only)

PUMPS

Custom Pump Locations | 69.116-CUS.PMP No Charge
Pump Upgrades | PMP.UP \$ 275
 (110V to 220V ON 2.25 H.P. only)

TILE FLANGES | FLA.MO-X \$ 190

WASTE & OVERFLOW | WOV.XX For finishes go to page 17

INTEGRAL W/O (Std. Round) | IWO.XX \$ 325

LINEAR INTEGRAL W/O | LWO-XXX \$ 325

LCD TEMP. READOUT KEYPAD | LCD.UPG \$ 475
 (must have a keypad controlled system to purchase)

REMOTE CONTROL SYSTEM \$ 580
 (must have system to purchase)

KELLIE

70”L x 40”W x 26”D - side center drain
 W/O Included
 Foam fill sound insulator included
 Includes lumbar support
 Remote blower required for Thermal Air system



MODEL / PRICING

KEL7040ATO	Tub Only	\$ 4,685		KEL7040ATA	Thermal Air	\$ 7,200
------------	----------	----------	--	------------	-------------	----------

AVAILABLE OPTIONS

ACRYLIC BATHTUB COLORS

Standard Colors: Bone | White | Biscuit

Premium Colors: Black | Ice Grey | Sandbar \$ 1,160

Matte Finish: NET \$ 460

Dual Color Option: \$2,040

MODEL/COLOR1/COLOR2 (XXX.XXX.XXX)

SURFACES (OUTSIDE ONLY)

Faux Metallic:

Galvanized [GAL] | Weathered Nickel [WN] \$ 3,150

Metallic: Polished Nickel [PN] \$ 15,750

MODEL/METAL/COLOR (XXX.XXX.XXX)

EXPORT CRATE | FRT.EXPCRT NET \$ 130

GRAB BARS (Pair)

Standard Grab Bars | GRA.BAR-XXX

Group 1 - PC or PB \$ 420

Group 2 - AB, BB, SB, BC, PN, SN, BN \$ 545

Group 2 - GOL & Other finishes \$ 740

Universal Grab Bars | UGB-XXX

Group 1 - PC or PB \$ 450

Group 2 - AB, BB, SB, BC, PN, SN, BN \$ 580

Group 3 - GOL & Other finishes \$ 760

HEATED BACKREST INCLUDED ON Thermal Air

HYDRO BLANKET | BLA.HEA-X

2 Zones \$ 1,160 4 Zones \$ 1,620

3 Zones \$ 1,450 5 Zones \$ 1,830

HYDRO COAT | HYC.COA \$ 290

HYDRO EXPRESS QUICK SHIP

69.104-HYD.EXP NET \$ 130

HYDROZONE

INCLUDED ON Thermal Air

HYDROZONE UV COMBO SYSTEM | OZUV.XXX

110 V | OZUV.110 \$ 890

220 V | OZUV.220 \$ 890

LIGHTING

LED Bath Light Chromotherapy System | LIG.LED \$ 630

MOLDED ARMRESTS (Per Pair) | ARM.MOL-X \$ 130

Some molded armrests add an interior detail line to the bathtub

PADDED HEADREST PILLOW | 41.128 \$ 130

(Available in black only)

INTEGRAL W/O (Std. Round) | INT.XXX Included

WHI, BIS, PC, PB, PN, BC, SB, SN, ORB, PE

GOLD FINISH UPGRADE \$ 460

LINEAR INTEGRAL W/O | LWO.XXX NO UPCHARGE

(must specify on PO)

ISLAND TUB DRAIN | ITD.XXX

ABS, PVC | ITD.ABS | ITD.PVC \$ 325

Cast Iron | ITD.CST \$ 395

LCD TEMP. READOUT KEYPAD | LCD.UPG \$ 475

(must have a keypad controlled system to purchase)

REMOTE CONTROL SYSTEM \$ 580

(must have system to purchase)

**Additional towel bar finishes available.

Call Hydro Systems for quote and lead times.**

KIMBERLY

66" L x 40" W x 24" D

72" L x 40" W x 24" D

Includes armrests

Available as freestanding model, see Jacqueline page 50



MODEL / PRICING

KIM6640ATO	Tub Only	\$ 3,130	KIM7240ATO	Tub Only	\$ 3,240
KIM6640AWP	Whirlpool (6)	\$ 5,535	KIM7240AWP	Whirlpool (6)	\$ 5,635
KIM6640ATA	Thermal Air	\$ 5,465	KIM7240ATA	Thermal Air	\$ 5,580
KIM6640ACO	Combo System	\$ 7,025	KIM7240ACO	Combo System	\$ 7,445

AVAILABLE OPTIONS

ACRYLIC BATHTUB COLORS

Standard Colors: Bone | White | Biscuit

Premium Colors: Black | Ice Grey | Sandbar \$ 410

Matte Finish: NET \$ 460

BACK MASSEUSE SYSTEMS Additional finishes on page 15

System I - Manual Control | BAC.MA1-XXX \$ 690

System II - Electronic Control (TA) | BAC.MA2-XXX \$ 2,200

System III - Electronic Control (WP or CO) \$ 1,390

EXPORT CRATE | FRT.EXPCRT NET \$ 130

EXTRA HIGH DENSITY | HI.DEN \$ 630

GRAB BARS (Pair) Additional finishes on page 15

Standard Grab Bars | GRA.BAR-XXX
Group 1 - PC or PB \$ 420

Universal Grab Bars | UGB-XXX
Group 1 - PC or PB \$ 450

HYDRO BLANKET | BLA.HEA-X

2 Zones	\$ 1,160	4 Zones	\$ 1,620
3 Zones	\$ 1,450	5 Zones	\$ 1,830

HYDRO COAT | HYC.COA \$ 290

HYDRO EXPRESS QUICK SHIP
69.104-HYD.EXP NET \$ 130

HYDRO FUSION

Hydro Fusion (Tub Only) | 29.102 \$ 760

Hydro Fusion with Ozone (Tub Only) | 29.103 \$ 1,030

Hydro Fusion (Thermal Air) | 29.107 \$ 1,150

HYDRO INDULGE | HYD.IND \$ 2,520

HYDROZONE UV COMBO SYSTEM | OZUV.XXX

110 V OZUV.110	\$ 890
220 V OZUV.220	\$ 890

INLINE HEATER (Whirlpool & Combo systems only)

12.50 Amps 1.5 KW - 110V 27.100	\$ 620
6.25 Amps 1.5 KW - 220V 27.101	\$ 670
6.00 Amps 0.75 KW 27.103	\$ 555

(no dedicated GFI required for 6.00 Amp)

JETS For additional finishes go to page 15

Add. Jumbo Jet (JET.JJ-XX) & Rotating Jets (JET.JR-XX)
Group 1 - PC or PB \$ 220

Add. Standard (JET.STD-XX) & Swirling Jets (JET.SWI-XX)
Group 1 - PC or PB \$ 210

Jumbo Jets (JUP.JJ-XX) & Rotating Jets Upgrade (JUP.JR-XX) \$95

Micro Therapy Jet | MTJ.XXX
BIS, BLA, BON, SIL, WHI \$ 170

Swirling Jet Upgrade | JUP.SWI-XX \$ 60

JET PLATING For jet plating options go to page 16

CUSTOM JET LOCATIONS | 69.116-CUS.JET No Charge

LIGHTING

LED Bath Light Chromotherapy System | LIG.LED \$ 630

LOW WATER PROTECTION (Includes 30 minute timer)

110V LOW.WAT-110	\$ 325
220V LOW.WAT-220	\$ 350

NECK MASSEUSE JET PILLOW | PIL.NEC-XX \$ 650
Available in black, bone and white.

PADDED HEADREST PILLOW | 41.128 \$ 130
(Available in black only)

PUMPS

Custom Pump Locations | 69.116-CUS.PMP No Charge

Pump Upgrades | PMP.UP \$ 275
(110V to 220V ON 2.25 H.P. only)

WASTE & OVERFLOW | WO.VXX For finishes go to page 17

INTEGRAL W/O (Std. Round) | IWO.XX \$ 325

LINEAR INTEGRAL W/O | LWO-XXX \$ 325

LCD TEMP. READOUT KEYPAD | LCD.UPG \$ 475
(must have a keypad controlled system to purchase)

REMOTE CONTROL SYSTEM \$ 580
(must have system to purchase)

KIRA

60" L x 32" W x 20" D
72" L x 32" W x 20" D



MODEL / PRICING

KIR6032ATO	Tub Only	\$ 2,195	KIR7232ATO	Tub Only	\$ 2,260
KIR6032AWP	Whirlpool (6)	\$ 4,585	KIR7232AWP	Whirlpool (6)	\$ 4,850
KIR6032ATA	Thermal Air	\$ 4,625	KIR7232ATA	Thermal Air	\$ 4,880
KIR6032ACO	Combo System	\$ 6,340	KIR7232ACO	Combo System	\$ 6,905

AVAILABLE OPTIONS

ACRYLIC BATHTUB COLORS

Standard Colors: Bone | White | Biscuit
Premium Colors: Black | Ice Grey | Sandbar \$ 410
Matte Finish: NET \$ 460

BACK MASSEUSE SYSTEMS Additional finishes on page 15

System I - Manual Control | BAC.MA1-XXX \$ 690
System II - Electronic Control (TA) | BAC.MA2-XXX \$ 2,200
System III - Electronic Control (WP or CO) \$ 1,390

EXPORT CRATE | FRT.EXPCRT NET \$ 130

EXTRA HIGH DENSITY | HI.DEN \$ 630

GRAB BARS (Pair) Additional finishes on page 15

Standard Grab Bars | GRA.BAR-XXX
 Group 1 - PC or PB \$ 420
Universal Grab Bars | UGB-XXX
 Group 1 - PC or PB \$ 450

HYDRO BLANKET | BLA.HEA-X
 2 Zones \$ 1,160 4 Zones \$ 1,620
 3 Zones \$ 1,450

HYDRO COAT | HYC.COA \$ 290

HYDRO EXPRESS QUICK SHIP 69.104-HYD.EXP NET \$ 130

HYDRO FUSION
Hydro Fusion (Tub Only) | 29.102 \$ 760
Hydro Fusion with Ozone (Tub Only) | 29.103 \$ 1,030
Hydro Fusion (Thermal Air) | 29.107 \$ 1,150

HYDRO INDULGE | HYD.IND \$ 2,520

HYDROZONE UV COMBO SYSTEM | OZUV.XXX
 110 V | OZUV.110 \$ 890
 220 V | OZUV.220 \$ 890

INLINE HEATER (Whirlpool & Combo systems only)
 12.50 Amps 1.5 KW - 110V | 27.100 \$ 620
 6.25 Amps 1.5 KW - 220V | 27.101 \$ 670
 6.00 Amps 0.75 KW | 27.103 \$ 555
 (no dedicated GFI required for 6.00 Amp)

LCD TEMP. READOUT KEYPAD | LCD.UPG \$ 475
 (must have a keypad controlled system to purchase)

JETS For additional finishes go to page 15
Add. Jumbo Jet (JET.JJ-XX) & **Rotating Jets** (JET.JR-XX)
 Group 1 - PC or PB \$ 220
Add. Standard (JET.STD-XX) & **Swirling Jets** (JET.SWI-XX)
 Group 1 - PC or PB \$ 210
Jumbo Jets (JUP.JJ-XX) & **Rotating Jets Upgrade** (JUP.JR-XX) \$ 95
Micro Therapy Jet | MTJ.XXX
 BIS, BLA, BON, SIL, WHI \$ 170
Swirling Jet Upgrade | JUP.SWI-XX \$ 60

JET PLATING For jet plating options go to page 16
CUSTOM JET LOCATIONS | 69.116-CUS.JET No Charge

LIGHTING
LED Bath Light Chromotherapy System | LIG.LED \$ 630

LOW WATER PROTECTION (Includes 30 minute timer)
 110V | LOW.WAT-110 \$ 325
 220V | LOW.WAT-220 \$ 350

MICRO MOUNT | 69.140MCREDDG \$ 120

MOLDED ARMRESTS (Per Pair) | ARM.MOL-X \$ 130
 Some molded armrests add an interior detail line to the bathtub

NECK MASSEUSE JET PILLOW | PIL.NEC-XX \$ 650
 Available in black, bone and white.

PADDED HEADREST PILLOW | 41.128 \$ 130
 (Available in black only)

PUMPS
Custom Pump Locations | 69.116-CUS.PMP No Charge
Pump Upgrades | PMP.UP \$ 275
 (110V to 220V ON 2.25 H.P. only)

SKIRTS For skirt options go to pages 16-17

TILE FLANGES | FLA.MO-X \$ 190

WASTE & OVERFLOW | WOV.XX For finishes go to page 17

INTEGRAL W/O (Std. Round) | IWO.XX \$ 325

LINEAR INTEGRAL W/O | LWO-XXX \$ 325

REMOTE CONTROL SYSTEM \$ 580
 (must have system to purchase)

*The addition of multiple options could impact the equipment fitting inside the perimeter of the tub.

LACEY

60"L x 30"W x 17"D	63"L x 28"W x 20"D	72"L x 36"W x 20"D
60"L x 30"W x 20"D	66"L x 30"W x 20"D	72"L x 40"W x 20"D
60"L x 32"W x 17"D*	66"L x 32"W x 17"D*	72"L x 54"W x 15"D -
60"L x 32"W x 20"D	66"L x 32"W x 20"D	Center Drain
60"L x 36"W x 20"D	66"L x 36"W x 20"D	
60"L x 42"W x 20"D	72"L x 32"W x 20"D	

Available as alcove model, see Sydney page 93



MODEL / PRICING

♻️ LAC6030ATOS Tub Only \$ 2,125 LAC6030AWPS Whirlpool (6) \$ 4,600 LAC6030ATAS Thermal Air \$ 4,755 LAC6030ACOS Combo System \$ 6,495	LAC6042ATO Tub Only \$ 2,435 LAC6042AWP Whirlpool (6) \$ 4,855 LAC6042ATA Thermal Air \$ 5,115 LAC6042ACO Combo System \$ 6,840	LAC6636ATO Tub Only \$ 2,315 LAC6636AWP Whirlpool (6) \$ 4,715 LAC6636ATA Thermal Air \$ 4,880 LAC6636ACO Combo System \$ 6,610
LAC6030ATO Tub Only \$ 2,125 LAC6030AWP Whirlpool (6) \$ 4,600 LAC6030ATA Thermal Air \$ 4,755 LAC6030ACO Combo System \$ 6,495	LAC6328ATO Tub Only \$ 2,270 LAC6328AWP Whirlpool (6) \$ 4,660 LAC6328ATA Thermal Air \$ 4,825 LAC6328ACO Combo System \$ 6,560	LAC7232ATO Tub Only \$ 2,390 LAC7232AWP Whirlpool (6) \$ 4,800 LAC7232ATA Thermal Air \$ 4,960 LAC7232ACO Combo System \$ 6,690
♻️ LAC6032ATOS Tub Only \$ 2,155 LAC6032AWPS Whirlpool (6) \$ 4,620 LAC6032ATAS Thermal Air \$ 4,785 LAC6032ACOS Combo System \$ 6,515	LAC6630ATO Tub Only \$ 2,270 LAC6630AWP Whirlpool (6) \$ 4,660 LAC6630ATA Thermal Air \$ 4,825 LAC6630ACO Combo System \$ 6,560	LAC7236ATO Tub Only \$ 2,445 LAC7236AWP Whirlpool (6) \$ 4,890 LAC7236ATA Thermal Air \$ 5,215 LAC7236ACO Combo System \$ 6,935
LAC6032ATO Tub Only \$ 2,155 LAC6032AWP Whirlpool (6) \$ 4,620 LAC6032ATA Thermal Air \$ 4,785 LAC6032ACO Combo System \$ 6,515	♻️ LAC6632ATOS Tub Only \$ 2,225 LAC6632AWPS Whirlpool (6) \$ 4,670 LAC6632ATAS Thermal Air \$ 4,830 LAC6632ACOS Combo System \$ 6,560	LAC7240ATO Tub Only \$ 2,520 LAC7240AWP Whirlpool (6) \$ 5,245 LAC7240ATA Thermal Air \$ 5,055 LAC7240ACO Combo System \$ 6,960
LAC6036ATO Tub Only \$ 2,215 LAC6036AWP Whirlpool (6) \$ 4,645 LAC6036ATA Thermal Air \$ 4,815 LAC6036ACO Combo System \$ 6,545	LAC6632ATO Tub Only \$ 2,225 LAC6632AWP Whirlpool (6) \$ 4,670 LAC6632ATA Thermal Air \$ 4,830 LAC6632ACO Combo System \$ 6,560	♻️ LAC7254ATO Tub Only \$ 2,595 LAC7254AWP Whirlpool (8) \$ 5,400 LAC7254ATA Thermal Air \$ 5,205 LAC7254ACO Combo System \$ 7,170

AVAILABLE OPTIONS

ACRYLIC BATHTUB COLORS

Standard Colors: Bone | White | Biscuit

Premium Colors: Black | Ice Grey | Sandbar

Matte Finish:

\$ 410
NET \$ 460

BACK MASSEUSE SYSTEMS

System I - Manual Control | BAC.MA1-XXX \$ 690

Group 1: PC, PB \$ 800

Group 2: SN, BN \$ 910

System II - Electronic Control (TA) | BAC.MA2-XXX \$ 2,200

System III - Electronic Control (WP or CO) \$ 1,390

BON, BIS, WHI, PC, PB, SN, BN, ORB, PN

EXPORT CRATE | FRT.EXPCRT

NET \$ 130

EXTRA HIGH DENSITY | HI.DEN

\$ 630

GRAB BARS (Pair)

Standard Grab Bars | GRA.BAR-XXX

Group 1 - PC or PB \$ 420

Group 2 - AB, BB, SB, BC, PN, SN, BN \$ 545

Group 3 - GOL & other finishes \$ 740

Universal Grab Bars | UGB-XXX

Group 1 - PC or PB \$ 450

Group 2 - AB, BB, SB, BC, PN, SN, BN \$ 580

Group 3 - GOL & other finishes \$ 760

HYDRO BLANKET | BLA.HEA-X

2 Zones \$ 1,160

3 Zones \$ 1,450

4 Zones \$ 1,620

5 Zones \$ 1,830

HYDRO COAT | HYC.COA

\$ 290

HYDRO EXPRESS QUICK SHIP

69.104-HYD.EXP

NET \$ 130

HYDRO FUSION

Hydro Fusion (Tub Only) | 29.102 \$ 760

Hydro Fusion with Ozone (Tub Only) | 29.103 \$ 1,030

Hydro Fusion (Thermal Air) | 29.107 \$ 1,150

HYDRO INDULGE | HYD.IND

\$ 2,520

HYDROZONE UV Combo SYSTEM | OZUV.XXX

110 V | OZUV.110 \$ 890

220 V | OZUV.220 \$ 890

INLINE HEATER (Whirlpool and Combo systems only)

12.50 Amps 1.5 KW - 110V | 27.100 \$ 620

6.25 Amps 1.5 KW - 220V | 27.101 \$ 670

6.00 Amps 0.75 KW | 27.103 \$ 555

(No dedicated GFI required for 6.00 Amp)

JETS**Add. Jumbo Jet (JET.JJ-XX) & Rotating Jets (JET.JR-XX)**

(Installed per jet price for extra jets added to standard system price)

Color Trim	\$ 190
Group 1 - PC or PB	\$ 220
Group 2 - AB, BB, SB, BC, SC, PN, SN, BN	\$ 260
Group 3 - GOL & other finishes	\$ 300

(All metallic finishes come with colored eyeball)

Add. Standard (JET.STD-XX) & Swirling Jets (JET.SWI-XX)

(Installed per jet price for extra jets added to standard system price)

Color Trim	\$ 190
Group 1 - PC or PB	\$ 220
Group 2 - AB, BB, SB, BC, SC, PN, SN, BN	\$ 260
Group 3 - GOL & other finishes	\$ 300

PLATING FOR PVC Whirlpool SYSTEMS

Trim kit covers jet escutcheons, suction, & electronic soft touch pad (clear, brass, chrome)

Group 1 - PC or PB	
6 Jets PLA.06-XX	\$ 340
8 Jets PLA.08-XX	\$ 435
10 Jets PLA.10-XX	\$ 460
Group 2 AB, BB, SB, BC, SC, PN, SN, BN	
6 Jets	\$ 630
8 Jets	\$ 850
10 Jets	\$ 980
Group 3 GOL & other finishes	
6 Jets	\$ 835
8 Jets	\$ 1,065
10 Jets	\$ 1,190

(Per jet substitution price added to standard system price)
(All metallic finishes come with colored eyeball)**Custom Jet Locations | 69.116-CUS.JET** No Charge**Jumbo Jets (JUP.JJ-XX) & Rotating Jets Upgrade** \$ 95

(JUP.JR-XX)

(All metallic finishes come with colored eyeball)

Micro Therapy Jet | MTJ.XXX:

BIS, BLA, BON, SIL, WHI \$ 170

Swirling Jet Upgrade | JUP.SWI-XX \$ 60

(Per jet substitution price added to standard system price)

(All metallic finishes come with colored eyeball)

LIGHTING**LED Bath Light Chromotherapy System | LIG.LED** \$ 630**LOW WATER PROTECTION** (Includes 30 minute timer)

110V LOW.WAT-110	\$ 325
220V LOW.WAT-220	\$ 350

LUMBAR SUPPORT | LUM.SPT No Charge**MICRO MOUNT | 69.140MCREDG** \$ 120**MOLDED ARMRESTS | ARM.MOL-2** \$ 130

Some molded armrests add an interior detail line to the bathtub

Molded armrests cannot be added to shallow models

NECK MASSEUSE JET PILLOW | PIL.NEC-XX \$ 650

Available in black, bone and white.

PADDED HEADREST PILLOW | 41.128 \$ 130

(Available in black only)

PUMPS**Custom Pump Locations | 69.116-CUS.PMP** No Charge**Pump Upgrades | PMP.UP** \$ 275
(110V to 220V on 2.25 H.P. only)**Variable Speed Pump | 1½ H.P., 110V | VAR.SPE** \$ 735**Integral Skirt***

(Factory installed to reduce installation time & cost)

Adds approximately 2" to framing height dimension. Available 60", 66" & 72", factory installed.

Gel Coat SKI.XXG-XXX	\$ 600
Acrylic (Standard Colors) SKI.XXA-XXX	\$ 685
Acrylic (Premium Colors) SKI.XXA-XXX	\$ 760

*No access panel on Tub Only models

Molded Skirt Panels (additional lead time; check with factory)

Seamed	
1 sided* See Zen Skirt	\$ 685
2 sided* SKI.SMD-2	\$ 2,130
3 sided* SKI.SMD-3	\$ 2,800
4 sided* SKI.SMD-4	\$ 3,590
Seamless	
1 sided* SKI.SML-1	\$ 1,885
2 sided* SKI.SML-2	\$ 2,850
3 sided* SKI.SML-3	\$ 3,820
4 sided* SKI.SML-4	\$ 4,795

*Specify which sides on worksheet.

Premium Colors (additional price and lead time) \$ 1,110

Floating Skirt (option for seamless skirt only)

The floating skirt is designed to give your skirted tub a smaller footprint in the bath. Typically it is a 3" inset that is 5-7" tall. This does not increase the overall height of the skirted tub. Toe-kick portion comes unfinished, ready to finish to your decor.

SKI.FLO-SML1	\$ 625
SKI.FLO-SML2	\$ 1,240
SKI.FLO-SMLX	\$ 1,860

Zen Skirt (1 Sided Seamed Skirt) | SKI.ZEN-XX \$ 685**TILE FLANGES | FLA.MO-X** \$ 190**WASTE & OVERFLOW | WOV.XX**

(Included on designer collection*)

Cable W/O* - Finish List: WHI, BIS, PC, PB, PN, BC, BB, BN, SC, SB, SN, ORB, PE

Cable W/O - Gold Finish Upgrade: PG, BG \$ 580

INTEGRAL W/O (Std. round) | IWO.XX \$ 325

Waste and overflow manufactured as part of the bath. Drain will be a tip-toe style and drain outlet will be a direct drain.

LINEAR INTEGRAL W/O | LWO-XXX \$ 325**Solid Brass Upgrade | SBR.UP** NET \$ 100**LCD TEMP. READOUT KEYPAD | LCD.UPG** \$ 475

(upgrade only, must have a keypad controlled system to purchase)

REMOTE CONTROL SYSTEM \$ 580

(must have system to purchase)

LARA

60"L x 60"W x 19"D- no skirt
Includes armrests & soap dishes



MODEL / PRICING

LAR6060ATO	Tub Only	\$ 2,920	LAR6060ATA	Thermal Air	\$ 5,310
LAR6060AWP	Whirlpool (6)	\$ 4,935	LAR6060ACO	Combo System	\$ 7,135

AVAILABLE OPTIONS

ACRYLIC BATHTUB COLORS

Standard Colors: Bone White Biscuit	
Premium Colors: Black Ice Grey Sandbar	\$ 410
Matte Finish:	NET \$ 460

BACK MASSEUSE SYSTEMS Additional finishes on page 15	
System I - Manual Control BAC.MA1-XXX	\$ 690
System II - Electronic Control (TA) BAC.MA2-XXX	\$ 2,200
System III - Electronic Control (WP or CO)	\$ 1,390

EXPORT CRATE FRT.EXPCRT	NET \$ 130
EXTRA HIGH DENSITY HI.DEN	\$ 630

GRAB BARS (Pair) Additional finishes on page 15	
Standard Grab Bars GRA.BAR-XXX	
Group 1 - PC or PB	\$ 420
Universal Grab Bars UGB-XXX	
Group 1 - PC or PB	\$ 450

HYDRO BLANKET BLA.HEA-X			
2 Zones	\$ 1,160	4 Zones	\$ 1,620
3 Zones	\$ 1,450		

HYDRO COAT HYC.COA	\$ 290
-----------------------------	--------

HYDRO EXPRESS QUICK SHIP 69.104-HYD.EXP	NET \$ 130
---	------------

HYDRO FUSION	
Hydro Fusion (Tub Only) 29.102	\$ 760
Hydro Fusion with Ozone (Tub Only) 29.103	\$ 1,030
Hydro Fusion (Thermal Air) 29.107	\$ 1,150

HYDRO INDULGE HYD.IND	\$ 2,520
--------------------------------	----------

HYDROZONE UV COMBO SYSTEM OZUV.XXX	
110 V OZUV.110	\$ 890
220 V OZUV.220	\$ 890

INLINE HEATER (Whirlpool & Combo systems only)	
12.50 Amps 1.5 KW - 110V 27.100	\$ 620
6.25 Amps 1.5 KW - 220V 27.101	\$ 670
6.00 Amps 0.75 KW 27.103	\$ 555
(no dedicated GFI required for 6.00 Amp)	

JETS For additional finishes go to page 15	
Add. Jumbo Jet (JET.JJ-XX) & Rotating Jets (JET.JR-XX)	
Group 1 - PC or PB	\$ 220
Add. Standard (JET.STD-XX) & Swirling Jets (JET.SWI-XX)	
Group 1 - PC or PB	\$ 210
Jumbo Jets (JUP.JJ-XX) & Rotating Jets Upgrade (JUP.JR-XX)	\$ 95
Micro Therapy Jet MTJ.XXX	
BIS, BLA, BON, SIL, WHI	\$ 170
Swirling Jet Upgrade JUP.SWI-XX	\$ 60

JET PLATING For jet plating options go to page 16

CUSTOM JET LOCATIONS 69.116-CUS.JET	No Charge
--	-----------

LIGHTING	
LED Bath Light Chromotherapy System LIG.LED	\$ 630

LOW WATER PROTECTION (Includes 30 minute timer)	
110V LOW.WAT-110	\$ 325
220V LOW.WAT-220	\$ 350

MICRO MOUNT 69.140MCREDG	\$ 120
-----------------------------------	--------

NECK MASSEUSE JET PILLOW PIL.NEC-XX	\$ 650
Available in black, bone and white.	

PADDED HEADREST PILLOW 41.128	\$ 130
(Available in black only)	

PUMPS	
Custom Pump Locations 69.116-CUS.PMP	No Charge
Pump Upgrades PMP.UP	\$ 275
(110V to 220V ON 2.25 H.P. only)	

TILE FLANGES FLA.MO-X	\$ 190
--------------------------------	--------

WASTE & OVERFLOW | WOV.XX For finishes go to page 17

INTEGRAL W/O (Std. Round) IWO.XX	\$ 325
---	--------

LINEAR INTEGRAL W/O LWO-XXX	\$ 325
--------------------------------------	--------

LCD TEMP. READOUT KEYPAD LCD.UPG	\$ 475
(must have a keypad controlled system to purchase)	

REMOTE CONTROL SYSTEM	\$ 580
(must have system to purchase)	

LARGO

82"L x 64"W x 19"D
Gel coat model



MODEL / PRICING

LAR8264GTO	Tub Only	\$ 3,530	LAR8264GTA	Thermal Air	\$ 6,145
LAR8264GWP	Whirlpool (8)	\$ 6,860	LAR8264GCO	Combo System	\$ 8,685

AVAILABLE OPTIONS

GEL COAT BATHTUB COLORS

Standard Colors: Almond | Bone | White | Biscuit
Gel Coat colors match all manufacturers fixture colors.
Color matching is available at an additional charge of \$ 410

BACK MASSEUSE SYSTEMS Additional finishes on page 15

System I - Manual Control | BAC.MA1-XXX \$ 690
System II - Electronic Control (TA) | BAC.MA2-XXX \$ 2,200
System III - Electronic Control (WP or CO) \$ 1,390

EXTRA HIGH DENSITY | HI.DEN \$ 630

GRAB BARS (Pair) For additional finishes go to page 15

Standard Grab Bars | GRA.BAR-XXX \$ 420
Group 1 - PC or PB
Universal Grab Bars | UGB-XXX \$ 450
Group 1 - PC or PB

HYDRO BLANKET | BLA.HEA-X
2 Zones \$ 1,160 4 Zones \$ 1,620
3 Zones \$ 1,450

HYDRO COAT | HYC.COA \$ 290

HYDRO EXPRESS QUICK SHIP
69.104-HYD.EXP NET \$ 130

HYDRO FUSION

Hydro Fusion (Tub Only) | 29.102 \$ 760
Hydro Fusion with Ozone (Tub Only) | 29.103 \$ 1,030
Hydro Fusion (Thermal Air) | 29.107 \$ 1,150

HYDROZONE UV Combo SYSTEM | OZUV.XXX
110 V | OZUV.110 \$ 890
220 V | OZUV.220 \$ 890

INLINE HEATER (Whirlpool & Combo systems only)
12.50 Amps 1.5 KW - 110V | 27.100 \$ 620
6.25 Amps 1.5 KW - 220V | 27.101 \$ 670
6.00 Amps 0.75 KW | 27.103 \$ 555
(no dedicated GFI required for 6.00 Amp)

HYDRO INDULGE | HYD.IND \$ 2,520

JETS For additional finishes go to page 12
Add. Jumbo Jet (JET.JJ-XX) & **Rotating Jets** (JET.JR-XX)
Group 1 - PC or PB \$ 220
Add. Standard (JET.STD-XX) & **Swirling Jets** (JET.SWI-XX)
Group 1 - PC or PB \$ 210
Jumbo Jets (JUP.JJ-XX) & **Rotating Jets Upgrade** (JUP.JR-XX) \$ 95
Micro Therapy Jet | MTJ.XXX:
BIS, BLA, BON, SIL, WHI \$ 170
Swirling Jet Upgrade | JUP.SWI-XX \$ 60

JET PLATING For jet plating options go to page 16

CUSTOM JET LOCATIONS | 69.116-CUS.JET No Charge

LIGHTING

LED Bath Light Chromotherapy System | LIG.LED \$ 630

LOW WATER PROTECTION (Includes 30 minute timer)
110V | LOW.WAT-110 \$ 325
220V | LOW.WAT-220 \$ 350

MICRO MOUNT | 69.140MCREDG \$ 120

MOLDED ARMRESTS (Per Pair) | ARM.MOL-X \$ 130
Some molded armrests add an interior detail line to the bathtub

NECK MASSEUSE JET PILLOW | PIL.NEC-XX \$ 650
Available in black, bone and white.

PADDED HEADREST PILLOW | 41.128 \$ 130
(Available in black only)

PUMPS
Custom Pump Locations | 69.116-CUS.PMP No Charge
Pump Upgrades | PMP.UP \$ 275
(110V to 220V on 2.25 H.P. only)

WASTE & OVERFLOW | WOV.XX For finishes go to page 12

INTEGRAL W/O (Std. Round) | IWO.XX \$ 325

LINEAR INTEGRAL W/O | LWO-XXX \$ 325

LCD TEMP. READOUT KEYPAD | LCD.UPG \$ 475
(upgrade only, must have a keypad controlled system to purchase)

REMOTE CONTROL SYSTEM \$ 580
(must have system to purchase)

LAUREN

70"L x 40"W x 27"D - side center drain
 Includes lumbar support
 W/O Included
 Foam fill sound insulator included
 Remote blower required for Thermal Air system
 Available as drop-in model, see Marissa page XX



MODEL / PRICING

LAU7040ATO	Tub Only	\$ 5,235		LAU7040ATA	Thermal Air	\$ 7,770
------------	----------	----------	--	------------	-------------	----------

AVAILABLE OPTIONS

ACRYLIC BATHTUB COLORS

Standard Colors: Bone | White | Biscuit

Premium Colors: Black | Ice Grey | Sandbar \$ 1,160

Matte Finish: NET \$ 460

Dual Color Option: \$2,040

MODEL/COLOR1/COLOR2 (XXX.XXX.XXX)

SURFACES (OUTSIDE ONLY)

Faux Metallic:

Galvanized [GAL] | Weathered Nickel [WN] \$ 3,150

Metallic: Polished Nickel [PN] \$ 15,750

MODEL/METAL/COLOR (XXX.XXX.XXX)

EXPORT CRATE | FRT.EXPCRT NET \$ 130

EXTRA HIGH DENSITY | HI.DEN \$ 630

GRAB BARS (Pair)

Standard Grab Bars | GRA.BAR-XXX \$ 420

Group 1 - PC or PB \$ 420

Group 2 - AB, BB, SB, BC, PN, SN, BN \$ 545

Group 2 - GOL & Other finishes \$ 740

Universal Grab Bars | UGB-XXX \$ 450

Group 1 - PC or PB \$ 450

Group 2 - AB, BB, SB, BC, PN, SN, BN \$ 580

Group 3 - GOL & Other finishes \$ 760

HEATED BACKREST INCLUDED ON Thermal Air

HYDRO BLANKET | BLA.HEA-X

2 Zones \$ 1,160 4 Zones \$ 1,620

3 Zones \$ 1,450 5 Zones \$ 1,830

HYDRO COAT | HYC.COA \$ 290

HYDRO EXPRESS QUICK SHIP
 69.104-HYD.EXP NET \$ 130

HYDROZONE INCLUDED ON Thermal Air

LIGHTING

LED Bath Light Chromotherapy System | LIG.LED \$ 630

MOLDED ARMRESTS (Per Pair) | ARM.MOL-X \$ 130
 Some molded armrests add an interior detail line to the bathtub

PADDED HEADREST PILLOW | 41.128 \$ 130
 (Available in black only)

INTEGRAL W/O (Std. Round) | INT.XXX Included
 WHI, BIS, PC, PB, PN, BC, SB, SN, ORB, PE
 GOLD FINISH UPGRADE \$ 460

LINEAR INTEGRAL W/O | LWO.XXX NO UPCHARGE
 (must specify on PO)

ISLAND TUB DRAIN | ITD.XXX
 ABS, PVC | ITD.ABS | ITD.PVC \$ 325
 Cast Iron | ITD.CST \$ 395

LCD TEMP. READOUT KEYPAD | LCD.UPG \$ 475
 (must have a keypad controlled system to purchase)

REMOTE CONTROL SYSTEM \$ 580
 (must have system to purchase)

LEXIE

66"L x 36"W x 20"D - hidden end drain
 W/O Included
 Foam fill sound insulator included
 Remote blower required for Thermal Air system
 Available as drop-in model, see Marlie page 69



MODEL / PRICING

LEX6636ATO	Tub Only	\$ 4,515		LEX6636ATA	Thermal Air	\$ 6,425
------------	----------	----------	--	------------	-------------	----------

AVAILABLE OPTIONS

ACRYLIC BATHTUB COLORS

Standard Colors: Bone | White | Biscuit

Premium Colors: Black | Ive Grey | Sandbar \$ 1,160

Matte Finish: NET \$ 460

Dual Color Option: \$2,040

MODEL/COLOR1/COLOR2 (XXX.XXX.XXX)

SURFACES (OUTSIDE ONLY)

Faux Metallic:

Galvanized [GAL] | Weathered Nickel [WN] \$ 3,150

Metallic: Polished Nickel [PN] \$ 15,750

MODEL/METAL/COLOR (XXX.XXX.XXX)

EXPORT CRATE | FRT.EXPCRT NET \$ 130

EXTRA HIGH DENSITY | HI.DEN \$ 630

GRAB BARS (Pair)

Standard Grab Bars | GRA.BAR-XXX

Group 1 - PC or PB \$ 420

Group 2 - AB, BB, SB, BC, PN, SN, BN \$ 545

Group 2 - GOL & Other finishes \$ 740

Universal Grab Bars | UGB-XXX

Group 1 - PC or PB \$ 450

Group 2 - AB, BB, SB, BC, PN, SN, BN \$ 580

Group 3 - GOL & Other finishes \$ 760

HEATED BACKREST INCLUDED ON Thermal Air

HYDRO BLANKET | BLA.HEA-X

2 Zones \$ 1,160 4 Zones \$ 1,620

3 Zones \$ 1,450 5 Zones \$ 1,830

HYDRO COAT | HYC.COA \$ 290

HYDRO EXPRESS QUICK SHIP
 69.104-HYD.EXP NET \$ 130

HYDROZONE INCLUDED ON Thermal Air

LIGHTING

LED Bath Light Chromotherapy System | LIG.LED \$ 630

MOLDED ARMRESTS (Per Pair) | ARM.MOL-X \$ 130
 Some molded armrests add an interior detail line to the bathtub

PADDED HEADREST PILLOW | 41.128 \$ 130
 (Available in black only)

INTEGRAL W/O (Std. Round) | INT.XXX Included
 WHI, BIS, PC, PB, PN, BC, SB, SN, ORB, PE
 GOLD FINISH UPGRADE \$ 460

LINEAR INTEGRAL W/O | LWO.XXX NO UPCHARGE
 (must specify on PO)

ISLAND TUB DRAIN | ITD.XXX
 ABS, PVC | ITD.ABS | ITD.PVC \$ 325
 Cast Iron | ITD.CST \$ 395

LCD TEMP. READOUT KEYPAD | LCD.UPG \$ 475
 (must have a keypad controlled system to purchase)

REMOTE CONTROL SYSTEM \$ 580
 (must have system to purchase)

LILIANA I, II, III, IV

66"L x 42"W x 23"D

Must specify lip height when ordering



MODEL / PRICING

LIL6642ATO	Tub Only	\$ 3,070	LIL6642ATA	Thermal Air	\$ 5,360
LIL6642AWP	Whirlpool (8)	\$ 5,240	LIL6642ACO	Combo System	\$ 7,170

AVAILABLE OPTIONS

ACRYLIC BATHTUB COLORS

Standard Colors: Bone | White | Biscuit

Premium Colors: Black | Ice Grey | Sandbar \$ 410

Matte Finish: NET \$ 460

BACK MASSEUSE SYSTEMS Additional finishes on page 15

System I - Manual Control | BAC.MA1-XXX \$ 690

System II - Electronic Control (TA) | BAC.MA2-XXX \$ 2,200

System III - Electronic Control (WP or CO) \$ 1,390

EXPORT CRATE | FRT.EXPCRT NET \$ 130

EXTRA HIGH DENSITY | HI.DEN \$ 630

GRAB BARS (Pair) Additional finishes on page 15

Standard Grab Bars | GRA.BAR-XXX Group 1 - PC or PB \$ 420

Universal Grab Bars | UGB-XXX Group 1 - PC or PB \$ 450

HYDRO BLANKET | BLA.HEA-X

2 Zones \$ 1,160 4 Zones \$ 1,620

3 Zones \$ 1,450

HYDRO COAT | HYC.COA \$ 290

HYDRO EXPRESS QUICK SHIP NET \$ 130

69.104-HYD.EXP

HYDRO FUSION

Hydro Fusion (Tub Only) | 29.102 \$ 760

Hydro Fusion with Ozone (Tub Only) | 29.103 \$ 1,030

Hydro Fusion (Thermal Air) | 29.107 \$ 1,150

HYDRO INDULGE | HYD.IND \$ 2,520

HYDROZONE UV COMBO SYSTEM | OZUV.XXX

110 V | OZUV.110 \$ 890

220 V | OZUV.220 \$ 890

INLINE HEATER (Whirlpool & Combo systems only)

12.50 Amps 1.5 KW - 110V | 27.100 \$ 620

6.25 Amps 1.5 KW - 220V | 27.101 \$ 670

6.00 Amps 0.75 KW | 27.103 \$ 555

(no dedicated GFI required for 6.00 Amp)

JETS For additional finishes go to page 15

Add. Jumbo Jet (JET.JJ-XX) & Rotating Jets (JET.JR-XX)

Group 1 - PC or PB \$ 220

Add. Standard (JET.STD-XX) & Swirling Jets (JET.SWI-XX)

Group 1 - PC or PB \$ 210

Jumbo Jets (JUP.JJ-XX) & Rotating Jets Upgrade (JUP.JR-XX) \$ 95

Micro Therapy Jet | MTJ.XXX

BIS, BLA, BON, SIL, WHI \$ 170

Swirling Jet Upgrade | JUP.SWI-XX \$ 60

JET PLATING For jet plating options go to page 16

CUSTOM JET LOCATIONS | 69.116-CUS.JET No Charge

LIGHTING

LED Bath Light Chromotherapy System | LIG.LED \$ 630

LOW WATER PROTECTION (Includes 30 minute timer)

110V | LOW.WAT-110 \$ 325

220V | LOW.WAT-220 \$ 350

MICRO MOUNT | 69.140MCREDG \$ 120

MOLDED ARMRESTS (Per Pair) | ARM.MOL-X \$ 130

Some molded armrests add an interior detail line to the bathtub

NECK MASSEUSE JET PILLOW | PIL.NEC-XX \$ 650

Available in black, bone and white.

PADDED HEADREST PILLOW | 41.128 \$ 130

(Available in black only)

PUMPS

Custom Pump Locations | 69.116-CUS.PMP No Charge

Pump Upgrades | PMP.UP \$ 275

(110V to 220V ON 2.25 H.P. only)

WASTE & OVERFLOW | WOV.XX For finishes go to page 17

INTEGRAL W/O (Std. Round) | IWO.XX \$ 325

LINEAR INTEGRAL W/O | LWO-XXX \$ 325

LCD TEMP. READOUT KEYPAD | LCD.UPG \$ 475

(must have a keypad controlled system to purchase)

REMOTE CONTROL SYSTEM \$ 580

(must have system to purchase)

LORRAINE I, II, III, IV

60"L x 42"W x 22"D

74"L x 44"W x 22"D

Must specify lip height when ordering



MODEL / PRICING

LOR6042ATO	Tub Only	\$ 3,015	LOR7444ATO	Tub Only	\$ 3,140
LOR6042AWP	Whirlpool (8)	\$ 5,070	LOR7444AWP	Whirlpool (8)	\$ 5,430
LOR6042ATA	Thermal Air	\$ 5,250	LOR7444ATA	Thermal Air	\$ 5,670
LOR6042ACO	Combo System	\$ 7,145	LOR7444ACO	Combo System	\$ 7,300

AVAILABLE OPTIONS

ACRYLIC BATHTUB COLORS

Standard Colors: Bone | White | Biscuit

Premium Colors: Black | Ice Grey | Sandbar

Matte Finish: \$ 410 NET \$ 460

BACK MASSEUSE SYSTEMS

Additional finishes on page 15

System I - Manual Control | BAC.MA1-XXX \$ 690

System II - Electronic Control (TA) | BAC.MA2-XXX \$ 2,200

System III - Electronic Control (WP or CO) \$ 1,390

EXPORT CRATE | FRT.EXPCRT NET \$ 130

EXTRA HIGH DENSITY | HI.DEN \$ 630

GRAB BARS (Pair)

Additional finishes on page 15

Standard Grab Bars | GRA.BAR-XXX

Group 1 - PC or PB \$ 420

Universal Grab Bars | UGB-XXX

Group 1 - PC or PB \$ 450

HYDRO BLANKET

| BLA.HEA-X

2 Zones \$ 1,160 4 Zones \$ 1,620

3 Zones \$ 1,450

HYDRO COAT | HYC.COA \$ 290

HYDRO EXPRESS QUICK SHIP

69.104-HYD.EXP NET \$ 130

HYDRO FUSION

Hydro Fusion (Tub Only) | 29.102 \$ 760

Hydro Fusion with Ozone (Tub Only) | 29.103 \$ 1,030

Hydro Fusion (Thermal Air) | 29.107 \$ 1,150

HYDRO INDULGE | HYD.IND \$ 2,520

HYDROZONE UV COMBO SYSTEM

| OZUV.XXX

110 V | OZUV.110 \$ 890

220 V | OZUV.220 \$ 890

INLINE HEATER

(Whirlpool & Combo systems only)

12.50 Amps 1.5 KW - 110V | 27.100 \$ 620

6.25 Amps 1.5 KW - 220V | 27.101 \$ 670

6.00 Amps 0.75 KW | 27.103 \$ 555

(no dedicated GFI required for 6.00 Amp)

JETS

For additional finishes go to page 15

Add. Jumbo Jet (JET.JJ-XX) & **Rotating Jets** (JET.JR-XX)

Group 1 - PC or PB \$ 220

Add. Standard (JET.STD-XX) & **Swirling Jets** (JET.SWI-XX)

Group 1 - PC or PB \$ 210

Jumbo Jets (JUP.JJ-XX) & **Rotating Jets Upgrade** (JUP.JR-XX) \$ 95

Micro Therapy Jet | MTJ.XXX

BIS, BLA, BON, SIL, WHI \$ 170

Swirling Jet Upgrade | JUP.SWI-XX \$ 60

JET PLATING

For jet plating options go to page 16

CUSTOM JET LOCATIONS | 69.116-CUS.JET No Charge

LIGHTING

LED Bath Light Chromotherapy System | LIG.LED \$ 630

LOW WATER PROTECTION

(Includes 30 minute timer)

110V | LOW.WAT-110 \$ 325

220V | LOW.WAT-220 \$ 350

MICRO MOUNT | 69.140MCREDG \$ 120

MOLDED ARMRESTS (Per Pair) | ARM.MOL-X \$ 130

Some molded armrests add an interior detail line to the bathtub

NECK MASSEUSE JET PILLOW | PIL.NEC-XX \$ 650

Available in black, bone and white.

PADDED HEADREST PILLOW | 41.128 \$ 130

(Available in black only)

PUMPS

Custom Pump Locations | 69.116-CUS.PMP No Charge

Pump Upgrades | PMP.UP \$ 275

(110V to 220V ON 2.25 H.P. only)

WASTE & OVERFLOW

| WOV.XX For finishes go to page 17

INTEGRAL W/O (Std. Round) | IWO.XX \$ 325

LINEAR INTEGRAL W/O | LWO-XXX \$ 325

LCD TEMP. READOUT KEYPAD | LCD.UPG \$ 475

(must have a keypad controlled system to purchase)

REMOTE CONTROL SYSTEM \$ 580

(must have system to purchase)

*The addition of multiple options could impact the equipment fitting inside the perimeter of the tub.

LUCY

66"L x 36"W x 20"D - end drain

72"L x 36"W x 20"D - end drain

W/O Included

Foam fill sound insulator included

Remote blower required for Thermal Air system



MODEL / PRICING

LUC6636ATO	Tub Only	\$ 4,515	LUC7236ATO	Tub Only	\$ 4,630
LUC6636ATA	Thermal Air	\$ 6,425	LUC7236ATA	Thermal Air	\$ 6,540

AVAILABLE OPTIONS

ACRYLIC BATHTUB COLORS

Standard Colors: Bone | White | Biscuit

Premium Colors: Black | Ice Grey | Sandbar \$ 1,160

Matte Finish: NET \$ 460

Dual Color Option: \$2,040

MODEL/COLOR1/COLOR2 (XXX.XXX.XXX)

SURFACES (OUTSIDE ONLY)

Faux Metallic:

Galvanized [GAL] | Weathered Nickel [WN] \$ 3,150

Metallic: Polished Nickel [PN] \$ 15,750

MODEL/METAL/COLOR (XXX.XXX.XXX)

EXPORT CRATE | FRT.EXPCRT NET \$ 130

EXTRA HIGH DENSITY | HI.DEN \$ 630

GRAB BARS (Pair)

Standard Grab Bars | GRA.BAR-XXX

Group 1 - PC or PB \$ 420

Group 2 - AB, BB, SB, BC, PN, SN, BN \$ 545

Group 2 - GOL & Other finishes \$ 740

Universal Grab Bars | UGB-XXX

Group 1 - PC or PB \$ 450

Group 2 - AB, BB, SB, BC, PN, SN, BN \$ 580

Group 3 - GOL & Other finishes \$ 760

HEATED BACKREST INCLUDED ON Thermal Air

HYDRO BLANKET | BLA.HEA-X

2 Zones \$ 1,160 4 Zones \$ 1,620

3 Zones \$ 1,450 5 Zones \$ 1,830

HYDRO COAT | HYC.COA \$ 290

HYDRO EXPRESS QUICK SHIP

69.104-HYD.EXP NET \$ 130

HYDROZONE INCLUDED ON Thermal Air

LIGHTING

LED Bath Light Chromotherapy System | LIG.LED \$ 630

MOLDED ARMRESTS (Per Pair) | ARM.MOL-X \$ 130

Some molded armrests add an interior detail line to the bathtub

PADDED HEADREST PILLOW | 41.128 \$ 130

(Available in black only)

INTEGRAL W/O (Std. Round) | INT.XXX Included

WHI, BIS, PC, PB, PN, BC, SB, SN, ORB, PE

GOLD FINISH UPGRADE \$ 460

LINEAR INTEGRAL W/O | LWO.XXX NO UPCHARGE

(must specify on PO)

ISLAND TUB DRAIN | ITD.XXX

ABS, PVC | ITD.ABS | ITD.PVC \$ 325

Cast Iron | ITD.CST \$ 395

LCD TEMP. READOUT KEYPAD | LCD.UPG \$ 475

(must have a keypad controlled system to purchase)

REMOTE CONTROL SYSTEM \$ 580

(must have system to purchase)

MAKYLA

75"L x 48"W x 21"D
Includes armrests and seats



MODEL / PRICING

MAK7548ATO	Tub Only	\$ 3,740	MAK7548ATA	Thermal Air	\$ 7,140
MAK7548AWP	Whirlpool (8)	\$ 6,875	MAK7548ACO	Combo System	\$ 8,730

AVAILABLE OPTIONS

ACRYLIC BATHTUB COLORS

Standard Colors: Bone | White | Biscuit
Premium Colors: Black | Ice Grey | Sandbar \$ 410
Matte Finish: NET \$ 460

BACK MASSEUSE SYSTEMS Additional finishes on page 15
System I - Manual Control | BAC.MA1-XXX \$ 690
System II - Electronic Control (TA) | BAC.MA2-XXX \$ 2,200
System III - Electronic Control (WP or CO) \$ 1,390

EXPORT CRATE | FRT.EXPCRT NET \$ 130

EXTRA HIGH DENSITY | HI.DEN \$ 630

GRAB BARS (Pair) Additional finishes on page 15
Standard Grab Bars | GRA.BAR-XXX
 Group 1 - PC or PB \$ 420
Universal Grab Bars | UGB-XXX
 Group 1 - PC or PB \$ 450

HYDRO BLANKET | BLA.HEA-X
 2 Zones \$ 1,160 4 Zones \$ 1,620
 3 Zones \$ 1,450

HYDRO COAT | HYC.COA \$ 290

HYDRO EXPRESS QUICK SHIP
 69.104-HYD.EXP NET \$ 130

HYDRO FUSION
Hydro Fusion (Tub Only) | 29.102 \$ 760
Hydro Fusion with Ozone (Tub Only) | 29.103 \$ 1,030
Hydro Fusion (Thermal Air) | 29.107 \$ 1,150

HYDRO INDULGE | HYD.IND \$ 2,520

HYDROZONE UV COMBO SYSTEM | OZUV.XXX
 110 V | OZUV.110 \$ 890
 220 V | OZUV.220 \$ 890

INLINE HEATER (Whirlpool & Combo systems only)
 12.50 Amps 1.5 KW - 110V | 27.100 \$ 620
 6.25 Amps 1.5 KW - 220V | 27.101 \$ 670
 6.00 Amps 0.75 KW | 27.103 \$ 555
 (no dedicated GFI required for 6.00 Amp)

JETS For additional finishes go to page 15
Add. Jumbo Jet (JET.JJ-XX) & **Rotating Jets** (JET.JR-XX)
 Group 1 - PC or PB \$ 220
Add. Standard (JET.STD-XX) & **Swirling Jets** (JET.SWI-XX)
 Group 1 - PC or PB \$ 210
Jumbo Jets (JUP.JJ-XX) & **Rotating Jets Upgrade** (JUP.JR-XX) \$ 95
Micro Therapy Jet | MTJ.XXX
 BIS, BLA, BON, SIL, WHI \$ 170
Swirling Jet Upgrade | JUP.SWI-XX \$ 60

JET PLATING For jet plating options go to page 16
CUSTOM JET LOCATIONS | 69.116-CUS.JET No Charge

LIGHTING
LED Bath Light Chromotherapy System | LIG.LED \$ 630

LOW WATER PROTECTION (Includes 30 minute timer)
 110V | LOW.WAT-110 \$ 325
 220V | LOW.WAT-220 \$ 350

MICRO MOUNT | 69.140MCREDG \$ 120

PUMPS
Custom Pump Locations | 69.116-CUS.PMP No Charge
Pump Upgrades | PMP.UP \$ 275
 (110V to 220V ON 2.25 H.P. only)

TILE FLANGES | FLA.MO-X \$ 190

WASTE & OVERFLOW | WOV.XX For finishes go to page 17

INTEGRAL W/O (Std. Round) | IWO.XX \$ 325

LINEAR INTEGRAL W/O | LWO-XXX \$ 325

LCD TEMP. READOUT KEYPAD | LCD.UPG \$ 475
 (must have a keypad controlled system to purchase)

REMOTE CONTROL SYSTEM \$ 580
 (must have system to purchase)

*The addition of multiple options could impact the equipment fitting inside the perimeter of the tub.

MALIA

60"L x 32"W x 21"D
60"L x 42"W x 21"D



MODEL / PRICING

MAL6032ATO	Tub Only	\$ 2,200	MAL6042ATO	Tub Only	\$ 2,230
MAL6032AWP	Whirlpool (6)	\$ 3,925	MAL6042AWP	Whirlpool (6)	\$ 4,020
MAL6032ATA	Thermal Air	\$ 4,405	MAL6042ATA	Thermal Air	\$ 4,525
MAL6032ACO	Combo System	\$ 6,180	MAL6042ACO	Combo System	\$ 6,225

AVAILABLE OPTIONS

ACRYLIC BATHTUB COLORS

Standard Colors: Bone | White | Biscuit
Premium Colors: Black | Ice Grey | Sandbar \$ 410
Matte Finish: NET \$ 460

BACK MASSEUSE SYSTEMS Additional finishes on page 15
System I - Manual Control | BAC.MA1-XXX \$ 690
System II - Electronic Control (TA) | BAC.MA2-XXX \$ 2,200
System III - Electronic Control (WP or CO) \$ 1,390

EXPORT CRATE | FRT.EXPCRT NET \$ 130

EXTRA HIGH DENSITY | HI.DEN \$ 630

GRAB BARS (Pair) Additional finishes on page 15
Standard Grab Bars | GRA.BAR-XXX
Group 1 - PC or PB \$ 420
Universal Grab Bars | UGB-XXX
Group 1 - PC or PB \$ 450

HYDRO BLANKET | BLA.HEA-X
2 Zones \$ 1,160 4 Zones \$ 1,620
3 Zones \$ 1,450 5 Zones \$ 1,830

HYDRO COAT | HYC.COA \$ 290

HYDRO EXPRESS QUICK SHIP
69.104-HYD.EXP NET \$ 130

HYDRO FUSION
Hydro Fusion (Tub Only) | 29.102 \$ 760
Hydro Fusion with Ozone (Tub Only) | 29.103 \$ 1,030
Hydro Fusion (Thermal Air) | 29.107 \$ 1,150

HYDRO INDULGE | HYD.IND \$ 2,520

HYDROZONE UV COMBO SYSTEM | OZUV.XXX
110 V | OZUV.110 \$ 890
220 V | OZUV.220 \$ 890

INLINE HEATER (Whirlpool & Combo systems only)
12.50 Amps 1.5 KW - 110V | 27.100 \$ 620
6.25 Amps 1.5 KW - 220V | 27.101 \$ 670
6.00 Amps 0.75 KW | 27.103 \$ 555
(no dedicated GFI required for 6.00 Amp)

JETS For additional finishes go to page 15
Add. Jumbo Jet (JET.JJ-XX) & **Rotating Jets** (JET.JR-XX)
Group 1 - PC or PB \$ 220
Add. Standard (JET.STD-XX) & **Swirling Jets** (JET.SWI-XX)
Group 1 - PC or PB \$ 210
Jumbo Jets (JUP.JJ-XX) & **Rotating Jets Upgrade** (JUP.JR-XX) \$ 95
Micro Therapy Jet | MTJ.XXX
BIS, BLA, BON, SIL, WHI \$ 170
Swirling Jet Upgrade | JUP.SWI-XX \$ 60

JET PLATING For jet plating options go to page 16

CUSTOM JET LOCATIONS | 69.116-CUS.JET No Charge

LIGHTING
LED Bath Light Chromotherapy System | LIG.LED \$ 630

LOW WATER PROTECTION (Includes 30 minute timer)
110V | LOW.WAT-110 \$ 325
220V | LOW.WAT-220 \$ 350

MICRO MOUNT | 69.140MCREDG \$ 120

MOLDED ARMRESTS (Per Pair) | ARM.MOL-X \$ 130
Some molded armrests add an interior detail line to the bathtub

NECK MASSEUSE JET PILLOW | PIL.NEC-XX \$ 650
Available in black, bone and white.

PADDED HEADREST PILLOW | 41.128 \$ 130
(Available in black only)

PUMPS
Custom Pump Locations | 69.116-CUS.PMP No Charge
Pump Upgrades | PMP.UP \$ 275
(110V to 220V ON 2.25 H.P. only)

WASTE & OVERFLOW | WOV.XX For finishes go to page 17

INTEGRAL W/O (Std. Round) | IWO.XX \$ 325

LCD TEMP. READOUT KEYPAD | LCD.UPG \$ 475
(must have a keypad controlled system to purchase)

REMOTE CONTROL SYSTEM \$ 580
(must have system to purchase)

MARISSA

70"L x 40"W x 25"D

Includes lumbar support

Available as freestanding model, see Lauren page 62



MODEL / PRICING

MRS7040ATO	Tub Only	\$ 3,080	MRS7040ATA	Thermal Air	\$ 5,555
MRS7040AWP	Whirlpool (6)	\$ 5,320	MRS7040ACO	Combo System	\$ 7,155

AVAILABLE OPTIONS

ACRYLIC BATHTUB COLORS

Standard Colors: Bone | White | Biscuit
Premium Colors: Black | Ice Grey | Sandbar \$ 410
Matte Finish: NET \$ 460

BACK MASSEUSE SYSTEMS Additional finishes on page 15

System I - Manual Control | BAC.MA1-XXX \$ 690
System II - Electronic Control (TA) | BAC.MA2-XXX \$ 2,200
System III - Electronic Control (WP or CO) \$ 1,390

EXPORT CRATE | FRT.EXPCRT NET \$ 130

EXTRA HIGH DENSITY | HI.DEN \$ 630

GRAB BARS (Pair) Additional finishes on page 15

Standard Grab Bars | GRA.BAR-XXX \$ 420
 Group 1 - PC or PB
Universal Grab Bars | UGB-XXX \$ 450
 Group 1 - PC or PB

HYDRO BLANKET | BLA.HEA-X
 2 Zones \$ 1,160 4 Zones \$ 1,620
 3 Zones \$ 1,450 5 Zones \$ 1,830

HYDRO COAT | HYC.COA \$ 290

HYDRO EXPRESS QUICK SHIP
 69.104-HYD.EXP NET \$ 130

HYDRO FUSION

Hydro Fusion (Tub Only) | 29.102 \$ 760
Hydro Fusion with Ozone (Tub Only) | 29.103 \$ 1,030
Hydro Fusion (Thermal Air) | 29.107 \$ 1,150

HYDRO INDULGE | HYD.IND \$ 2,520

HYDROZONE UV COMBO SYSTEM | OZUV.XXX

110 V | OZUV.110 \$ 890
 220 V | OZUV.220 \$ 890

INLINE HEATER (Whirlpool & Combo systems only)

12.50 Amps 1.5 KW - 110V | 27.100 \$ 620
 6.25 Amps 1.5 KW - 220V | 27.101 \$ 670
 6.00 Amps 0.75 KW | 27.103 \$ 555

(no dedicated GFI required for 6.00 Amp)

JETS For additional finishes go to page 15

Add. Jumbo Jet (JET.JJ-XX) & **Rotating Jets** (JET.JR-XX)
 Group 1 - PC or PB \$ 220

Add. Standard (JET.STD-XX) & **Swirling Jets** (JET.SWI-XX)
 Group 1 - PC or PB \$ 210

Jumbo Jets (JUP.JJ-XX) & **Rotating Jets Upgrade** (JUP.JR-XX) \$ 95

Micro Therapy Jet | MTJ.XXX
 BIS, BLA, BON, SIL, WHI \$ 170
Swirling Jet Upgrade | JUP.SWI-XX \$ 60

JET PLATING For jet plating options go to page 16

CUSTOM JET LOCATIONS | 69.116-CUS.JET No Charge

LIGHTING

LED Bath Light Chromotherapy System | LIG.LED \$ 630

LOW WATER PROTECTION (Includes 30 minute timer)
 110V | LOW.WAT-110 \$ 325
 220V | LOW.WAT-220 \$ 350

MICRO MOUNT | 69.140MCREDDG \$ 120

MOLDED ARMRESTS (Per Pair) | ARM.MOL-X \$ 130
 Some molded armrests add an interior detail line to the bathtub

NECK MASSEUSE JET PILLOW | PIL.NEC-XX \$ 650
 Available in black, bone and white.

PADDED HEADREST PILLOW | 41.128 \$ 130
 (Available in black only)

PUMPS

Custom Pump Locations | 69.116-CUS.PMP No Charge
Pump Upgrades | PMP.UP \$ 275
 (110V to 220V ON 2.25 H.P. only)

WASTE & OVERFLOW | WOV.XX For finishes go to page 17

INTEGRAL W/O (Std. Round) | IWO.XX \$ 325

LCD TEMP. READOUT KEYPAD | LCD.UPG \$ 475
 (must have a keypad controlled system to purchase)

REMOTE CONTROL SYSTEM \$ 580
 (must have system to purchase)

MARLIE

60"L x 30"W x 20"D

60"L x 32"W x 20"D

60"L x 36"W x 20"D

66"L x 32"W x 20"D

66"L x 36"W x 20"D

Hidden end drain cover

Available as freestanding model, see Lexie page 63



MODEL / PRICING

MRL6030ATO Tub Only	\$ 2,470	MRL6036ATO Tub Only	\$ 2,560	MRL6636ATO Tub Only	\$ 2,685
MRL6030AWP Whirlpool (6)	\$ 4,940	MRL6036AWP Whirlpool (6)	\$ 5,035	MRL6636AWP Whirlpool (6)	\$ 5,075
MRL6030ATA Thermal Air	\$ 5,100	MRL6036ATA Thermal Air	\$ 5,190	MRL6636ATA Thermal Air	\$ 5,245
MRL6030ACO Combo System	\$ 6,835	MRL6036ACO Combo System	\$ 6,935	MRL6636ACO Combo System	\$ 6,990
MRL6032ATO Tub Only	\$ 2,500	MRL6632ATO Tub Only	\$ 2,575		
MRL6032AWP Whirlpool (6)	\$ 4,965	MRL6632AWP Whirlpool (6)	\$ 5,010		
MRL6032ATA Thermal Air	\$ 5,130	MRL6632ATA Thermal Air	\$ 5,170		
MRL6032ACO Combo System	\$ 6,870	MRL6632ACO Combo System	\$ 6,915		

AVAILABLE OPTIONS

ACRYLIC BATHTUB COLORS

Standard Colors: Bone | White | Biscuit

Premium Colors: Black | Ice Grey | Sandbar \$ 410
Matte Finish: NET \$ 460

BACK MASSEUSE SYSTEMS Additional finishes on page 15

System I - Manual Control | BAC.MA1-XXX \$ 690

System II - Electronic Control (TA) | BAC.MA2-XXX \$ 2,200

System III - Electronic Control (WP or CO) \$ 1,390

EXPORT CRATE | FRT.EXPCRT NET \$ 130

EXTRA HIGH DENSITY | HI.DEN \$ 630

GRAB BARS (Pair) Additional finishes on page 15

Standard Grab Bars | GRA.BAR-XXX

Group 1 - PC or PB \$ 420

Universal Grab Bars | UGB-XXX

Group 1 - PC or PB \$ 450

HYDRO BLANKET | BLA.HEA-X

2 Zones \$ 1,160 4 Zones \$ 1,620

3 Zones \$ 1,450 5 Zones \$ 1,830

HYDRO COAT | HYC.COA \$ 290

HYDRO EXPRESS QUICK SHIP

69.104-HYD.EXP NET \$ 130

HYDRO FUSION

Hydro Fusion (Tub Only) | 29.102 \$ 760

Hydro Fusion with Ozone (Tub Only) | 29.103 \$ 1,030

Hydro Fusion (Thermal Air) | 29.107 \$ 1,150

HYDRO INDULGE | HYD.IND \$ 2,520

HYDROZONE UV COMBO SYSTEM | OZUV.XXX

110 V | OZUV.110 \$ 890

220 V | OZUV.220 \$ 890

INLINE HEATER (Whirlpool & Combo systems only)

12.50 Amps 1.5 KW - 110V | 27.100 \$ 620

6.25 Amps 1.5 KW - 220V | 27.101 \$ 670

6.00 Amps 0.75 KW | 27.103 \$ 555

(no dedicated GFI required for 6.00 Amp)

JETS For additional finishes go to page 15

Add. Jumbo Jet (JET.JJ-XX) & Rotating Jets (JET.JR-XX)

Group 1 - PC or PB \$ 220

Add. Standard (JET.STD-XX) & Swirling Jets (JET.SWI-XX)

Group 1 - PC or PB \$ 210

Jumbo Jets (JUP.JJ-XX) & Rotating Jets Upgrade (JUP.JR-XX) \$ 95

Micro Therapy Jet | MTJ.XXX

BIS, BLA, BON, SIL, WHI \$ 170

Swirling Jet Upgrade | JUP.SWI-XX \$ 60

JET PLATING For jet plating options go to page 16

CUSTOM JET LOCATIONS | 69.116-CUS.JET No Charge

LIGHTING

LED Bath Light Chromotherapy System | LIG.LED \$ 630

LOW WATER PROTECTION (Includes 30 minute timer)

110V | LOW.WAT-110 \$ 325

220V | LOW.WAT-220 \$ 350

MICRO MOUNT | 69.140MCREDG \$ 120

MOLDED ARMRESTS (Per Pair) | ARM.MOL-X \$ 130

Some molded armrests add an interior detail line to the bathtub

NECK MASSEUSE JET PILLOW | PIL.NEC-XX \$ 650

Available in black, bone and white.

PUMPS

Custom Pump Locations | 69.116-CUS.PMP No Charge

Pump Upgrades | PMP.UP \$ 275

(110V to 220V ON 2.25 H.P. only)

SKIRTS For skirt options go to pages 16-17

TILE FLANGES | FLA.MO-X \$ 190

WASTE & OVERFLOW | WOV.XX For finishes go to page 17

LINEAR INTEGRAL W/O | LWO-XXX \$ 325

LCD TEMP. READOUT KEYPAD | LCD.UPG \$ 475

(must have a keypad controlled system to purchase)

REMOTE CONTROL SYSTEM \$ 580

(must have system to purchase)

MELLENIE

70"L x 36"W x 22"H

Available as freestanding model, see Davinci page 32



MODEL / PRICING

MEN7036ATO	Tub Only	\$ 2,820	MEN7036ATA	Thermal Air	\$ 5,555
MEN7036AWP	Whirlpool (6)	\$ 5,250	MEN7036ACO	Combo System	\$ 7,300

AVAILABLE OPTIONS

ACRYLIC BATHTUB COLORS

Standard Colors: Bone White Biscuit	
Premium Colors: Black Ice Grey Sandbar	\$ 410
Matte Finish:	NET \$ 460

BACK MASSEUSE SYSTEMS Additional finishes on page 15

System I - Manual Control BAC.MA1-XXX	\$ 690
System II - Electronic Control (TA) BAC.MA2-XXX	\$ 2,200
System III - Electronic Control (WP or CO)	\$ 1,390

EXPORT CRATE FRT.EXPCRT	NET \$ 130
----------------------------------	------------

EXTRA HIGH DENSITY HI.DEN	\$ 630
------------------------------------	--------

GRAB BARS (Pair) Additional finishes on page 15

Standard Grab Bars GRA.BAR-XXX	
Group 1 - PC or PB	\$ 420
Universal Grab Bars UGB-XXX	
Group 1 - PC or PB	\$ 450

HYDRO BLANKET BLA.HEA-X			
2 Zones	\$ 1,160	4 Zones	\$ 1,620
3 Zones	\$ 1,450		

HYDRO COAT HYC.COA	\$ 290
-----------------------------	--------

HYDRO EXPRESS QUICK SHIP	
69.104-HYD.EXP	NET \$ 130

HYDRO FUSION	
Hydro Fusion (Tub Only) 29.102	\$ 760
Hydro Fusion with Ozone (Tub Only) 29.103	\$ 1,030
Hydro Fusion (Thermal Air) 29.107	\$ 1,150

HYDRO INDULGE HYD.IND	\$ 2,520
--------------------------------	----------

HYDROZONE UV COMBO SYSTEM OZUV.XXX	
110 V OZUV.110	\$ 890
220 V OZUV.220	\$ 890

INLINE HEATER (Whirlpool & Combo systems only)	
12.50 Amps 1.5 KW - 110V 27.100	\$ 620
6.25 Amps 1.5 KW - 220V 27.101	\$ 670
6.00 Amps 0.75 KW 27.103	\$ 555
(no dedicated GFI required for 6.00 Amp)	

JETS For additional finishes go to page 15

Add. Jumbo Jet (JET.JJ-XX) & Rotating Jets (JET.JR-XX)	
Group 1 - PC or PB	\$ 220
Add. Standard (JET.STD-XX) & Swirling Jets (JET.SWI-XX)	
Group 1 - PC or PB	\$ 210
Jumbo Jets (JUP.JJ-XX) & Rotating Jets Upgrade	\$ 95
(JUP.JR-XX)	
Micro Therapy Jet MTJ.XXX	
BIS, BLA, BON, SIL, WHI	\$ 170
Swirling Jet Upgrade JUP.SWI-XX	\$ 60

JET PLATING For jet plating options go to page 16

CUSTOM JET LOCATIONS 69.116-CUS.JET	No Charge
--	-----------

LIGHTING

LED Bath Light Chromotherapy System LIG.LED	\$ 630
--	--------

LOW WATER PROTECTION (Includes 30 minute timer)	
110V LOW.WAT-110	\$ 325
220V LOW.WAT-220	\$ 350

MICRO MOUNT 69.140MCREDG	\$ 120
-----------------------------------	--------

NECK MASSEUSE JET PILLOW PIL.NEC-XX	\$ 650
Available in black, bone and white.	

PADDED HEADREST PILLOW 41.128	\$ 130
(Available in black only)	

PUMPS

Custom Pump Locations 69.116-CUS.PMP	No Charge
Pump Upgrades PMP.UP	\$ 275
(110V to 220V ON 2.25 H.P. only)	

TILE FLANGES FLA.MO-X	\$ 190
--------------------------------	--------

WASTE & OVERFLOW | WOV:XX For finishes go to page 17

INTEGRAL W/O (Std. Round) IWO.XX	\$ 325
---	--------

LINEAR INTEGRAL W/O LWO-XXX	\$ 325
--------------------------------------	--------

LCD TEMP. READOUT KEYPAD LCD.UPG	\$ 472
(must have a keypad controlled system to purchase)	

REMOTE CONTROL SYSTEM	\$ 580
(must have system to purchase)	

MELISSA

66"L x 36"W x 20"D
72"L x 36"W x 20"D



MODEL / PRICING

MEL6636ATO	Tub Only	\$ 2,150	MEL7236ATO	Tub Only	\$ 2,250
MEL6636AWP	Whirlpool (6)	\$ 4,575	MEL7236AWP	Whirlpool (8)	\$ 4,835
MEL6636ATA	Thermal Air	\$ 4,745	MEL7236ATA	Thermal Air	\$ 4,845
MEL6636ACO	Combo System	\$ 6,895	MEL7236ACO	Combo System	\$ 7,145

AVAILABLE OPTIONS

ACRYLIC BATHTUB COLORS

Standard Colors: Bone | White | Biscuit
Premium Colors: Black | Ice Grey | Sandbar \$ 410
Matte Finish: NET \$ 460

BACK MASSEUSE SYSTEMS Additional finishes on page 15
System I - Manual Control | BAC.MA1-XXX \$ 690
System II - Electronic Control (TA) | BAC.MA2-XXX \$ 2,200
System III - Electronic Control (WP or CO) \$ 1,390

EXPORT CRATE | FRT.EXPCRT NET \$ 130

EXTRA HIGH DENSITY | HI.DEN \$ 630

GRAB BARS (Pair) Additional finishes on page 15
Standard Grab Bars | GRA.BAR-XXX
Group 1 - PC or PB \$ 420
Universal Grab Bars | UGB-XXX
Group 1 - PC or PB \$ 450

HYDRO BLANKET | BLA.HEA-X
2 Zones \$ 1,160 4 Zones \$ 1,620
3 Zones \$ 1,450 5 Zones \$ 1,830

HYDRO COAT | HYC.COA \$ 290

HYDRO EXPRESS QUICK SHIP
69.104-HYD.EXP NET \$ 130

HYDRO FUSION
Hydro Fusion (Tub Only) | 29.102 \$ 760
Hydro Fusion with Ozone (Tub Only) | 29.103 \$ 1,030
Hydro Fusion (Thermal Air) | 29.107 \$ 1,150

HYDRO INDULGE | HYD.IND \$ 2,520

HYDROZONE UV COMBO SYSTEM | OZUV.XXX
110 V | OZUV.110 \$ 890
220 V | OZUV.220 \$ 890

INLINE HEATER (Whirlpool & Combo systems only)
12.50 Amps 1.5 KW - 110V | 27.100 \$ 620
6.25 Amps 1.5 KW - 220V | 27.101 \$ 670
6.00 Amps 0.75 KW | 27.103 \$ 555
(no dedicated GFI required for 6.00 Amp)

LCD TEMP. READOUT KEYPAD | LCD.UPG \$ 475
(must have a keypad controlled system to purchase)

JETS For additional finishes go to page 15
Add. Jumbo Jet (JET.JJ-XX) & **Rotating Jets** (JET.JR-XX)
Group 1 - PC or PB \$ 220
Add. Standard (JET.STD-XX) & **Swirling Jets** (JET.SWI-XX)
Group 1 - PC or PB \$ 210
Jumbo Jets (JUP.JJ-XX) & **Rotating Jets Upgrade** (JUP.JR-XX) \$ 95
Micro Therapy Jet | MTJ.XXX
BIS, BLA, BON, SIL, WHI \$ 170
Swirling Jet Upgrade | JUP.SWI-XX \$ 60

JET PLATING For jet plating options go to page 16

CUSTOM JET LOCATIONS | 69.116-CUS.JET No Charge

LIGHTING

LED Bath Light Chromotherapy System | LIG.LED \$ 630

LOW WATER PROTECTION (Includes 30 minute timer)
110V | LOW.WAT-110 \$ 325
220V | LOW.WAT-220 \$ 350

MICRO MOUNT | 69.140MCREDG \$ 120

MOLDED ARMRESTS (Per Pair) | ARM.MOL-X \$ 130
Some molded armrests add an interior detail line to the bathtub

NECK MASSEUSE JET PILLOW | PIL.NEC-XX \$ 650
Available in black, bone and white.

PADDED HEADREST PILLOW | 41.128 \$ 130
(Available in black only)

PUMPS

Custom Pump Locations | 69.116-CUS.PMP No Charge
Pump Upgrades | PMP.UP \$ 275
(110V to 220V ON 2.25 H.P. only)

SKIRTS For skirt options go to pages 16-17

TILE FLANGES | FLA.MO-X \$ 190

WASTE & OVERFLOW | WOV.XX For finishes go to page 17

INTEGRAL W/O (Std. Round) | IWO.XX \$ 325

LINEAR INTEGRAL W/O | LWO-XXX \$ 325

REMOTE CONTROL SYSTEM \$ 580
(must have system to purchase)

MICHELANGELO

66"L x 36"W x 23"D - side center drain

70"L x 36"W x 23"D - side center drain

W/O Included

Foam fill sound insulator included

Remote blower required for Thermal Air system



MODEL / PRICING

MMI6636ATO	Tub Only	\$ 8,945
MMI6636ATA	Thermal Air	\$ 11,230

MMI7036ATO	Tub Only	\$ 9,165
MMI7036ATA	Thermal Air	\$ 11,345

AVAILABLE OPTIONS

ACRYLIC BATHTUB COLORS

Standard Colors: Bone | White | Biscuit

Premium Colors: Black | Ice Grey | Sandbar \$ 1,160

Matte Finish: NET \$ 460

Dual Color Option: \$2,040

MODEL/COLOR1/COLOR2 (XXX.XXX.XXX)

SURFACES (OUTSIDE ONLY)

Faux Metallic:

Galvanized [GAL] | Weathered Nickel [WN] \$ 3,150

Metallic: Polished Nickel [PN] \$ 15,750

MODEL/METAL/COLOR (XXX.XXX.XXX)

EXPORT CRATE | FRT.EXPCRT NET \$ 130

GRAB BARS (Pair)

Standard Grab Bars | GRA.BAR-XXX

Group 1 - PC or PB \$ 420

Group 2 - AB, BB, SB, BC, PN, SN, BN \$ 545

Group 2 - GOL & Other finishes \$ 740

Universal Grab Bars | UGB-XXX

Group 1 - PC or PB \$ 450

Group 2 - AB, BB, SB, BC, PN, SN, BN \$ 580

Group 3 - GOL & Other finishes \$ 760

HYDRO BLANKET | BLA.HEA-X

2 Zones \$ 1,160 4 Zones \$ 1,620

3 Zones \$ 1,450 5 Zones \$ 1,830

HYDRO COAT | HYC.COA \$ 290

HYDRO EXPRESS QUICK SHIP
69.104-HYD.EXP NET \$ 130

HYDROZONE INCLUDED ON Thermal Air

LIGHTING

LED Bath Light Chromotherapy System | LIG.LED \$ 630

INTEGRAL W/O (Std. Round) | INT.XXX Included
WHI, BIS, PC, PB, PN, BC, SB, SN, ORB, PE
GOLD FINISH UPGRADE \$ 460

LINEAR INTEGRAL W/O | LWO.XXX NO UPCHARGE
(must specify on PO)

ISLAND TUB DRAIN | ITD.XXX
ABS, PVC | ITD.ABS | ITD.PVC \$ 325
Cast Iron | ITD.CST \$ 395

LCD TEMP. READOUT KEYPAD | LCD.UPG \$ 475
(must have a keypad controlled system to purchase)

REMOTE CONTROL SYSTEM \$ 580
(must have system to purchase)

MONTEREY

60"L x 42"W x 24"D

72"L x 42"W x 24"D

Includes lumbar support



MODEL / PRICING

MON6042ATO	Tub Only	\$ 2,930	MON7242ATO	Tub Only	\$ 3,010
MON6042AWP	Whirlpool (8)	\$ 4,750	MON7242AWP	Whirlpool (8)	\$ 5,310
MON6042ATA	Thermal Air	\$ 5,320	MON7242ATA	Thermal Air	\$ 5,280
MON6042ACO	Combo System	\$ 7,060	MON7242ACO	Combo System	\$ 7,070

AVAILABLE OPTIONS

ACRYLIC BATHTUB COLORS

Standard Colors: Bone | White | Biscuit

Premium Colors: Black | Ice Grey | Sandbar \$ 410

Matte Finish: NET \$ 460

BACK MASSEUSE SYSTEMS Additional finishes on page 15

System I - Manual Control | BAC.MA1-XXX \$ 690

System II - Electronic Control (TA) | BAC.MA2-XXX \$ 2,200

System III - Electronic Control (WP or CO) \$ 1,390

EXPORT CRATE | FRT.EXPCRT NET \$ 130

EXTRA HIGH DENSITY | HI.DEN \$ 630

GRAB BARS (Pair) Additional finishes on page 15

Standard Grab Bars | GRA.BAR-XXX \$ 420

Group 1 - PC or PB \$ 420

Universal Grab Bars | UGB-XXX \$ 450

Group 1 - PC or PB \$ 450

HYDRO BLANKET | BLA.HEA-X
2 Zones \$ 1,160 4 Zones \$ 1,620
3 Zones \$ 1,450

HYDRO COAT | HYC.COA \$ 290

HYDRO EXPRESS QUICK SHIP
69.104-HYD.EXP NET \$ 130

HYDRO FUSION
Hydro Fusion (Tub Only) | 29.102 \$ 760
Hydro Fusion with Ozone (Tub Only) | 29.103 \$ 1,030
Hydro Fusion (Thermal Air) | 29.107 \$ 1,150

HYDRO INDULGE | HYD.IND \$ 2,520

HYDROZONE UV COMBO SYSTEM | OZUV.XXX
110 V | OZUV.110 \$ 890
220 V | OZUV.220 \$ 890

INLINE HEATER (Whirlpool & Combo systems only)
12.50 Amps 1.5 KW - 110V | 27.100 \$ 620
6.25 Amps 1.5 KW - 220V | 27.101 \$ 670
6.00 Amps 0.75 KW | 27.103 \$ 555
(no dedicated GFI required for 6.00 Amp)

JETS For additional finishes go to page 15
Add. Jumbo Jet (JET.JJ-XX) & **Rotating Jets** (JET.JR-XX)

Group 1 - PC or PB \$ 220

Add. Standard (JET.STD-XX) & **Swirling Jets** (JET.SWI-XX)

Group 1 - PC or PB \$ 210

Jumbo Jets (JUP.JJ-XX) & **Rotating Jets Upgrade** (JUP.JR-XX) \$ 95

Micro Therapy Jet | MTJ.XXX
BIS, BLA, BON, SIL, WHI \$ 170

Swirling Jet Upgrade | JUP.SWI-XX \$ 60

JET PLATING For jet plating options go to page 16

CUSTOM JET LOCATIONS | 69.116-CUS.JET No Charge

LIGHTING

LED Bath Light Chromotherapy System | LIG.LED \$ 630

LOW WATER PROTECTION (Includes 30 minute timer)

110V | LOW.WAT-110 \$ 325

220V | LOW.WAT-220 \$ 350

MICRO MOUNT | 69.140MCREDG \$ 120

NECK MASSEUSE JET PILLOW | PIL.NEC-XX \$ 650
Available in black, bone and white.

PADDED HEADREST PILLOW | 41.128 \$ 130
(Available in black only)

PUMPS

Custom Pump Locations | 69.116-CUS.PMP No Charge

Pump Upgrades | PMP.UP \$ 275

(110V to 220V ON 2.25 H.P. only)

TILE FLANGES | FLA.MO-X \$ 190

WASTE & OVERFLOW | WOV.XX For finishes go to page 17

INTEGRAL W/O (Std. Round) | IWO.XX \$ 325

LINEAR INTEGRAL W/O | LWO-XXX \$ 325

LCD TEMP. READOUT KEYPAD | LCD.UPG \$ 475
(must have a keypad controlled system to purchase)

REMOTE CONTROL SYSTEM \$ 580
(must have system to purchase)

MYSTIQUE

78"L x 44"W x 22"D
Includes pillows



MODEL / PRICING

MYS7844ATO	Tub Only	\$ 3,790	MYS7844ATA	Thermal Air	\$ 6,460
MYS7844AWP	Whirlpool (10)	\$ 6,580	MYS7844ACO	Combo System	\$ 8,575

AVAILABLE OPTIONS

ACRYLIC BATHTUB COLORS

Standard Colors: Bone | White | Biscuit
Premium Colors: Black | Ice Grey | Sandbar \$ 410
Matte Finish: NET \$ 460

BACK MASSEUSE SYSTEMS Additional finishes on page 15
System I - Manual Control | BAC.MA1-XXX \$ 690
System II - Electronic Control (TA) | BAC.MA2-XXX \$ 2,200
System III - Electronic Control (WP or CO) \$ 1,390

EXPORT CRATE | FRT.EXPCRT NET \$ 130

EXTRA HIGH DENSITY | HI.DEN \$ 630

GRAB BARS (Pair) Additional finishes on page 15
Standard Grab Bars | GRA.BAR-XXX
 Group 1 - PC or PB \$ 420
Universal Grab Bars | UGB-XXX
 Group 1 - PC or PB \$ 450

HYDRO BLANKET | BLA.HEA-X
 2 Zones \$ 1,160 4 Zones \$ 1,620
 3 Zones \$ 1,450

HYDRO COAT | HYC.COA \$ 290

HYDRO EXPRESS QUICK SHIP
 69.104-HYD.EXP NET \$ 130

HYDRO FUSION
Hydro Fusion (Tub Only) | 29.102 \$ 760
Hydro Fusion with Ozone (Tub Only) | 29.103 \$ 1,030
Hydro Fusion (Thermal Air) | 29.107 \$ 1,150

HYDRO INDULGE | HYD.IND \$ 2,520

HYDROZONE UV COMBO SYSTEM | OZUV.XXX
 110 V | OZUV.110 \$ 890
 220 V | OZUV.220 \$ 890

INLINE HEATER (Whirlpool & Combo systems only)
 12.50 Amps 1.5 KW - 110V | 27.100 \$ 620
 6.25 Amps 1.5 KW - 220V | 27.101 \$ 670
 6.00 Amps 0.75 KW | 27.103 \$ 555
 (no dedicated GFI required for 6.00 Amp)

JETS For additional finishes go to page 15
Add. Jumbo Jet (JET.JJ-XX) & **Rotating Jets** (JET.JR-XX)
 Group 1 - PC or PB \$ 220
Add. Standard (JET.STD-XX) & **Swirling Jets** (JET.SWI-XX)
 Group 1 - PC or PB \$ 210
Jumbo Jets (JUP.JJ-XX) & **Rotating Jets Upgrade** (JUP.JR-XX) \$ 95
Micro Therapy Jet | MTJ.XXX
 BIS, BLA, BON, SIL, WHI \$ 170
Swirling Jet Upgrade | JUP.SWI-XX \$ 60

JET PLATING For jet plating options go to page 16

CUSTOM JET LOCATIONS | 69.116-CUS.JET No Charge

LIGHTING
LED Bath Light Chromatherapy System | LIG.LED \$ 630

LOW WATER PROTECTION (Includes 30 minute timer)
 110V | LOW.WAT-110 \$ 325
 220V | LOW.WAT-220 \$ 350

PUMPS
Custom Pump Locations | 69.116-CUS.PMP No Charge
Pump Upgrades | PMP.UP \$ 275
 (110V to 220V ON 2.25 H.P. only)

WASTE & OVERFLOW | WOV.XX For finishes go to page 17

INTEGRAL W/O (Std. Round) | IWO.XX \$ 325

LINEAR INTEGRAL W/O | LWO-XXX \$ 325

LCD TEMP. READOUT KEYPAD | LCD.UPG \$ 475
 (must have a keypad controlled system to purchase)

REMOTE CONTROL SYSTEM \$ 580
 (must have system to purchase)

NATALIE

78"L x 44"W x 24"D
Includes armrests



MODEL / PRICING

NAT7844ATO	Tub Only	\$ 3,740	NAT7844ATA	Thermal Air	\$ 7,570
NAT7844AWP	Whirlpool (8)	\$ 7,295	NAT7844ACO	Combo System	\$ 9,280

AVAILABLE OPTIONS

ACRYLIC BATHTUB COLORS

Standard Colors: Bone | White | Biscuit
Premium Colors: Black | Ice Grey | Sandbar \$ 410
Matte Finish: NET \$ 460

BACK MASSEUSE SYSTEMS Additional finishes on page 15
System I - Manual Control | BAC.MA1-XXX \$ 690
System II - Electronic Control (TA) | BAC.MA2-XXX \$ 2,200
System III - Electronic Control (WP or CO) \$ 1,390

EXPORT CRATE | FRT.EXPCRT NET \$ 130

EXTRA HIGH DENSITY | HI.DEN \$ 630

GRAB BARS (Pair) Additional finishes on page 15
Standard Grab Bars | GRA.BAR-XXX \$ 420
 Group 1 - PC or PB
Universal Grab Bars | UGB-XXX \$ 450
 Group 1 - PC or PB

HYDRO BLANKET | BLA.HEA-X
 2 Zones \$ 1,160 4 Zones \$ 1,620
 3 Zones \$ 1,450

HYDRO COAT | HYC.COA \$ 290

HYDRO EXPRESS QUICK SHIP
 69.104-HYD.EXP NET \$ 130

HYDRO FUSION
Hydro Fusion (Tub Only) | 29.102 \$ 760
Hydro Fusion with Ozone (Tub Only) | 29.103 \$ 1,030
Hydro Fusion (Thermal Air) | 29.107 \$ 1,150

HYDRO INDULGE | HYD.IND \$ 2,520

HYDROZONE UV COMBO SYSTEM | OZUV.XXX
 110 V | OZUV.110 \$ 890
 220 V | OZUV.220 \$ 890

INLINE HEATER (Whirlpool & Combo systems only)
 12.50 Amps 1.5 KW - 110V | 27.100 \$ 620
 6.25 Amps 1.5 KW - 220V | 27.101 \$ 670
 6.00 Amps 0.75 KW | 27.103 \$ 555
 (no dedicated GFI required for 6.00 Amp)

JETS For additional finishes go to page 15
Add. Jumbo Jet (JET.JJ-XX) & **Rotating Jets** (JET.JR-XX)
 Group 1 - PC or PB \$ 220
Add. Standard (JET.STD-XX) & **Swirling Jets** (JET.SWI-XX)
 Group 1 - PC or PB \$ 210
Jumbo Jets (JUP.JJ-XX) & **Rotating Jets Upgrade** (JUP.JR-XX) \$ 95
Micro Therapy Jet | MTJ.XXX
 BIS, BLA, BON, SIL, WHI \$ 170
Swirling Jet Upgrade | JUP.SWI-XX \$ 60

JET PLATING For jet plating options go to page 16

CUSTOM JET LOCATIONS | 69.116-CUS.JET No Charge

LIGHTING

LED Bath Light Chromotherapy System | LIG.LED \$ 630

LOW WATER PROTECTION (Includes 30 minute timer)
 110V | LOW.WAT-110 \$ 325
 220V | LOW.WAT-220 \$ 350

NECK MASSEUSE JET PILLOW | PIL.NEC-XX \$ 650
 Available in black, bone and white.

PADDED HEADREST PILLOW | 41.128 \$ 130
 (Available in black only)

PUMPS

Custom Pump Locations | 69.116-CUS.PMP No Charge
Pump Upgrades | PMP.UP \$ 275
 (110V to 220V ON 2.25 H.P. only)

WASTE & OVERFLOW | WOV.XX For finishes go to page 17

INTEGRAL W/O (Std. Round) | IWO.XX \$ 325

LINEAR INTEGRAL W/O | LWO-XXX \$ 325

LCD TEMP. READOUT KEYPAD | LCD.UPG \$ 475
 (must have a keypad controlled system to purchase)

REMOTE CONTROL SYSTEM \$ 580
 (must have system to purchase)

NATASHA

66" L x 36" W x 21" D

70" L x 36" W x 24" D

Includes lumbar support

Available as freestanding model, see Rockwell page 86



MODEL / PRICING

NAS6636ATO	Tub Only	\$ 3,070	NAS7036ATO	Tub Only	\$ 3,140
NAS6636AWP	Whirlpool (8)	\$ 5,240	NAS7036AWP	Whirlpool (8)	\$ 5,430
NAS6636ATA	Thermal Air	\$ 5,360	NAS7036ATA	Thermal Air	\$ 5,670
NAS6636ACO	Combo System	\$ 7,170	NAS7036ACO	Combo System	\$ 7,300

AVAILABLE OPTIONS

ACRYLIC BATHTUB COLORS

Standard Colors: Bone | White | Biscuit

Premium Colors: Black | Ice Grey | Sandbar \$ 410

Matte Finish: NET \$ 460

BACK MASSEUSE SYSTEMS Additional finishes on page 15

System I - Manual Control | BAC.MA1-XXX \$ 690

System II - Electronic Control (TA) | BAC.MA2-XXX \$ 2,200

System III - Electronic Control (WP or CO) \$ 1,390

EXPORT CRATE | FRT.EXPCRT NET \$ 130

EXTRA HIGH DENSITY | HI.DEN \$ 630

GRAB BARS (Pair) Additional finishes on page 15

Standard Grab Bars | GRA.BAR-XXX
Group 1 - PC or PB \$ 420

Universal Grab Bars | UGB-XXX
Group 1 - PC or PB \$ 450

HYDRO BLANKET | BLA.HEA-X

2 Zones	\$ 1,160	4 Zones	\$ 1,620
3 Zones	\$ 1,450		

HYDRO COAT | HYC.COA \$ 290

HYDRO EXPRESS QUICK SHIP
69.104-HYD.EXP NET \$ 130

HYDRO FUSION

Hydro Fusion (Tub Only) 29.102	\$ 760
Hydro Fusion with Ozone (Tub Only) 29.103	\$ 1,030
Hydro Fusion (Thermal Air) 29.107	\$ 1,150

HYDRO INDULGE | HYD.IND \$ 2,520

HYDROZONE UV COMBO SYSTEM | OZUV.XXX

110 V OZUV.110	\$ 890
220 V OZUV.220	\$ 890

INLINE HEATER (Whirlpool & Combo systems only)

12.50 Amps 1.5 KW - 110V 27.100	\$ 620
6.25 Amps 1.5 KW - 220V 27.101	\$ 670
6.00 Amps 0.75 KW 27.103	\$ 555

(no dedicated GFI required for 6.00 Amp)

JETS For additional finishes go to page 15

Add. Jumbo Jet (JET.JJ-XX) & Rotating Jets (JET.JR-XX)
Group 1 - PC or PB \$ 220

Add. Standard (JET.STD-XX) & Swirling Jets (JET.SWI-XX)
Group 1 - PC or PB \$ 210

Jumbo Jets (JUP.JJ-XX) & Rotating Jets Upgrade (JUP.JR-XX) \$ 95

Micro Therapy Jet | MTJ.XXX
BIS, BLA, BON, SIL, WHI \$ 170

Swirling Jet Upgrade | JUP.SWI-XX \$ 60

JET PLATING For jet plating options go to page 16

CUSTOM JET LOCATIONS | 69.116-CUS.JET No Charge

LIGHTING

LED Bath Light Chromotherapy System | LIG.LED \$ 630

LOW WATER PROTECTION (Includes 30 minute timer)

110V LOW.WAT-110	\$ 320
220V LOW.WAT-220	\$ 350

MICRO MOUNT | 69.140MCREDDG \$ 120

MOLDED ARMRESTS (Per Pair) | ARM.MOL-X \$ 130
Some molded armrests add an interior detail line to the bathtub

NECK MASSEUSE JET PILLOW | PIL.NEC-XX \$ 650
Available in black, bone and white.

PADDED HEADREST PILLOW | 41.128 \$ 130
(Available in black only)

PUMPS

Custom Pump Locations | 69.116-CUS.PMP No Charge

Pump Upgrades | PMP.UP \$ 275
(110V to 220V ON 2.25 H.P. only)

WASTE & OVERFLOW | WOV.XX For finishes go to page 17

INTEGRAL W/O (Std. Round) | IWO.XX \$ 325

LINEAR INTEGRAL W/O | LWO-XXX \$ 325

LCD TEMP. READOUT KEYPAD | LCD.UPG \$ 475
(must have a keypad controlled system to purchase)

REMOTE CONTROL SYSTEM \$ 580
(must have system to purchase)

*The addition of multiple options could impact the equipment fitting inside the perimeter of the tub.

NINA (DROP-IN)

72"L x 44"W x 22"D

Includes armrests



MODEL / PRICING

NIL7244ATO	Tub Only	\$ 3,220	NIL7244ATA	Thermal Air	\$ 6,200
NIL7244AWP	Whirlpool (8)	\$ 6,930	NIL7244ACO	Combo System	\$ 8,200

AVAILABLE OPTIONS

ACRYLIC BATHTUB COLORS

Standard Colors: Bone | White | Biscuit

Premium Colors: Black | Ice Grey | Sandbar \$ 410

Matte Finish: NET \$ 460

BACK MASSEUSE SYSTEMS Additional finishes on page 15

System I - Manual Control | BAC.MA1-XXX \$ 690

System II - Electronic Control (TA) | BAC.MA2-XXX \$ 2,200

System III - Electronic Control (WP or CO) \$ 1,390

EXPORT CRATE | FRT.EXPCRT NET \$ 130

EXTRA HIGH DENSITY | HI.DEN \$ 630

GRAB BARS (Pair) Additional finishes on page 15

Standard Grab Bars | GRA.BAR-XXX

Group 1 - PC or PB \$ 420

Universal Grab Bars | UGB-XXX

Group 1 - PC or PB \$ 450

HYDRO BLANKET | BLA.HEA-X

2 Zones	\$ 1,160	4 Zones	\$ 1,620
3 Zones	\$ 1,450		

HYDRO COAT | HYC.COA \$ 290

HYDRO EXPRESS QUICK SHIP
69.104-HYD.EXP NET \$ 130

HYDRO FUSION

Hydro Fusion (Tub Only) | 29.102 \$ 760

Hydro Fusion with Ozone (Tub Only) | 29.103 \$ 1,030

Hydro Fusion (Thermal Air) | 29.107 \$ 1,150

HYDRO INDULGE | HYD.IND \$ 2,520

HYDROZONE UV COMBO SYSTEM | OZUV.XXX

110 V OZUV.110	\$ 890
220 V OZUV.220	\$ 890

INLINE HEATER (Whirlpool & Combo systems only)

12.50 Amps 1.5 KW - 110V 27.100	\$ 620
6.25 Amps 1.5 KW - 220V 27.101	\$ 670
6.00 Amps 0.75 KW 27.103	\$ 555

(no dedicated GFI required for 6.00 Amp)

JETS For additional finishes go to page 15

Add. Jumbo Jet (JET.JJ-XX) & Rotating Jets (JET.JR-XX) \$ 220

Group 1 - PC or PB \$ 220

Add. Standard (JET.STD-XX) & Swirling Jets (JET.SWI-XX) \$ 210

Group 1 - PC or PB \$ 210

Jumbo Jets (JUP.JJ-XX) & Rotating Jets Upgrade (JUP.JR-XX) \$ 95

Micro Therapy Jet | MTJ.XXX

BIS, BLA, BON, SIL, WHI \$ 170

Swirling Jet Upgrade | JUP.SWI-XX \$ 60

JET PLATING For jet plating options go to page 16

CUSTOM JET LOCATIONS | 69.116-CUS.JET No Charge

LIGHTING

LED Bath Light Chromotherapy System | LIG.LED \$ 630

LOW WATER PROTECTION (Includes 30 minute timer)

110V LOW.WAT-110	\$ 325
220V LOW.WAT-220	\$ 350

MICRO MOUNT | 69.140MCREDG \$ 120

NECK MASSEUSE JET PILLOW | PIL.NEC-XX \$ 650

Available in black, bone and white.

PADDED HEADREST PILLOW | 41.128 \$ 130

(Available in black only)

PUMPS

Custom Pump Locations | 69.116-CUS.PMP No Charge

Pump Upgrades | PMP.UP \$ 275

(110V to 220V ON 2.25 H.P. only)

WASTE & OVERFLOW | WOV.XXX For finishes go to page 17

INTEGRAL W/O (Std. Round) | IWO.XX \$ 325

LINEAR INTEGRAL W/O | LWO-XXX \$ 325

LCD TEMP. READOUT KEYPAD | LCD.UPG \$ 475

(must have a keypad controlled system to purchase)

REMOTE CONTROL SYSTEM \$ 580

(must have system to purchase)

NINA (FREESTANDING)

72"L x 44"W x 22"D - side-center drain

W/O Included

Includes armrests



MODEL / PRICING

NIN7244ATO	Tub Only	\$ 4,705	NIN7244ATA	Thermal Air	\$ 7,640
NIN7244AWP	Whirlpool (8)	\$ 8,340	NIN7244ACO	Combo System	\$ 9,560

AVAILABLE OPTIONS

ACRYLIC BATHTUB COLORS

Standard Colors: Bone | White | Biscuit

Premium Colors: Black | Ice Grey | Sandbar

Matte Finish:

Dual Color Option:

MODEL/COLOR1/COLOR2 (XXX.XXX.XXX)

BACK MASSEUSE SYSTEMS (WP Only)

System I - Manual Control | BAC.MA1-XXX \$ 690

EXPORT CRATE | FRT.EXPCRT NET \$ 130

EXTRA HIGH DENSITY | HI.DEN \$ 630

GRAB BARS (Pair)

Standard Grab Bars | GRA.BAR-XXX

Group 1 - PC or PB \$ 420

Group 2 - AB, BB, SB, BC, PN, SN, BN \$ 545

Group 3 - GOL & other finishes \$ 740

Universal Grab Bars | UGB-XXX

Group 1 - PC or PB \$450

Group 2 - AB, BB, SB, BC, PN, SN, BN \$580

Group 3 - GOL & other finishes \$760

HEATED BACKREST Included on TA ,CO

HYDROZONE Included on TA, WP, CO

HYDRO BLANKET | BLA.HEA-X

2 Zones \$ 1,160

3 Zones \$ 1,450

4 Zones \$ 1,620

HYDRO COAT | HYC.COA \$ 290

HYDRO EXPRESS QUICK SHIP
69.104-HYD.EXP NET \$ 130

INLINE HEATER (Whirlpool & Combo systems only)

12.50 Amps 1.5 KW - 110V | 27.100 \$ 620

6.25 Amps 1.5 KW - 220V | 27.101 \$ 670

6.00 Amps 0.75 KW | 27.103 \$ 555

(no dedicated GFI required for 6.00 Amp)

HYDROZONE UV Combo SYSTEM | OZUV.XXX
110 V | OZUV.110 \$ 890
220 V | OZUV.220 \$ 890

JETS For additional finishes go to page 15

Add. Jumbo Jet (JET.JJ-XX) & Rotating Jets (JET.JR-XX)
Group 1 - PC or PB \$ 220

Add. Standard (JET.STD-XX) & Swirling Jets (JET.SWI-XX)
Group 1 - PC or PB \$ 210

Jumbo Jets (JUP.JJ-XX) & Rotating Jets Upgrade (JUP.JR-XX) \$ 95

Micro Therapy Jet | MTJ.XXX

BIS, BLA, BON, SIL, WHI \$ 170

Swirling Jet Upgrade | JUP.SWI-XX \$ 60

JET PLATING For jet plating options go to page 16

CUSTOM JET LOCATIONS | 69.116-CUS.JET No Charge

LIGHTING

LED Bath Light Chromotherapy System | LIG.LED \$ 630

LOW WATER PROTECTION (Includes 30 minute timer)

110V | LOW.WAT-110 \$ 325

220V | LOW.WAT-220 \$ 350

PADDED HEADREST PILLOW | 41.128 \$ 130
(Available in black only)

PUMP UPGRADES | PMP.UP \$ 275
(110V to 220V on 2.25 H.P. only)

WASTE & OVERFLOW | WOV.XX INCLUDED
WHI, BIS, PC, PB, PN, BC, BB, BN, SC, SB, SN, ORB, PE
GOLD FINISH UPGRADE \$ 580

INTEGRAL W/O (Std. round)
IWO.XX NO CHARGE UPGRADE

LINEAR INTEGRAL W/O
LWO-XXX NO CHARGE UPGRADE

ISLAND TUB DRAIN | ITD.XXX
ABS , PVC | ITD.ABS | ITD.PVC \$ 325
Cast Iron | ITD.CST \$ 395

LCD TEMP. READOUT KEYPAD | LCD.UPG \$ 475
(upgrade only, must have a keypad controlled system to purchase)

REMOTE CONTROL SYSTEM \$ 580
(must have system to purchase)

NOELLE

70"L x 40"W x 24"D

Includes lumbar support

Available in freestanding model, see Sophia page 94



MODEL / PRICING

NOE7040ATO	Tub Only	\$ 3,080	NOE7040ATA	Thermal Air	\$ 5,555
NOE7040AWP	Whirlpool (8)	\$ 5,320	NOE7040ACO	Combo System	\$ 7,155

AVAILABLE OPTIONS

ACRYLIC BATHTUB COLORS

Standard Colors: Bone | White | Biscuit

Premium Colors: Black | Ice Grey | Sandbar \$ 410

Matte Finish: NET \$ 460

BACK MASSEUSE SYSTEMS Additional finishes on page 15

System I - Manual Control | BAC.MA1-XXX \$ 690

System II - Electronic Control (TA) | BAC.MA2-XXX \$ 2,200

System III - Electronic Control (WP or CO) \$ 1,390

EXPORT CRATE | FRT.EXPCRT NET \$ 130

EXTRA HIGH DENSITY | HI.DEN \$ 630

GRAB BARS (Pair) Additional finishes on page 15

Standard Grab Bars | GRA.BAR-XXX
Group 1 - PC or PB \$ 420

Universal Grab Bars | UGB-XXX
Group 1 - PC or PB \$ 450

HYDRO BLANKET | BLA.HEA-X

2 Zones	\$ 1,160	4 Zones	\$ 1,620
3 Zones	\$ 1,450	5 Zones	\$ 1,830

HYDRO COAT | HYC.COA \$ 290

HYDRO EXPRESS QUICK SHIP
69.104-HYD.EXP NET \$ 130

HYDRO FUSION

Hydro Fusion (Tub Only) | 29.102 \$ 760

Hydro Fusion with Ozone (Tub Only) | 29.103 \$ 1,030

Hydro Fusion (Thermal Air) | 29.107 \$ 1,150

HYDRO INDULGE | HYD.IND \$ 2,520

HYDROZONE UV COMBO SYSTEM | OZUV.XXX

110 V OZUV.110	\$ 890
220 V OZUV.220	\$ 890

INLINE HEATER (Whirlpool & Combo systems only)

12.50 Amps 1.5 KW - 110V 27.100	\$ 620
6.25 Amps 1.5 KW - 220V 27.101	\$ 670
6.00 Amps 0.75 KW 27.103	\$ 555

(no dedicated GFI required for 6.00 Amp)

JETS For additional finishes go to page 15

Add. Jumbo Jet (JET.JJ-XX) & **Rotating Jets** (JET.JR-XX)
Group 1 - PC or PB \$ 220

Add. Standard (JET.STD-XX) & **Swirling Jets** (JET.SWI-XX)
Group 1 - PC or PB \$ 210

Jumbo Jets (JUP.JJ-XX) & **Rotating Jets Upgrade** (JUP.JR-XX) \$ 95

Micro Therapy Jet | MTJ.XXX
BIS, BLA, BON, SIL, WHI \$ 170

Swirling Jet Upgrade | JUP.SWI-XX \$ 60

JET PLATING For jet plating options go to page 16

CUSTOM JET LOCATIONS | 69.116-CUS.JET No Charge

LIGHTING

LED Bath Light Chromotherapy System | LIG.LED \$ 630

LOW WATER PROTECTION (Includes 30 minute timer)

110V LOW.WAT-110	\$ 325
220V LOW.WAT-220	\$ 350

MICRO MOUNT | 69.140MCREDG \$ 120

MOLDED ARMRESTS (Per Pair) | ARM.MOL-X \$ 130
Some molded armrests add an interior detail line to the bathtub

NECK MASSEUSE JET PILLOW | PIL.NEC-XX \$ 650
Available in black, bone and white.

PADDED HEADREST PILLOW | 41.128 \$ 130
(Available in black only)

PUMPS

Custom Pump Locations | 69.116-CUS.PMP No Charge

Pump Upgrades | PMP.UP \$ 275
(110V to 220V ON 2.25 H.P. only)

WASTE & OVERFLOW | WOV.XX For finishes go to page 17

INTEGRAL W/O (Std. Round) | IWO.XX \$ 325

LCD TEMP. READOUT KEYPAD | LCD.UPG \$ 475
(must have a keypad controlled system to purchase)

REMOTE CONTROL SYSTEM \$ 580
(must have system to purchase)

OVATION

60"L x 42"W x 20"D
 66"L x 42"W x 21"D
 72"L x 42"W x 21"D
 84"L x 42"W x 21"D - center drain /gel coat model



MODEL / PRICING

OVA6042ATO	Tub Only	\$ 2,180	OVA7242ATO	Tub Only	\$ 2,290
OVA6042AWP	Whirlpool (6)	\$ 4,340	OVA7242AWP	Whirlpool (6)	\$ 4,420
OVA6042ATA	Thermal Air	\$ 4,605	OVA7242ATA	Thermal Air	\$ 4,730
OVA6042ACO	Combo System	\$ 6,375	OVA7242ACO	Combo System	\$ 6,285
OVA6642ATO	Tub Only	\$ 2,230	OVA8442GTO	Tub Only	\$ 2,625
OVA6642AWP	Whirlpool (6)	\$ 4,390	OVA8442GWP	Whirlpool (8)	\$ 5,275
OVA6642ATA	Thermal Air	\$ 4,660	OVA8442GTA	Thermal Air	\$ 5,120
OVA6642ACO	Combo System	\$ 6,295	OVA8442GCO	Combo System	\$ 7,300

AVAILABLE OPTIONS

ACRYLIC BATHTUB COLORS

Standard Colors: Bone | White | Biscuit
Premium Colors: Black | Ice Grey | Sandbar \$ 410
Matte Finish: NET \$ 460

GEL COAT BATHTUB COLORS

Standard Colors: Almond | Bone | White | Biscuit
 Gel Coat colors match all manufacturers fixture colors.
 Color matching is available at an additional charge of \$ 410

BACK MASSEUSE SYSTEMS Additional finishes on page 15

System I - Manual Control | BAC.MA1-XXX \$ 690
System II - Electronic Control (TA) | BAC.MA2-XXX \$ 2,200
System III - Electronic Control (WP or CO) \$ 1,390

EXPORT CRATE | FRT.EXPCRT NET \$ 130

EXTRA HIGH DENSITY | HI.DEN \$ 630

GRAB BARS (Pair) Additional finishes on page 15

Standard Grab Bars | GRA.BAR-XXX
 Group 1 - PC or PB \$ 420
Universal Grab Bars | UGB-XXX
 Group 1 - PC or PB \$ 450

HYDRO BLANKET | BLA.HEA-X
 2 Zones \$ 1,160 4 Zones \$ 1,620
 3 Zones \$ 1,450 5 Zones \$ 1,830

HYDRO COAT | HYC.COA \$ 290

HYDRO FUSION

Hydro Fusion (Tub Only) | 29.102 \$ 760
Hydro Fusion with Ozone (Tub Only) | 29.103 \$ 1,030
Hydro Fusion (Thermal Air) | 29.107 \$ 1,150

HYDRO INDULGE | HYD.IND \$ 2,520

HYDROZONE UV COMBO SYSTEM | OZUV.XXX
 110 V | OZUV.110 \$ 890
 220 V | OZUV.220 \$ 890

INLINE HEATER (Whirlpool & Combo systems only)
 12.50 Amps 1.5 KW - 110V | 27.100 \$ 620
 6.25 Amps 1.5 KW - 220V | 27.101 \$ 670
 6.00 Amps 0.75 KW | 27.103 \$ 555
 (no dedicated GFI required for 6.00 Amp)

JETS For additional finishes go to page 15

Add. Jumbo Jet (JET.JJ-XX) & **Rotating Jets** (JET.JR-XX)
 Group 1 - PC or PB \$ 220
Add. Standard (JET.STD-XX) & **Swirling Jets** (JET.SWI-XX)
 Group 1 - PC or PB \$ 210
Jumbo Jets (JUP.JJ-XX) & **Rotating Jets Upgrade** (JUP.JR-XX) \$ 95
Micro Therapy Jet | MTJ.XXX
 BIS, BLA, BON, SIL, WHI \$ 170
Swirling Jet Upgrade | JUP.SWI-XX \$ 60

JET PLATING For jet plating options go to page 16

CUSTOM JET LOCATIONS | 69.116-CUS.JET No Charge

LIGHTING

LED Bath Light Chromatherapy System | LIG.LED \$ 630

LOW WATER PROTECTION (Includes 30 minute timer)
 110V | LOW.WAT-110 \$ 325
 220V | LOW.WAT-220 \$ 350

MICRO MOUNT | 69.140MCREDG \$ 120

MOLDED ARMRESTS (Per Pair) | ARM.MOL-X \$ 130
 Some molded armrests add an interior detail line to the bathtub

NECK MASSEUSE JET PILLOW | PIL.NEC-XX \$ 650
 Available in black, bone and white.

PUMPS

Custom Pump Locations | 69.116-CUS.PMP No Charge
Pump Upgrades | PMP.UP \$ 275
 (110V to 220V ON 2.25 H.P. only)

TILE FLANGES | FLA.MO-X \$ 190

WASTE & OVERFLOW | WOV.XX For finishes go to page 17

INTEGRAL W/O (Std. Round) | IWO.XX \$ 325

LINEAR INTEGRAL W/O | LWO-XXX \$ 325

LCD TEMP. READOUT KEYPAD | LCD.UPG \$ 475
 (must have a keypad controlled system to purchase)

REMOTE CONTROL SYSTEM \$ 580
 (must have system to purchase)

PALMER

66" L x 36" W x 21" D

70" L x 36" W x 24" D

Includes lumbar support

Available as freestanding model, see Domingo page 35



MODEL / PRICING

PAL6636ATO	Tub Only	\$ 3,070	PAL7036ATO	Tub Only	\$ 3,140
PAL6636AWP	Whirlpool (8)	\$ 5,240	PAL7036AWP	Whirlpool (8)	\$ 5,430
PAL6636ATA	Thermal Air	\$ 5,360	PAL7036ATA	Thermal Air	\$ 5,670
PAL6636ACO	Combo System	\$ 7,170	PAL7036ACO	Combo System	\$ 7,300

AVAILABLE OPTIONS

ACRYLIC BATHTUB COLORS

Standard Colors: Bone | White | Biscuit

Premium Colors: Black | Ice Grey | Sandbar \$ 410
Matte Finish: NET \$ 460

BACK MASSEUSE SYSTEMS Additional finishes on page 15

System I - Manual Control | BAC.MA1-XXX \$ 690
System II - Electronic Control (TA) | BAC.MA2-XXX \$ 2,200
System III - Electronic Control (WP or CO) \$ 1,390

EXPORT CRATE | FRT.EXPCRT NET \$ 130

EXTRA HIGH DENSITY | HI.DEN \$ 630

GRAB BARS (Pair) Additional finishes on page 15

Standard Grab Bars | GRA.BAR-XXX
 Group 1 - PC or PB \$ 420
Universal Grab Bars | UGB-XXX
 Group 1 - PC or PB \$ 450

HYDRO BLANKET | BLA.HEA-X
 2 Zones \$ 1,160 4 Zones \$ 1,620
 3 Zones \$ 1,450

HYDRO COAT | HYC.COA \$ 290

HYDRO EXPRESS QUICK SHIP
 69.104-HYD.EXP NET \$ 130

HYDRO FUSION
Hydro Fusion (Tub Only) | 29.102 \$ 760
Hydro Fusion with Ozone (Tub Only) | 29.103 \$ 1,030
Hydro Fusion (Thermal Air) | 29.107 \$ 1,150

HYDRO INDULGE | HYD.IND \$ 2,520

HYDROZONE UV COMBO SYSTEM | OZUV.XXX
 110 V | OZUV.110 \$ 890
 220 V | OZUV.220 \$ 890

INLINE HEATER (Whirlpool & Combo systems only)
 12.50 Amps 1.5 KW - 110V | 27.100 \$ 620
 6.25 Amps 1.5 KW - 220V | 27.101 \$ 670
 6.00 Amps 0.75 KW | 27.103 \$ 555
 (no dedicated GFI required for 6.00 Amp)

JETS For additional finishes go to page 15
Add. Jumbo Jet (JET.JJ-XX) & Rotating Jets (JET.JR-XX)
 Group 1 - PC or PB \$ 220
Add. Standard (JET.STD-XX) & Swirling Jets (JET.SWI-XX)
 Group 1 - PC or PB \$ 210
Jumbo Jets (JUP.JJ-XX) & Rotating Jets Upgrade (JUP.JR-XX) \$ 95
Micro Therapy Jet | MTJ.XXX
 BIS, BLA, BON, SIL, WHI \$ 170
Swirling Jet Upgrade | JUP.SWI-XX \$ 60

JET PLATING For jet plating options go to page 16

CUSTOM JET LOCATIONS | 69.116-CUS.JET No Charge

LIGHTING

LED Bath Light Chromotherapy System | LIG.LED \$ 630

LOW WATER PROTECTION (Includes 30 minute timer)
 110V | LOW.WAT-110 \$ 325
 220V | LOW.WAT-220 \$ 350

MICRO MOUNT | 69.140MCREDG \$ 120

MOLDED ARMRESTS (Per Pair) | ARM.MOL-X \$ 130
 Some molded armrests add an interior detail line to the bathtub

NECK MASSEUSE JET PILLOW | PIL.NEC-XX \$ 650
 Available in black, bone and white.

PADDED HEADREST PILLOW | 41.128 \$ 130
 (Available in black only)

PUMPS

Custom Pump Locations | 69.116-CUS.PMP No Charge
Pump Upgrades | PMP.UP \$ 275
 (110V to 220V ON 2.25 H.P. only)

WASTE & OVERFLOW | WOV.XX For finishes go to page 17

INTEGRAL W/O (Std. Round) | IWO.XX \$ 325

LINEAR INTEGRAL W/O | LWO-XXX \$ 325

LCD TEMP. READOUT KEYPAD | LCD.UPG \$ 475
 (must have a keypad controlled system to purchase)

REMOTE CONTROL SYSTEM \$ 580
 (must have system to purchase)

PICASSO

60"L x 36"W x 21"D - end drain
 66"L x 36"W x 27"D - center drain (shown)
 72"L x 40"W x 27"D - end drain
 W/O Included
 Foam fill sound insulator included
 Remote blower required for Thermal Air system
 Available as drop-in model, see Carli page 23



MODEL / PRICING

MPI6036ATO	Tub Only	\$ 5,525	MPI6636ATO	Tub Only	\$ 6,070	MPI7240ATO	Tub Only	\$ 6,185
MPI6036ATA	Thermal Air	\$ 7,715	MPI6636ATA	Thermal Air	\$ 8,440	MPI7240ATA	Thermal Air	\$ 8,565

AVAILABLE OPTIONS

ACRYLIC BATHTUB COLORS

Standard Colors: Bone | White | Biscuit

Premium Colors: Black | Ice Grey | Sandbar \$ 1,160

Matte Finish: NET \$ 460

Dual Color Option: \$2,040

MODEL/COLOR1/COLOR2 (XXX.XXX.XXX)

SURFACES (OUTSIDE ONLY)

Faux Metallic:

Galvanized [GAL] | Weathered Nickel [WN] \$ 3,150

Metallic: Polished Nickel [PN] \$ 15,750

MODEL/METAL/COLOR (XXX.XXX.XXX)

EXPORT CRATE | FRT.EXPCRT NET \$ 130

GRAB BARS (Pair)

Standard Grab Bars | GRA.BAR-XXX

Group 1 - PC or PB \$ 420

Group 2 - AB, BB, SB, BC, PN, SN, BN \$ 545

Group 2 - GOL & Other finishes \$ 740

Universal Grab Bars | UGB-XXX

Group 1 - PC or PB \$ 450

Group 2 - AB, BB, SB, BC, PN, SN, BN \$ 580

Group 3 - GOL & Other finishes \$ 760

HYDRO BLANKET | BLA.HEA-X

2 Zones \$ 1,160 4 Zones \$ 1,620

3 Zones \$ 1,450

HYDRO COAT | HYC.COA \$ 290

HYDRO EXPRESS QUICK SHIP
 69.104-HYD.EXP NET \$ 130

HYDROZONE INCLUDED ON Thermal Air

LIGHTING

LED Bath Light Chromotherapy System | LIG.LED \$ 630

INTEGRAL W/O (Std. Round) | INT.XXX Included

WHI, BIS, PC, PB, PN, BC, SB, SN, ORB, PE

GOLD FINISH UPGRADE \$ 460

LINEAR INTEGRAL W/O | LWO.XXX NO UPCHARGE
 (must specify on PO)

ISLAND TUB DRAIN | ITD.XXX

ABS, PVC | ITD.ABS | ITD.PVC \$ 325

Cast Iron | ITD.CST \$ 395

LCD TEMP. READOUT KEYPAD | LCD.UPG \$ 475
 (must have a keypad controlled system to purchase)

REMOTE CONTROL SYSTEM \$ 580
 (must have system to purchase)

*The addition of multiple options could impact the equipment fitting inside the perimeter of the tub.

RACHAEL

66"L x 36"W x 20"D
72"L x 36"W x 20"D



MODEL / PRICING

RAC6636ATO	Tub Only	\$ 2,155	RAC7236ATO	Tub Only	\$ 2,245
RAC6636AWP	Whirlpool (6)	\$ 4,575	RAC7236AWP	Whirlpool (8)	\$ 4,835
RAC6636ATA	Thermal Air	\$ 4,745	RAC7236ATA	Thermal Air	\$ 4,845
RAC6636ACO	Combo System	\$ 6,895	RAC7236ACO	Combo System	\$ 7,145

AVAILABLE OPTIONS

ACRYLIC BATHTUB COLORS

Standard Colors: Bone | White | Biscuit
Premium Colors: Black | Ice Grey | Sandbar \$ 410
Matte Finish: NET \$ 460

BACK MASSEUSE SYSTEMS Additional finishes on page 15

System I - Manual Control | BAC.MA1-XXX \$ 690
System II - Electronic Control (TA) | BAC.MA2-XXX \$ 2,200
System III - Electronic Control (WP or CO) \$ 1,390

EXPORT CRATE | FRT.EXPCRT NET \$ 130

EXTRA HIGH DENSITY | HI.DEN \$ 630

GRAB BARS (Pair) Additional finishes on page 15

Standard Grab Bars | GRA.BAR-XXX
Group 1 - PC or PB \$ 420
Universal Grab Bars | UGB-XXX
Group 1 - PC or PB \$ 450

HYDRO BLANKET | BLA.HEA-X
2 Zones \$ 1,160 4 Zones \$ 1,620
3 Zones \$ 1,450

HYDRO COAT | HYC.COA \$ 290

HYDRO EXPRESS QUICK SHIP 69.104-HYD.EXP NET \$ 130

HYDRO FUSION
Hydro Fusion (Tub Only) | 29.102 \$ 760
Hydro Fusion with Ozone (Tub Only) | 29.103 \$ 1,030
Hydro Fusion (Thermal Air) | 29.107 \$ 1,150

HYDRO INDULGE | HYD.IND \$ 2,520

HYDROZONE UV COMBO SYSTEM | OZUV.XXX
110 V | OZUV.110 \$ 890
220 V | OZUV.220 \$ 890

INLINE HEATER (Whirlpool & Combo systems only)
12.50 Amps 1.5 KW - 110V | 27.100 \$ 620
6.25 Amps 1.5 KW - 220V | 27.101 \$ 670
6.00 Amps 0.75 KW | 27.103 \$ 555
(no dedicated GFI required for 6.00 Amp)

LCD TEMP. READOUT KEYPAD | LCD.UPG \$ 475
(must have a keypad controlled system to purchase)

JETS For additional finishes go to page 15
Add. Jumbo Jet (JET.JJ-XX) & Rotating Jets (JET.JR-XX)
Group 1 - PC or PB \$ 220
Add. Standard (JET.STD-XX) & Swirling Jets (JET.SWI-XX)
Group 1 - PC or PB \$ 210
Jumbo Jets (JUP.JJ-XX) & Rotating Jets Upgrade (JUP.JR-XX) \$ 95
Micro Therapy Jet | MTJ.XXX
BIS, BLA, BON, SIL, WHI \$ 170
Swirling Jet Upgrade | JUP.SWI-XX \$ 60

JET PLATING For jet plating options go to page 16

CUSTOM JET LOCATIONS | 69.116-CUS.JET No Charge

LIGHTING

LED Bath Light Chromotherapy System | LIG.LED \$ 630

LOW WATER PROTECTION (Includes 30 minute timer)
110V | LOW.WAT-110 \$ 325
220V | LOW.WAT-220 \$ 350

MICRO MOUNT | 69.140MCREDG \$ 120

MOLDED ARMRESTS (Per Pair) | ARM.MOL-X \$ 130
Some molded armrests add an interior detail line to the bathtub

NECK MASSEUSE JET PILLOW | PIL.NEC-XX \$ 650
Available in black, bone and white.

PADDED HEADREST PILLOW | 41.128 \$ 130
(Available in black only)

PUMPS

Custom Pump Locations | 69.116-CUS.PMP No Charge
Pump Upgrades | PMP.UP \$ 275
(110V to 220V ON 2.25 H.P. only)

SKIRTS For skirt options go to pages 16-17

TILE FLANGES | FLA.MO-X \$ 190

WASTE & OVERFLOW | WOV.XX For finishes go to page 17

INTEGRAL W/O (Std. Round) | IWO.XX \$ 325

LINEAR INTEGRAL W/O | LWO-XXX \$ 325

REMOTE CONTROL SYSTEM \$ 580
(must have system to purchase)

REDONDO

60" Diameter x 20"D

69" Diameter x 18"D



MODEL / PRICING

RED6020ATO	Tub Only	\$ 2,845	RED6918ATO	Tub Only	\$ 3,025
RED6020AWP	Whirlpool (6)	\$ 5,635	RED6918AWP	Whirlpool (8)	\$ 6,215
RED6020ATA	Thermal Air	\$ 5,355	RED6918ATA	Thermal Air	\$ 5,580
RED6020ACO	Combo System	\$ 7,475	RED6918ACO	Combo System	\$ 8,215

AVAILABLE OPTIONS

ACRYLIC BATHTUB COLORS

Standard Colors: Bone | White | Biscuit

Premium Colors: Black | Ice Grey | Sandbar \$ 410

Matte Finish: NET \$ 460

BACK MASSEUSE SYSTEMS Additional finishes on page 15

System I - Manual Control | BAC.MA1-XXX \$ 690

System II - Electronic Control (TA) | BAC.MA2-XXX \$ 2,200

System III - Electronic Control (WP or CO) \$ 1,390

EXPORT CRATE | FRT.EXPCRT NET \$ 130

EXTRA HIGH DENSITY | HI.DEN \$ 630

GRAB BARS (Pair) Additional finishes on page 15

Standard Grab Bars | GRA.BAR-XXX
Group 1 - PC or PB \$ 420

Universal Grab Bars | UGB-XXX
Group 1 - PC or PB \$ 450

HYDRO BLANKET | BLA.HEA-X

2 Zones	\$ 1,160	4 Zones	\$ 1,620
3 Zones	\$ 1,450	5 Zones	\$ 1,830

HYDRO COAT | HYC.COA \$ 290

HYDRO EXPRESS QUICK SHIP
69.104-HYD.EXP NET \$ 130

HYDRO FUSION

Hydro Fusion (Tub Only) | 29.102 \$ 760

Hydro Fusion with Ozone (Tub Only) | 29.103 \$ 1,030

Hydro Fusion (Thermal Air) | 29.107 \$ 1,150

HYDRO INDULGE | HYD.IND \$ 2,520

HYDROZONE UV COMBO SYSTEM | OZUV.XXX

110 V | OZUV.110 \$ 890

220 V | OZUV.220 \$ 890

INLINE HEATER (Whirlpool & Combo systems only)

12.50 Amps 1.5 KW - 110V | 27.100 \$ 620

6.25 Amps 1.5 KW - 220V | 27.101 \$ 670

6.00 Amps 0.75 KW | 27.103 \$ 555

(no dedicated GFI required for 6.00 Amp)

JETS For additional finishes go to page 15

Add. Jumbo Jet (JET.JJ-XX) & Rotating Jets (JET.JR-XX)

Group 1 - PC or PB \$ 220

Add. Standard (JET.STD-XX) & Swirling Jets (JET.SWI-XX)

Group 1 - PC or PB \$ 210

Jumbo Jets (JUP.JJ-XX) & Rotating Jets Upgrade (JUP.JR-XX) \$ 95

Micro Therapy Jet | MTJ.XXX

BIS, BLA, BON, SIL, WHI \$ 170

Swirling Jet Upgrade | JUP.SWI-XX \$ 60

JET PLATING For jet plating options go to page 16

CUSTOM JET LOCATIONS | 69.116-CUS.JET No Charge

LIGHTING

LED Bath Light Chromotherapy System | LIG.LED \$ 630

LOW WATER PROTECTION (Includes 30 minute timer)

110V | LOW.WAT-110 \$ 325

220V | LOW.WAT-220 \$ 350

NECK MASSEUSE JET PILLOW | PIL.NEC-XX \$ 650

Available in black, bone and white.

PADDED HEADREST PILLOW | 41.128 \$ 130

(Available in black only)

PUMPS

Custom Pump Locations | 69.116-CUS.PMP No Charge

Pump Upgrades | PMP.UP \$ 275

(110V to 220V ON 2.25 H.P. only)

WASTE & OVERFLOW | WOV.XX For finishes go to page 17

INTEGRAL W/O (Std. Round) | IWO.XX \$ 325

LINEAR INTEGRAL W/O | LWO-XXX \$ 325

LCD TEMP. READOUT KEYPAD | LCD.UPG \$ 475

(must have a keypad controlled system to purchase)

REMOTE CONTROL SYSTEM \$ 580

(must have system to purchase)

RILEY

60" L x 42" W x 20" D

66" L x 42" W x 21" D

72" L x 42" W x 21" D

Includes armrests

Includes lumbar support



MODEL / PRICING

RIL6042ATO	Tub Only	\$ 2,260	RIL6642ATO	Tub Only	\$ 2,325	RIL7242ATO	Tub Only	\$ 2,365
RIL6042AWP	Whirlpool (6)	\$ 3,975	RIL6642AWP	Whirlpool (6)	\$ 4,060	RIL7242AWP	Whirlpool (6)	\$ 4,265
RIL6042ATA	Thermal Air	\$ 4,440	RIL6642ATA	Thermal Air	\$ 4,500	RIL7242ATA	Thermal Air	\$ 4,585
RIL6042ACO	Combo System	\$ 6,145	RIL6642ACO	Combo System	\$ 6,250	RIL7242ACO	Combo System	\$ 6,335

AVAILABLE OPTIONS

ACRYLIC BATHTUB COLORS

Standard Colors: Bone | White | Biscuit

Premium Colors: Black | Ice Grey | Sandbar \$ 410

Matte Finish: NET \$ 460

BACK MASSEUSE SYSTEMS Additional finishes on page 15

System I - Manual Control | BAC.MA1-XXX \$ 690

System II - Electronic Control (TA) | BAC.MA2-XXX \$ 2,200

System III - Electronic Control (WP or CO) \$ 1,390

EXPORT CRATE | FRT.EXPCRT NET \$ 130

EXTRA HIGH DENSITY | HI.DEN \$ 630

GRAB BARS (Pair) Additional finishes on page 15

Standard Grab Bars | GRA.BAR-XXX
Group 1 - PC or PB \$ 420

Universal Grab Bars | UGB-XXX
Group 1 - PC or PB \$ 450

HYDRO BLANKET | BLA.HEA-X

2 Zones	\$ 1,160	4 Zones	\$ 1,620
3 Zones	\$ 1,450	5 Zones	\$ 1,830

HYDRO COAT | HYC.COA \$ 290

HYDRO EXPRESS QUICK SHIP
69.104-HYD.EXP NET \$ 130

HYDRO FUSION

Hydro Fusion (Tub Only) | 29.102 \$ 760

Hydro Fusion with Ozone (Tub Only) | 29.103 \$ 1,030

Hydro Fusion (Thermal Air) | 29.107 \$ 1,150

HYDRO INDULGE | HYD.IND \$ 2,520

HYDROZONE UV COMBO SYSTEM | OZUV.XXX

110 V | OZUV.110 \$ 890

220 V | OZUV.220 \$ 890

INLINE HEATER (Whirlpool & Combo systems only)

12.50 Amps 1.5 KW - 110V | 27.100 \$ 620

6.25 Amps 1.5 KW - 220V | 27.101 \$ 670

6.00 Amps 0.75 KW | 27.103 \$ 555

(no dedicated GFI required for 6.00 Amp)

JETS For additional finishes go to page 15

Add. Jumbo Jet (JET.JJ-XX) & Rotating Jets (JET.JR-XX)
Group 1 - PC or PB \$ 220

Add. Standard (JET.STD-XX) & Swirling Jets (JET.SWI-XX)
Group 1 - PC or PB \$ 210

Jumbo Jets (JUP.JJ-XX) & Rotating Jets Upgrade (JUP.JR-XX) \$ 95

Micro Therapy Jet | MTJ.XXX
BIS, BLA, BON, SIL, WHI \$ 170

Swirling Jet Upgrade | JUP.SWI-XX \$ 60

JET PLATING For jet plating options go to page 16

CUSTOM JET LOCATIONS | 69.116-CUS.JET No Charge

LIGHTING

LED Bath Light Chromotherapy System | LIG.LED \$ 630

LOW WATER PROTECTION (Includes 30 minute timer)

110V | LOW.WAT-110 \$ 325

220V | LOW.WAT-220 \$ 350

MICRO MOUNT | 69.140MCREDG \$ 120

NECK MASSEUSE JET PILLOW | PIL.NEC-XX \$ 650

Available in black, bone and white.

PADDED HEADREST PILLOW | 41.128 \$ 130

(Available in black only)

PUMPS

Custom Pump Locations | 69.116-CUS.PMP No Charge

Pump Upgrades | PMP.UP \$ 275

(110V to 220V ON 2.25 H.P. only)

WASTE & OVERFLOW | WOV.XX For finishes go to page 17

INTEGRAL W/O (Std. Round) | IWO.XX \$ 325

LCD TEMP. READOUT KEYPAD | LCD.UPG \$ 475

(must have a keypad controlled system to purchase)

REMOTE CONTROL SYSTEM \$ 580

(must have system to purchase)

RINCON

59"L x 59"W x 21"D



MODEL / PRICING

RIN5959ATO	Tub Only	\$ 2,620	RIN5959ATA	Thermal Air	\$ 5,115
RIN5959AWP	Whirlpool (6)	\$ 4,835	RIN5959ACO	Combo System	\$ 6,870

AVAILABLE OPTIONS

ACRYLIC BATHTUB COLORS

Standard Colors: Bone | White | Biscuit

Premium Colors: Black | Ice Grey | Sandbar \$ 410

Matte Finish: NET \$ 460

BACK MASSEUSE SYSTEMS Additional finishes on page 15

System I - Manual Control | BAC.MA1-XXX \$ 690

System II - Electronic Control (TA) | BAC.MA2-XXX \$ 2,200

System III - Electronic Control (WP or CO) \$ 1,390

EXPORT CRATE | FRT.EXPCRT NET \$ 130

EXTRA HIGH DENSITY | HI.DEN \$ 630

GRAB BARS (Pair) Additional finishes on page 15

Standard Grab Bars | GRA.BAR-XXX
Group 1 - PC or PB \$ 420

Universal Grab Bars | UGB-XXX
Group 1 - PC or PB \$ 450

HYDRO BLANKET | BLA.HEA-X
2 Zones \$ 1,160 4 Zones \$ 1,830
3 Zones \$ 1,450

HYDRO COAT | HYC.COA \$ 290

HYDRO EXPRESS QUICK SHIP
69.104-HYD.EXP NET \$ 130

HYDRO FUSION

Hydro Fusion (Tub Only) | 29.102 \$ 760

Hydro Fusion with Ozone (Tub Only) | 29.103 \$ 1,030

Hydro Fusion (Thermal Air) | 29.107 \$ 1,150

HYDRO INDULGE | HYD.IND \$ 2,520

HYDROZONE UV COMBO SYSTEM | OZUV.XXX

110 V | OZUV.110 \$ 890

220 V | OZUV.220 \$ 890

INLINE HEATER (Whirlpool & Combo systems only)

12.50 Amps 1.5 KW - 110V | 27.100 \$ 620

6.25 Amps 1.5 KW - 220V | 27.101 \$ 670

6.00 Amps 0.75 KW | 27.103 \$ 555

(no dedicated GFI required for 6.00 Amp)

JETS For additional finishes go to page 15

Add. Jumbo Jet (JET.JJ-XX) & **Rotating Jets** (JET.JR-XX)
Group 1 - PC or PB \$ 220

Add. Standard (JET.STD-XX) & **Swirling Jets** (JET.SWI-XX)
Group 1 - PC or PB \$ 210

Jumbo Jets (JUP.JJ-XX) & **Rotating Jets Upgrade** (JUP.JR-XX) \$ 95

Micro Therapy Jet | MTJ.XXX
BIS, BLA, BON, SIL, WHI \$ 170

Swirling Jet Upgrade | JUP.SWI-XX \$ 60

JET PLATING For jet plating options go to page 16

CUSTOM JET LOCATIONS | 69.116-CUS.JET No Charge

LIGHTING

LED Bath Light Chromatherapy System | LIG.LED \$ 630

LOW WATER PROTECTION (Includes 30 minute timer)
110V | LOW.WAT-110 \$ 325
220V | LOW.WAT-220 \$ 350

MICRO MOUNT | 69.140MCREDEG \$ 120

NECK MASSEUSE JET PILLOW | PIL.NEC-XX \$ 650
Available in black, bone and white.

PADDED HEADREST PILLOW | 41.128 \$ 130
(Available in black only)

PUMPS

Custom Pump Locations | 69.116-CUS.PMP No Charge

Pump Upgrades | PMP.UP \$ 275
(110V to 220V ON 2.25 H.P. only)

SKIRTS For skirt options go to pages 16-17

TILE FLANGES | FLA.MO-X \$ 190

WASTE & OVERFLOW | WOV.XX For finishes go to page 17

INTEGRAL W/O (Std. Round) | IWO.XX \$ 325

LINEAR INTEGRAL W/O | LWO-XXX \$ 325

LCD TEMP. READOUT KEYPAD | LCD.UPG \$ 475
(must have a keypad controlled system to purchase)

REMOTE CONTROL SYSTEM \$ 580
(must have system to purchase)

*The addition of multiple options could impact the equipment fitting inside the perimeter of the tub.

ROCKWELL

66"L x 36"W x 24"D - center drain

70"L x 36"W x 23"D - center drain

W/O Included

Foam fill sound insulator included

Includes lumbar support

Remote blower required for Thermal Air system



MODEL / PRICING

MRC6636ATO	Tub Only	\$ 6,625	MRC7036ATO	Tub Only	\$ 7,175
MRC6636ATA	Thermal Air	\$ 8,845	MRC7036ATA	Thermal Air	\$ 9,420

AVAILABLE OPTIONS

ACRYLIC BATHTUB COLORS

Standard Colors: Bone | White | Biscuit

Premium Colors: Black | Ice Grey | Sandbar \$ 1,160

Matte Finish: NET \$ 460

Dual Color Option: \$2,040

MODEL/COLOR1/COLOR2 (XXX.XXX.XXX)

SURFACES (OUTSIDE ONLY)

Faux Metallic:

Galvanized [GAL] | Weathered Nickel [WN] \$ 3,150

Metallic: Polished Nickel [PN] \$ 15,750

MODEL/METAL/COLOR (XXX.XXX.XXX)

EXPORT CRATE | FRT.EXPCRT NET \$ 130

GRAB BARS (Pair)

Standard Grab Bars | GRA.BAR-XXX

Group 1 - PC or PB \$ 420

Group 2 - AB, BB, SB, BC, PN, SN, BN \$ 545

Group 2 - GOL & Other finishes \$ 740

Universal Grab Bars | UGB-XXX

Group 1 - PC or PB \$ 450

Group 2 - AB, BB, SB, BC, PN, SN, BN \$ 580

Group 3 - GOL & Other finishes \$ 760

HYDRO BLANKET | BLA.HEA-X

2 Zones \$ 1,160 4 Zones \$ 1,620

3 Zones \$ 1,450

HYDRO COAT | HYC.COA \$ 290

HYDRO EXPRESS QUICK SHIP

69.104-HYD.EXP NET \$ 130

HYDROZONE INCLUDED ON Thermal Air

LIGHTING

LED Bath Light Chromotherapy System | LIG.LED \$ 630

INTEGRAL W/O (Std. Round) | INT.XXX Included

WHI, BIS, PC, PB, PN, BC, SB, SN, ORB, PE

GOLD FINISH UPGRADE \$ 460

LINEAR INTEGRAL W/O | LWO.XXX NO UPCHARGE

(must specify on PO)

ISLAND TUB DRAIN

ITD.XXX \$ 325

ABS, PVC | ITD.ABS | ITD.PVC \$ 395

Cast Iron | ITD.CST

LCD TEMP. READOUT KEYPAD | LCD.UPG \$ 475

(must have a keypad controlled system to purchase)

REMOTE CONTROL SYSTEM \$ 580

(must have system to purchase)

RODIN

72"L x 38"W x 25"D - center drain
 W/O Included
 Foam fill sound insulator included
 Remote blower required for Thermal Air system



MODEL / PRICING

MRO7238ATO	Tub Only	\$ 7,175		MRO7238ATA	Thermal Air	\$ 9,420
------------	----------	----------	--	------------	-------------	----------

AVAILABLE OPTIONS

ACRYLIC BATHTUB COLORS

Standard Colors: Bone | White | Biscuit

Premium Colors: Black | Ice Grey | Sandbar \$ 1,160

Matte Finish: NET \$ 460

Dual Color Option: \$2,040

MODEL/COLOR1/COLOR2 (XXX.XXX.XXX)

SURFACES (OUTSIDE ONLY)

Faux Metallic:

Galvanized [GAL] | Weathered Nickel [WN] \$ 3,150

Metallic: Polished Nickel [PN] \$ 15,750

MODEL/METAL/COLOR (XXX.XXX.XXX)

EXPORT CRATE | FRT.EXPCRT NET \$ 130

GRAB BARS (Pair)

Standard Grab Bars | GRA.BAR-XXX

Group 1 - PC or PB \$ 420

Group 2 - AB, BB, SB, BC, PN, SN, BN \$ 545

Group 2 - GOL & Other finishes \$ 760

Universal Grab Bars | UGB-XXX

Group 1 - PC or PB \$ 450

Group 2 - AB, BB, SB, BC, PN, SN, BN \$ 580

Group 3 - GOL & Other finishes \$ 760

HYDRO BLANKET | BLA.HEA-X

2 Zones \$ 1,160 4 Zones \$ 1,620

3 Zones \$ 1,450

HYDRO COAT | HYC.COA \$ 290

HYDRO EXPRESS QUICK SHIP
 69.104-HYD.EXP NET \$ 130

HYDROZONE INCLUDED ON Thermal Air

LIGHTING

LED Bath Light Chromotherapy System | LIG.LED \$ 630

INTEGRAL W/O (Std. Round) | INT.XXX Included
 WHI, BIS, PC, PB, PN, BC, SB, SN, ORB, PE
 GOLD FINISH UPGRADE \$ 460

LINEAR INTEGRAL W/O | LWO.XXX NO UPCHARGE
 (must specify on PO)

ISLAND TUB DRAIN | ITD.XXX
 ABS, PVC | ITD.ABS | ITD.PVC \$ 325
 Cast Iron | ITD.CST \$ 395

LCD TEMP. READOUT KEYPAD | LCD.UPG \$ 475
 (must have a keypad controlled system to purchase)

REMOTE CONTROL SYSTEM \$ 580
 (must have system to purchase)

ROSEMARIE

60"L x 32"W x 18"D



MODEL / PRICING

ROS6032ATO	Tub Only	\$ 2,160	ROS6032ATA	Thermal Air	\$ 4,580
ROS6032AWP	Whirlpool (6)	\$ 4,475	ROS6032ACO	Combo System	\$ 6,330

AVAILABLE OPTIONS

ACRYLIC BATHTUB COLORS

Standard Colors: Bone White Biscuit	
Premium Colors: Black Ice Grey Sandbar	\$ 410
Matte Finish:	NET \$ 460

BACK MASSEUSE SYSTEMS Additional finishes on page 15

System I - Manual Control BAC.MA1-XXX	\$ 690
System II - Electronic Control (TA) BAC.MA2-XXX	\$ 2,200
System III - Electronic Control (WP or CO)	\$ 1,390

EXPORT CRATE | FRT.EXPCRT NET \$ 130

EXTRA HIGH DENSITY | HI.DEN \$ 630

GRAB BARS (Pair) Additional finishes on page 15

Standard Grab Bars GRA.BAR-XXX	
Group 1 - PC or PB	\$ 420
Universal Grab Bars UGB-XXX	
Group 1 - PC or PB	\$ 450

HYDRO BLANKET | BLA.HEA-X

2 Zones	\$ 1,160	4 Zones	\$ 1,620
3 Zones	\$ 1,450	5 Zones	\$ 1,830

HYDRO COAT | HYC.COA \$ 290

HYDRO EXPRESS QUICK SHIP
69.104-HYD.EXP NET \$ 130

HYDRO FUSION

Hydro Fusion (Tub Only) 29.102	\$ 760
Hydro Fusion with Ozone (Tub Only) 29.103	\$ 1,030
Hydro Fusion (Thermal Air) 29.107	\$ 1,150

HYDRO INDULGE | HYD.IND \$ 2,520

HYDROZONE UV COMBO SYSTEM | OZUV.XXX

110 V OZUV.110	\$ 890
220 V OZUV.220	\$ 890

INLINE HEATER (Whirlpool & Combo systems only)

12.50 Amps 1.5 KW - 110V 27.100	\$ 620
6.25 Amps 1.5 KW - 220V 27.101	\$ 670
6.00 Amps 0.75 KW 27.103	\$ 555

(no dedicated GFI required for 6.00 Amp)

LCD TEMP. READOUT KEYPAD | LCD.UPG \$ 475
(must have a keypad controlled system to purchase)

JETS For additional finishes go to page 15

Add. Jumbo Jet (JET.JJ-XX) & Rotating Jets (JET.JR-XX)	
Group 1 - PC or PB	\$ 220
Add. Standard (JET.STD-XX) & Swirling Jets (JET.SWI-XX)	
Group 1 - PC or PB	\$ 200
Jumbo Jets (JUP.JJ-XX) & Rotating Jets Upgrade (JUP.JR-XX)	\$ 95
Micro Therapy Jet MTJ.XXX	
BIS, BLA, BON, SIL, WHI	\$ 170
Swirling Jet Upgrade JUP.SWI-XX	\$ 60

JET PLATING For jet plating options go to page 16

CUSTOM JET LOCATIONS | 69.116-CUS.JET No Charge

LIGHTING

LED Bath Light Chromotherapy System | LIG.LED \$ 630

LOW WATER PROTECTION (Includes 30 minute timer)

110V LOW.WAT-110	\$ 325
220V LOW.WAT-220	\$ 350

MICRO MOUNT | 69.140MCREDG \$ 120

MOLDED ARMRESTS (Per Pair) | ARM.MOL-X \$ 130
Some molded armrests add an interior detail line to the bathtub

NECK MASSEUSE JET PILLOW | PIL.NEC-XX \$ 650
Available in black, bone and white.

PADDED HEADREST PILLOW | 41.128 \$ 130
(Available in black only)

PUMPS

Custom Pump Locations | 69.116-CUS.PMP No Charge
Pump Upgrades | PMP.UP \$ 275
(110V to 220V ON 2.25 H.P. only)

SKIRTS For skirt options go to pages 16-17

TILE FLANGES | FLA.MO-X \$ 190

WASTE & OVERFLOW | WOV.XX For finishes go to page 17

INTEGRAL W/O (Std. Round) | IWO.XX \$ 325

LINEAR INTEGRAL W/O | LWO-XXX \$ 325

REMOTE CONTROL SYSTEM \$ 580
(must have system to purchase)

SAVANNAH

66" L x 44" W x 24" D

74" L x 44" W x 24" D

Includes armrests

3 swirling jets on each back (6 in total) &

2 directional jets on each long side (4 in total).



MODEL / PRICING

SAV6644ATO	Tub Only	\$ 2,955	SAV7444ATO	Tub Only	\$ 3,035
SAV6644AWP	Whirlpool (10)	\$ 5,420	SAV7444AWP	Whirlpool (10)	\$ 5,635
SAV6644ATA	Thermal Air	\$ 5,405	SAV7444ATA	Thermal Air	\$ 5,560
SAV6644ACO	Combo System	\$ 7,385	SAV7444ACO	Combo System	\$ 7,570

AVAILABLE OPTIONS

ACRYLIC BATHTUB COLORS

Standard Colors: Bone | White | Biscuit

Premium Colors: Black | Ice Grey | Sandbar \$ 410

Matte Finish: NET \$ 460

BACK MASSEUSE SYSTEMS Additional finishes on page 15

System I - Manual Control | BAC.MA1-XXX \$ 690

System II - Electronic Control (TA) | BAC.MA2-XXX \$ 2,200

System III - Electronic Control (WP or CO) \$ 1,390

EXPORT CRATE | FRT.EXPCRT NET \$ 130

EXTRA HIGH DENSITY | HI.DEN \$ 630

GRAB BARS (Pair) Additional finishes on page 15

Standard Grab Bars | GRA.BAR-XXX
Group 1 - PC or PB \$ 420

Universal Grab Bars | UGB-XXX
Group 1 - PC or PB \$ 450

HYDRO BLANKET | BLA.HEA-X
2 Zones \$ 1,160 4 Zones \$ 1,620
3 Zones \$ 1,450

HYDRO COAT | HYC.COA \$ 290

HYDRO EXPRESS QUICK SHIP
69.104-HYD.EXP NET \$ 130

HYDRO FUSION
Hydro Fusion (Tub Only) | 29.102 \$ 760
Hydro Fusion with Ozone (Tub Only) | 29.103 \$ 1,030
Hydro Fusion (Thermal Air) | 29.107 \$ 1,150

HYDRO INDULGE | HYD.IND \$ 2,520

HYDROZONE UV COMBO SYSTEM | OZUV.XXX
110 V | OZUV.110 \$ 890
220 V | OZUV.220 \$ 890

INLINE HEATER (Whirlpool & Combo systems only)
12.50 Amps 1.5 KW - 110V | 27.100 \$ 620
6.25 Amps 1.5 KW - 220V | 27.101 \$ 670
6.00 Amps 0.75 KW | 27.103 \$ 555
(no dedicated GFI required for 6.00 Amp)

JETS For additional finishes go to page 15

Add. Jumbo Jet (JET.JJ-XX) & **Rotating Jets** (JET.JR-XX)
Group 1 - PC or PB \$ 220

Add. Standard (JET.STD-XX) & **Swirling Jets** (JET.SWI-XX)
Group 1 - PC or PB \$ 210

Jumbo Jets (JUP.JJ-XX) & **Rotating Jets Upgrade** (JUP.JR-XX) \$ 95

Micro Therapy Jet | MTJ.XXX
BIS, BLA, BON, SIL, WHI \$ 170

Swirling Jet Upgrade | JUP.SWI-XX \$ 60

JET PLATING For jet plating options go to page 16

CUSTOM JET LOCATIONS | 69.116-CUS.JET No Charge

LIGHTING

LED Bath Light Chromatherapy System | LIG.LED \$ 630

LOW WATER PROTECTION (Includes 30 minute timer)
110V | LOW.WAT-110 \$ 325
220V | LOW.WAT-220 \$ 350

MICRO MOUNT | 69.140MCREDG \$ 120

NECK MASSEUSE JET PILLOW | PIL.NEC-XX \$ 650
Available in black, bone and white.

PADDED HEADREST PILLOW | 41.128 \$ 130
(Available in black only)

PUMPS

Custom Pump Locations | 69.116-CUS.PMP No Charge
Pump Upgrades | PMP.UP \$ 275
(110V to 220V ON 2.25 H.P. only)

WASTE & OVERFLOW | WOV.XX For finishes go to page 17

INTEGRAL W/O (Std. Round) | IWO.XX \$ 325

LINEAR INTEGRAL W/O | LWO-XXX \$ 325

LCD TEMP. READOUT KEYPAD | LCD.UPG \$ 475
(must have a keypad controlled system to purchase)

REMOTE CONTROL SYSTEM \$ 580
(must have system to purchase)

SOLITUDE

60"L x 30"W x 20"D



MODEL / PRICING

SLT6030ATO	Tub Only	\$ 1,875	SLT6030ATA	Thermal Air	\$ 3,795
SLT6030AWP	Whirlpool (6)	\$ 3,875	SLT6030ACO	Combo System	\$ 5,490

AVAILABLE OPTIONS

ACRYLIC BATHTUB COLORS

Standard Colors: Bone | White | Biscuit
Premium Colors: Black | Ice Grey | Sandbar \$ 410
Matte Finish: NET \$ 460

BACK MASSEUSE SYSTEMS Additional finishes on page 15
System I - Manual Control | BAC.MA1-XXX \$ 690
System II - Electronic Control (TA) | BAC.MA2-XXX \$ 2,200
System III - Electronic Control (WP or CO) \$ 1,390

EXPORT CRATE | FRT.EXPCRT NET \$ 130

EXTRA HIGH DENSITY | HI.DEN \$ 630

GRAB BARS (Pair) Additional finishes on page 15
Standard Grab Bars | GRA.BAR-XXX \$ 420
 Group 1 - PC or PB
Universal Grab Bars | UGB-XXX \$ 450
 Group 1 - PC or PB

HYDRO BLANKET | BLA.HEA-X
 2 Zones \$ 1,160 4 Zones \$ 1,620
 3 Zones \$ 1,450 5 Zones \$ 1,830

HYDRO COAT | HYC.COA \$ 290

HYDRO EXPRESS QUICK SHIP
 69.104-HYD.EXP NET \$ 130

HYDRO FUSION
Hydro Fusion (Tub Only) | 29.102 \$ 760
Hydro Fusion with Ozone (Tub Only) | 29.103 \$ 1,030
Hydro Fusion (Thermal Air) | 29.107 \$ 1,150

HYDRO INDULGE | HYD.IND \$ 2,520

HYDROZONE UV COMBO SYSTEM | OZUV.XXX
 110 V | OZUV.110 \$ 890
 220 V | OZUV.220 \$ 890

INLINE HEATER (Whirlpool & Combo systems only)
 12.50 Amps 1.5 KW - 110V | 27.100 \$ 620
 6.25 Amps 1.5 KW - 220V | 27.101 \$ 670
 6.00 Amps 0.75 KW | 27.103 \$ 555
 (no dedicated GFI required for 6.00 Amp)

JETS For additional finishes go to page 15
Add. Jumbo Jet (JET.JJ-XX) & **Rotating Jets** (JET.JR-XX)
 Group 1 - PC or PB \$ 220
Add. Standard (JET.STD-XX) & **Swirling Jets** (JET.SWI-XX)
 Group 1 - PC or PB \$ 210
Jumbo Jets (JUP.JJ-XX) & **Rotating Jets Upgrade** (JUP.JR-XX) \$ 95
Micro Therapy Jet | MTJ.XXX
 BIS, BLA, BON, SIL, WHI \$ 170
Swirling Jet Upgrade | JUP.SWI-XX \$ 60

JET PLATING For jet plating options go to page 16

CUSTOM JET LOCATIONS | 69.116-CUS.JET No Charge

LIGHTING

LED Bath Light Chromotherapy System | LIG.LED \$ 630

LOW WATER PROTECTION (Includes 30 minute timer)
 110V | LOW.WAT-110 \$ 325
 220V | LOW.WAT-220 \$ 350

MICRO MOUNT | 69.140MCREDG \$ 120

NECK MASSEUSE JET PILLOW | PIL.NEC-XX \$ 650
 Available in black, bone and white.

PADDED HEADREST PILLOW | 41.128 \$ 130
 (Available in black only)

PUMPS

Custom Pump Locations | 69.116-CUS.PMP No Charge
Pump Upgrades | PMP.UP \$ 275
 (110V to 220V ON 2.25 H.P. only)

SKIRTS For skirt options go to pages 16-17

TILE FLANGES | FLA.MO-X \$ 190

WASTE & OVERFLOW | WOV.XX For finishes go to page 17

INTEGRAL W/O (Std. Round) | IWO.XX \$ 325

LINEAR INTEGRAL W/O | LWO-XXX \$ 325

LCD TEMP. READOUT KEYPAD | LCD.UPG \$ 475
 (must have a keypad controlled system to purchase)

REMOTE CONTROL SYSTEM \$ 580
 (must have system to purchase)

SOLO

54"L x 30"W x 19"D
 60"L x 32"W x 19"D
 60"L x 36"W x 19"D
 Includes armrests

66"L x 30"W x 19"D
 66"L x 34"W x 19"D
 72"L x 36"W x 19"D



MODEL / PRICING

SOL5430ATO	Tub Only	\$ 2,380	SOL6036ATO	Tub Only	\$ 2,020	SOL6634ATO	Tub Only	\$ 2,070
SOL5430AWP	Whirlpool (6)	\$ 4,810	SOL6036AWP	Whirlpool (6)	\$ 4,380	SOL6634AWP	Whirlpool (6)	\$ 4,390
SOL5430ATA	Thermal Air	\$ 4,820	SOL6036ATA	Thermal Air	\$ 4,405	SOL6634ATA	Thermal Air	\$ 4,460
SOL5430ACO	Combo System	\$ 6,640	SOL6036ACO	Combo System	\$ 6,175	SOL6634ACO	Combo System	\$ 6,225
SOL6032ATO	Tub Only	\$ 2,000	SOL6630ATO	Tub Only	\$ 2,070	SOL7236ATO	Tub Only	\$ 2,130
SOL6032AWP	Whirlpool (6)	\$ 4,330	SOL6630AWP	Whirlpool (6)	\$ 4,390	SOL7236AWP	Whirlpool (6)	\$ 4,530
SOL6032ATA	Thermal Air	\$ 4,380	SOL6630ATA	Thermal Air	\$ 4,460	SOL7236ATA	Thermal Air	\$ 4,600
SOL6032ACO	Combo System	\$ 6,165	SOL6630ACO	Combo System	\$ 6,225	SOL7236ACO	Combo System	\$ 6,640

AVAILABLE OPTIONS

ACRYLIC BATHTUB COLORS

Standard Colors: Bone | White | Biscuit
Premium Colors: Black | Ice Grey | Sandbar \$ 410
Matte Finish: NET \$ 460

BACK MASSEUSE SYSTEMS

Additional finishes on page 15
System I - Manual Control | BAC.MA1-XXX \$ 690
System II - Electronic Control (TA) | BAC.MA2-XXX \$ 2,200
System III - Electronic Control (WP or CO) \$ 1,390

EXTRA HIGH DENSITY | HI.DEN \$ 630

GRAB BARS (Pair)

Additional finishes on page 15
Standard Grab Bars | GRA.BAR-XXX \$ 420
 Group 1 - PC or PB
Universal Grab Bars | UGB-XXX \$ 450
 Group 1 - PC or PB

HYDRO BLANKET | BLA.HEA-X
 2 Zones \$ 1,160 4 Zones \$ 1,620
 3 Zones \$ 1,450 5 Zones \$ 1,830

HYDRO COAT | HYC.COA \$ 290

HYDRO EXPRESS QUICK SHIP 69.104-HYD.EXP NET \$ 130

HYDRO FUSION
Hydro Fusion (Tub Only) | 29.102 \$ 760
Hydro Fusion with Ozone (Tub Only) | 29.103 \$ 1,030
Hydro Fusion (Thermal Air) | 29.107 \$ 1,150

HYDRO INDULGE | HYD.IND \$ 2,520

HYDROZONE UV COMBO SYSTEM | OZUV.XXX
 110 V | OZUV.110 \$ 890
 220 V | OZUV.220 \$ 890

INLINE HEATER (Whirlpool & Combo systems only)
 12.50 Amps 1.5 KW - 110V | 27.100 \$ 620
 6.25 Amps 1.5 KW - 220V | 27.101 \$ 670
 6.00 Amps 0.75 KW | 27.103 \$ 555
 (no dedicated GFI required for 6.00 Amp)

LCD TEMP. READOUT KEYPAD | LCD.UPG \$ 475
 (must have a keypad controlled system to purchase)

JETS For additional finishes go to page 15
Add. Jumbo Jet (JET.JJ-XX) & **Rotating Jets** (JET.JR-XX)
 Group 1 - PC or PB \$ 220
Add. Standard (JET.STD-XX) & **Swirling Jets** (JET.SWI-XX)
 Group 1 - PC or PB \$ 210
Jumbo Jets (JUP.JJ-XX) & **Rotating Jets Upgrade** (JUP.JR-XX) \$ 95
Micro Therapy Jet | MTJ.XXX
 BIS, BLA, BON, SIL, WHI \$ 170
Swirling Jet Upgrade | JUP.SWI-XX \$ 60

JET PLATING For jet plating options go to page 16

CUSTOM JET LOCATIONS | 69.116-CUS.JET No Charge

LIGHTING
LED Bath Light Chromotherapy System | LIG.LED \$ 630

LOW WATER PROTECTION (Includes 30 minute timer)
 110V | LOW.WAT-110 \$ 325
 220V | LOW.WAT-220 \$ 350

MICRO MOUNT | 69.140MCREDG \$ 120

NECK MASSEUSE JET PILLOW | PIL.NEC-XX \$ 650
 Available in black, bone and white.

PADDED HEADREST PILLOW | 41.128 \$ 130
 (Available in black only)

PUMPS
Custom Pump Locations | 69.116-CUS.PMP No Charge
Pump Upgrades | PMP.UP \$ 275
 (110V to 220V ON 2.25 H.P. only)

SKIRTS For skirt options go to pages 16-17

TILE FLANGES | FLA.MO-X \$ 190

WASTE & OVERFLOW | WOV.XX For finishes go to page 17

INTEGRAL W/O (Std. Round) | IWO.XX \$ 325

LINEAR INTEGRAL W/O | LWO-XXX \$ 325

REMOTE CONTROL SYSTEM \$ 580
 (must have system to purchase)

*The addition of multiple options could impact the equipment fitting inside the perimeter of the tub.

SOPHIA

70"L x 40"W x 26"D - side-center drain
 W/O Included
 Foam fill sound insulator included
 Includes lumbar support
 Remote blower required for Thermal Air system
 Available as drop-in model, see Noelle page 80



MODEL / PRICING

SOP7040ATO	Tub Only	\$ 5,235		SOP7040ATA	Thermal Air	\$ 7,770
------------	----------	----------	--	------------	-------------	----------

AVAILABLE OPTIONS

ACRYLIC BATHTUB COLORS

Standard Colors: Bone | White | Biscuit

Premium Colors: Black | Ice Grey | Sandbar \$ 1,160

Matte Finish: NET \$ 460

Dual Color Option: \$2,040

MODEL/COLOR1/COLOR2 (XXX.XXX.XXX)

SURFACES (OUTSIDE ONLY)

Faux Metallic:

Galvanized [GAL] | Weathered Nickel [WN] \$ 3,150

Metallic: Polished Nickel [PN] \$ 15,750

MODEL/METAL/COLOR (XXX.XXX.XXX)

EXPORT CRATE | FRT.EXPCRT NET \$ 130

GRAB BARS (Pair)

Standard Grab Bars | GRA.BAR-XXX

Group 1 - PC or PB \$ 420

Group 2 - AB, BB, SB, BC, PN, SN, BN \$ 545

Group 2 - GOL & Other finishes \$ 740

Universal Grab Bars | UGB-XXX

Group 1 - PC or PB \$ 450

Group 2 - AB, BB, SB, BC, PN, SN, BN \$ 580

Group 3 - GOL & Other finishes \$ 760

HYDRO BLANKET | BLA.HEA-X

2 Zones \$ 1,160 4 Zones \$ 1,620

3 Zones \$ 1,450 5 Zones \$ 1,830

HYDRO COAT | HYC.COA \$ 290

HYDRO EXPRESS QUICK SHIP

69.104-HYD.EXP NET \$ 130

HYDROZONE INCLUDED ON Thermal Air

LIGHTING

LED Bath Light Chromotherapy System | LIG.LED \$ 630

INTEGRAL W/O (Std. Round) | INT.XXX Included

WHI, BIS, PC, PB, PN, BC, SB, SN, ORB, PE
 GOLD FINISH UPGRADE \$ 460

LINEAR INTEGRAL W/O | LWO.XXX NO UPCHARGE
 (must specify on PO)

ISLAND TUB DRAIN | ITD.XXX

ABS, PVC | ITD.ABS | ITD.PVC \$ 325

Cast Iron | ITD.CST \$ 395

LCD TEMP. READOUT KEYPAD | LCD.UPG \$ 475

(must have a keypad controlled system to purchase)

REMOTE CONTROL SYSTEM \$ 580

(must have system to purchase)

STELLA

70"L x 36"W x 19"D



MODEL / PRICING

STE7036ATO	Tub Only	\$ 2,520	STE7036ATA	Thermal Air	\$ 5,370
STE7036AWP	Whirlpool (6)	\$ 5,035	STE7036ACO	Combo System	\$ 7,145

AVAILABLE OPTIONS

ACRYLIC BATHTUB COLORS

Standard Colors: Bone | White | Biscuit
Premium Colors: Black | Ice Grey | Sandbar \$ 410
Matte Finish: NET \$ 460

BACK MASSEUSE SYSTEMS Additional finishes on page 15

System I - Manual Control | BAC.MA1-XXX \$ 690
System II - Electronic Control (TA) | BAC.MA2-XXX \$ 2,200
System III - Electronic Control (WP or CO) \$ 1,390

EXPORT CRATE | FRT.EXPCRT NET \$ 130

EXTRA HIGH DENSITY | HI.DEN \$ 630

GRAB BARS (Pair) Additional finishes on page 15

Standard Grab Bars | GRA.BAR-XXX
 Group 1 - PC or PB \$ 420
Universal Grab Bars | UGB-XXX
 Group 1 - PC or PB \$ 450

HYDRO BLANKET | BLA.HEA-X
 2 Zones \$ 1,160 4 Zones \$ 1,620
 3 Zones \$ 1,450 5 Zones \$ 1,830

HYDRO COAT | HYC.COA \$ 290

HYDRO EXPRESS QUICK SHIP
 69.104-HYD.EXP NET \$ 130

HYDRO FUSION
Hydro Fusion (Tub Only) | 29.102 \$ 760
Hydro Fusion with Ozone (Tub Only) | 29.103 \$ 1,030
Hydro Fusion (Thermal Air) | 29.107 \$ 1,150

HYDRO INDULGE | HYD.IND \$ 2,520

HYDROZONE UV COMBO SYSTEM | OZUV.XXX
 110 V | OZUV.110 \$ 890
 220 V | OZUV.220 \$ 890

INLINE HEATER (Whirlpool & Combo systems only)
 12.50 Amps 1.5 KW - 110V | 27.100 \$ 620
 6.25 Amps 1.5 KW - 220V | 27.101 \$ 670
 6.00 Amps 0.75 KW | 27.103 \$ 555
 (no dedicated GFI required for 6.00 Amp)

LCD TEMP. READOUT KEYPAD | LCD.UPG \$ 475
 (must have a keypad controlled system to purchase)

JETS For additional finishes go to page 15
Add. Jumbo Jet (JET.JJ-XX) & **Rotating Jets** (JET.JR-XX)
 Group 1 - PC or PB \$ 220
Add. Standard (JET.STD-XX) & **Swirling Jets** (JET.SWI-XX)
 Group 1 - PC or PB \$ 210
Jumbo Jets (JUP.JJ-XX) & **Rotating Jets Upgrade** (JUP.JR-XX) \$ 95
Micro Therapy Jet | MTJ.XXX
 BIS, BLA, BON, SIL, WHI \$ 170
Swirling Jet Upgrade | JUP.SWI-XX \$ 60

JET PLATING For jet plating options go to page 16

CUSTOM JET LOCATIONS | 69.116-CUS.JET No Charge

LIGHTING
LED Bath Light Chromotherapy System | LIG.LED \$ 630

LOW WATER PROTECTION (Includes 30 minute timer)
 110V | LOW.WAT-110 \$ 325
 220V | LOW.WAT-220 \$ 350

MICRO MOUNT | 69.140MCREDEG \$ 120

MOLDED ARMRESTS (Per Pair) | ARM.MOL-X \$ 130
 Some molded armrests add an interior detail line to the bathtub

NECK MASSEUSE JET PILLOW | PIL.NEC-XX \$ 650
 Available in black, bone and white.

PADDED HEADREST PILLOW | 41.128 \$ 130
 (Available in black only)

PUMPS
Custom Pump Locations | 69.116-CUS.PMP No Charge
Pump Upgrades | PMP.UP \$ 275
 (110V to 220V ON 2.25 H.P. only)

SKIRTS For skirt options go to pages 16-17

TILE FLANGES | FLA.MO-X \$ 190

WASTE & OVERFLOW | WOV.XX For finishes go to page 17

INTEGRAL W/O (Std. Round) | IWO.XX \$ 325

LINEAR INTEGRAL W/O | LWO-XXX \$ 325

REMOTE CONTROL SYSTEM \$ 580
 (must have system to purchase)

SYDNEY - with flange & skirt

- 60"L x 30"W x 17"D 72"L x 32"W x 20"D No skirt access, see pg 4
- 60"L x 30"W x 20"D 72"L x 36"W x 20"D
- 60"L x 32"W x 17"D 72"L x 40"W x 20"D
- 60"L x 32"W x 20"D Specify LH or RH drain
- 60"L x 34"W x 20"D (Add LH or RH to end of
- 60"L x 36"W x 20"D model code)
- 66"L x 32"W x 20"D



Available as drop-in model, see Lacey page 58

MODEL / PRICING

♿ SYD6030ATOS Tub Only	\$ 1,740	SYD6034ATO Tub Only	\$ 1,980	SYD7236ATO Tub Only	\$ 2,390
SYD6030AWPS Whirlpool (6)	\$ 3,290	SYD6034AWP Whirlpool (6)	\$ 3,540	SYD7236AWP Whirlpool (6)	\$ 3,925
SYD6030ATAS Thermal Air	\$ 4,095	SYD6034ATA Thermal Air	\$ 4,350	SYD7236ATA Thermal Air	\$ 4,840
SYD6030ACOS Combo System	\$ 5,845	SYD6034ACO Combo System	\$ 6,100	SYD7236ACO Combo System	\$ 6,670
SYD6030ATO Tub Only	\$ 1,740	SYD6036ATO Tub Only	\$ 2,005	SYD7240ATO Tub Only	\$ 2,390
SYD6030AWP Whirlpool (6)	\$ 3,290	SYD6036AWP Whirlpool (6)	\$ 3,570	SYD7240AWP Whirlpool (6)	\$ 3,925
SYD6030ATA Thermal Air	\$ 4,095	SYD6036ATA Thermal Air	\$ 4,380	SYD7240ATA Thermal Air	\$ 4,840
SYD6030ACO Combo System	\$ 5,845	SYD6036ACO Combo System	\$ 6,125	SYD7240ACO Combo System	\$ 6,670
♿ SYD6032ATOS Tub Only	\$ 1,760	SYD6632ATO Tub Only	\$ 1,895		
SYD6032AWP S Whirlpool (6)	\$ 3,310	SYD6632AWP Whirlpool (6)	\$ 3,455		
SYD6032ATAS Thermal Air	\$ 4,125	SYD6632ATA Thermal Air	\$ 4,265		
SYD6032ACO S Combo System	\$ 5,870	SYD6632ACO Combo System	\$ 6,010		
SYD6032ATO Tub Only	\$ 1,760	SYD7232ATO Tub Only	\$ 2,040		
SYD6032AWP Whirlpool (6)	\$ 3,310	SYD7232AWP Whirlpool (6)	\$ 3,620		
SYD6032ATA Thermal Air	\$ 4,125	SYD7232ATA Thermal Air	\$ 4,560		
SYD6032ACO Combo System	\$ 5,870	SYD7232ACO Combo System	\$ 6,320		

AVAILABLE OPTIONS

ACRYLIC BATHTUB COLORS

- Standard Colors:** Bone | White | Biscuit
- Premium Colors:** Black | Ice Grey | Sandbar \$ 410
- Matte Finish:** NET \$ 460

BACK MASSEUSE SYSTEMS Additional finishes on page 15

- System I - Manual Control | BAC.MA1-XXX \$ 690
- System II - Electronic Control (TA) | BAC.MA2-XXX \$ 2,200
- System III - Electronic Control (WP or CO) \$ 1,390

EXTRA HIGH DENSITY | HI.DEN \$ 630

GRAB BARS (Pair) For grab bar options go to page 15

- HYDRO BLANKET | BLA.HEA-X**
- 2 Zones \$ 1,160 4 Zones \$ 1,620
- 3 Zones \$ 1,450 5 Zones \$ 1,830

HYDRO COAT | HYC.COA \$ 290

HYDRO EXPRESS QUICK SHIP 69.104-HYD.EXP NET \$ 130

- HYDRO FUSION**
- Hydro Fusion (Tub Only) | 29.102 \$ 760
- Hydro Fusion with Ozone (Tub Only) | 29.103 \$ 1,030
- Hydro Fusion (Thermal Air) | 29.107 \$ 1,150

HYDRO INDULGE | HYD.IND \$ 2,520

- HYDROZONE UV Combo SYSTEM | OZUV.XXX**
- 110 V | OZUV.110 \$ 890
- 220 V | OZUV.220 \$ 890

- INLINE HEATER (Whirlpool & Combo systems only)**
- 12.50 Amps 1.5 KW - 110V | 27.100 \$ 620
- 6.25 Amps 1.5 KW - 220V | 27.101 \$ 670
- 6.00 Amps 0.75 KW (no dedicated GFI required for 6.00 Amp) | 27.103 \$ 555

LCD TEMP. READOUT KEYPAD | LCD.UPG \$ 475 (upgrade only, must have a keypad controlled system to purchase)

JETS For additional finishes go to page 15

- Add. Jumbo Jet (JET.JJ-XX) & Rotating Jets (JET.JR-XX)**
- Group 1 - PC or PB \$ 220
- Add. Standard (JET.STD-XX) & Swirling Jets (JET.SWI-XX)**
- Group 1 - PC or PB \$ 210
- Jumbo Jets (JUP.JJ-XX) & Rotating Jets Upgrade (JUP.JR-XX) \$ 95**
- Micro Therapy Jet | MTJ.XXX**
- BIS, BLA, BON, SIL, WHI \$ 170
- Swirling Jet Upgrade | JUP.SWI-XX \$ 60**

JET PLATING For jet plating options go to page 16

CUSTOM JET LOCATIONS | 69.116-CUS.JET No Charge

LIGHTING LED Bath Light Chromotherapy System | LIG.LED \$ 630

- LOW WATER PROTECTION (Includes 30 minute timer)**
- 110V | LOW.WAT-110 \$ 325
- 220V | LOW.WAT-220 \$ 350

LUMBAR SUPPORT | LUM.SPT No Charge

MOLDED ARMRESTS | ARM.MOL-2 \$ 130

Some molded armrests add an interior detail line to the bathtub (armrests not available on shallow sizes)

NECK MASSEUSE JET PILLOW | PIL.NEC-XX \$ 650

Available in black, bone and white.

- PUMPS**
- Custom Pump Locations | 69.116-CUS.PMP No Charge**
- Pump Upgrades | PMP.UP \$ 275**
- (110V to 220V on 2.25 H.P. only)

SKIRT OPTIONS For skirt options go to pages 16-17

WASTE & OVERFLOW | WOV.XX For finishes go to page 17

INTEGRAL W/O (Std. Round) | IWO.XX \$ 325

LINEAR INTEGRAL W/O | LWO-XXX \$ 325

REMOTE CONTROL SYSTEM \$ 580 (must have system to purchase)

VANESSA

72"L x 42"W x 21"D
Includes armrests



MODEL / PRICING

VAN7242ATO	Tub Only	\$ 3,335	VAN7242ATA	Thermal Air	\$ 5,550
VAN7242AWP	Whirlpool (6)	\$ 5,945	VAN7242ACO	Combo System	\$ 7,340

AVAILABLE OPTIONS

ACRYLIC BATHTUB COLORS

Standard Colors: Bone | White | Biscuit
Premium Colors: Black | Ice Grey | Sandbar \$ 410
Matte Finish: NET \$ 460

BACK MASSEUSE SYSTEMS Additional finishes on page 15

System I - Manual Control | BAC.MA1-XXX \$ 690
System II - Electronic Control (TA) | BAC.MA2-XXX \$ 2,200
System III - Electronic Control (WP or CO) \$ 1,390

EXPORT CRATE | FRT.EXPCRT NET \$ 130

EXTRA HIGH DENSITY | HI.DEN \$ 630

GRAB BARS (Pair) Additional finishes on page 15

Standard Grab Bars | GRA.BAR-XXX \$ 420
 Group 1 - PC or PB
Universal Grab Bars | UGB-XXX \$ 450
 Group 1 - PC or PB

HYDRO BLANKET | BLA.HEA-X
 2 Zones \$ 1,160 4 Zones \$ 1,620
 3 Zones \$ 1,450 5 Zones \$ 1,830

HYDRO COAT | HYC.COA \$ 290

HYDRO EXPRESS QUICK SHIP
 69.104-HYD.EXP NET \$ 130

HYDRO FUSION
Hydro Fusion (Tub Only) | 29.102 \$ 760
Hydro Fusion with Ozone (Tub Only) | 29.103 \$ 1,030
Hydro Fusion (Thermal Air) | 29.107 \$ 1,150

HYDRO INDULGE | HYD.IND \$ 2,520

HYDROZONE UV COMBO SYSTEM | OZUV.XXX
 110 V | OZUV.110 \$ 890
 220 V | OZUV.220 \$ 890

INLINE HEATER (Whirlpool & Combo systems only)
 12.50 Amps 1.5 KW - 110V | 27.100 \$ 620
 6.25 Amps 1.5 KW - 220V | 27.101 \$ 670
 6.00 Amps 0.75 KW | 27.103 \$ 555
 (no dedicated GFI required for 6.00 Amp)

JETS For additional finishes go to page 15

Add. Jumbo Jet (JET.JJ-XX) & **Rotating Jets** (JET.JR-XX)
 Group 1 - PC or PB \$ 220
Add. Standard (JET.STD-XX) & **Swirling Jets** (JET.SWI-XX)
 Group 1 - PC or PB \$ 210
Jumbo Jets (JUP.JJ-XX) & **Rotating Jets Upgrade** (JUP.JR-XX) \$ 95
Micro Therapy Jet | MTJ.XXX
 BIS, BLA, BON, SIL, WHI \$ 170
Swirling Jet Upgrade | JUP.SWI-XX \$ 60

JET PLATING For jet plating options go to page 16

CUSTOM JET LOCATIONS | 69.116-CUS.JET No Charge

LIGHTING

LED Bath Light Chromatherapy System | LIG.LED \$ 630

LOW WATER PROTECTION (Includes 30 minute timer)
 110V | LOW.WAT-110 \$ 325
 220V | LOW.WAT-220 \$ 350

NECK MASSEUSE JET PILLOW | PIL.NEC-XX \$ 650
 Available in black, bone and white.

PADDED HEADREST PILLOW | 41.128 \$ 130
 (Available in black only)

PUMPS

Custom Pump Locations | 69.116-CUS.PMP No Charge
Pump Upgrades | PMP.UP \$ 275
 (110V to 220V ON 2.25 H.P. only)

WASTE & OVERFLOW | WOV.XX For finishes go to page 17

INTEGRAL W/O (Std. Round) | IWO.XX \$ 325

LINEAR INTEGRAL W/O | LWO-XXX \$ 325

LCD TEMP. READOUT KEYPAD | LCD.UPG \$ 475
 (must have a keypad controlled system to purchase)

REMOTE CONTROL SYSTEM \$ 580
 (must have system to purchase)

*The addition of multiple options could impact the equipment fitting inside the perimeter of the tub.

VERSAILLES

66"L x 36"W x 20"D

72"L x 36"W x 20"D

72"L x 42"W x 20"D

Hidden center drain cover

Available as freestanding model, see Cheyenne page 28



MODEL / PRICING

VER6636ATO	Tub Only	\$ 2,685	VER7236ATO	Tub Only	\$ 2,820	VER7242ATO	Tub Only	\$ 2,955
VER6636AWP	Whirlpool (8)	\$ 5,075	VER7236AWP	Whirlpool (8)	\$ 5,250	VER7242AWP	Whirlpool (8)	\$ 5,385
VER6636ATA	Thermal Air	\$ 5,245	VER7236ATA	Thermal Air	\$ 5,555	VER7242ATA	Thermal Air	\$ 5,695
VER6636ACO	Combo System	\$ 6,990	VER7236ACO	Combo System	\$ 7,305	VER7242ACO	Combo System	\$ 7,445

AVAILABLE OPTIONS

ACRYLIC BATHTUB COLORS

Standard Colors: Bone | White | Biscuit

Premium Colors: Black | Ice Grey | Sandbar \$ 410

Matte Finish: NET \$ 460

BACK MASSEUSE SYSTEMS Additional finishes on page 15

System I - Manual Control | BAC.MA1-XXX \$ 690

System II - Electronic Control (TA) | BAC.MA2-XXX \$ 2,200

System III - Electronic Control (WP or CO) \$ 1,390

EXPORT CRATE | FRT.EXPCRT NET \$ 130

EXTRA HIGH DENSITY | HI.DEN \$ 630

GRAB BARS (Pair) Additional finishes on page 15

Standard Grab Bars | GRA.BAR-XXX \$ 420

Group 1 - PC or PB

Universal Grab Bars | UGB-XXX \$ 450

Group 1 - PC or PB

HYDRO BLANKET | BLA.HEA-X

2 Zones \$ 1,160 4 Zones \$ 1,620

3 Zones \$ 1,450

HYDRO COAT | HYC.COA \$ 290

HYDRO EXPRESS QUICK SHIP 69.104-HYD.EXP NET \$ 130

HYDRO FUSION

Hydro Fusion (Tub Only) | 29.102 \$ 760

Hydro Fusion with Ozone (Tub Only) | 29.103 \$ 1,030

Hydro Fusion (Thermal Air) | 29.107 \$ 1,150

HYDRO INDULGE | HYD.IND \$ 2,520

HYDROZONE UV COMBO SYSTEM | OZUV.XXX

110 V | OZUV.110 \$ 890

220 V | OZUV.220 \$ 890

INLINE HEATER (Whirlpool & Combo systems only)

12.50 Amps 1.5 KW - 110V | 27.100 \$ 620

6.25 Amps 1.5 KW - 220V | 27.101 \$ 670

6.00 Amps 0.75 KW | 27.103 \$ 555

(no dedicated GFI required for 6.00 Amp)

LCD TEMP. READOUT KEYPAD | LCD.UPG \$ 450

(must have a keypad controlled system to purchase)

JETS For additional finishes go to page 15

Add. Jumbo Jet (JET.JJ-XX) & **Rotating Jets** (JET.JR-XX)

Group 1 - PC or PB \$ 220

Add. Standard (JET.STD-XX) & **Swirling Jets** (JET.SWI-XX)

Group 1 - PC or PB \$ 210

Jumbo Jets (JUP.JJ-XX) & **Rotating Jets Upgrade** \$ 95

(JUP.JR-XX)

Micro Therapy Jet | MTJ.XXX

BIS, BLA, BON, SIL, WHI \$ 170

Swirling Jet Upgrade | JUP.SWI-XX \$ 60

JET PLATING For jet plating options go to page 16

CUSTOM JET LOCATIONS | 69.116-CUS.JET No Charge

LIGHTING

LED Bath Light Chromotherapy System | LIG.LED \$ 630

LOW WATER PROTECTION (Includes 30 minute timer)

110V | LOW.WAT-110 \$ 325

220V | LOW.WAT-220 \$ 350

MICRO MOUNT | 69.140MCREDG \$ 120

MOLDED ARMRESTS (Per Pair) | ARM.MOL-X \$ 130

Some molded armrests add an interior detail line to the bathtub

NECK MASSEUSE JET PILLOW | PIL.NEC-XX \$ 650

Available in black, bone and white.

PADDED HEADREST PILLOW | 41.128 \$ 130

(Available in black only)

PUMPS

Custom Pump Locations | 69.116-CUS.PMP No Charge

Pump Upgrades | PMP.UP \$ 275

(110V to 220V ON 2.25 H.P. only)

SKIRTS For skirt options go to pages 16-17

TILE FLANGES | FLA.MO-X \$ 190

WASTE & OVERFLOW | WOV.XX For finishes go to page 17

INTEGRAL W/O (Std. Round) | IWO.XX \$ 325

LINEAR INTEGRAL W/O | LWO-XXX \$ 325

REMOTE CONTROL SYSTEM \$ 580

(must have system to purchase)

VICTORIA

73"L x 48"W x 24"D



MODEL / PRICING

VIC7348ATO	Tub Only	\$ 3,585	VIC7348ATA	Thermal Air	\$ 6,225
VIC7348AWP	Whirlpool (8)	\$ 5,810	VIC7348ACO	Combo System	\$ 7,825

AVAILABLE OPTIONS

ACRYLIC BATHTUB COLORS

Standard Colors: Bone | White | Biscuit

Premium Colors: Black | Ice Grey | Sandbar \$ 410

Matte Finish: NET \$ 460

BACK MASSEUSE SYSTEMS Additional finishes on page 15

System I - Manual Control | BAC.MA1-XXX \$ 690

System II - Electronic Control (TA) | BAC.MA2-XXX \$ 2,200

System III - Electronic Control (WP or CO) \$ 1,390

EXPORT CRATE | FRT.EXPCRT NET \$ 130

EXTRA HIGH DENSITY | HI.DEN \$ 630

GRAB BARS (Pair) Additional finishes on page 15

Standard Grab Bars | GRA.BAR-XXX
Group 1 - PC or PB \$ 420

Universal Grab Bars | UGB-XXX
Group 1 - PC or PB \$ 450

HYDRO BLANKET | BLA.HEA-X
2 Zones \$ 1,160 4 Zones \$ 1,620
3 Zones \$ 1,450

HYDRO COAT | HYC.COA \$ 290

HYDRO EXPRESS QUICK SHIP
69.104-HYD.EXP NET \$ 130

HYDRO FUSION

Hydro Fusion (Tub Only) | 29.102 \$ 760

Hydro Fusion with Ozone (Tub Only) | 29.103 \$ 1,030

Hydro Fusion (Thermal Air) | 29.107 \$ 1,150

HYDRO INDULGE | HYD.IND \$ 2,520

HYDROZONE UV COMBO SYSTEM | OZUV.XXX

110 V | OZUV.110 \$ 890

220 V | OZUV.220 \$ 890

INLINE HEATER (Whirlpool & Combo systems only)

12.50 Amps 1.5 KW - 110V | 27.100 \$ 620

6.25 Amps 1.5 KW - 220V | 27.101 \$ 670

6.00 Amps 0.75 KW | 27.103 \$ 555

(no dedicated GFI required for 6.00 Amp)

JETS For additional finishes go to page 15

Add. Jumbo Jet (JET.JJ-XX) & **Rotating Jets** (JET.JR-XX)
Group 1 - PC or PB \$ 220

Add. Standard (JET.STD-XX) & **Swirling Jets** (JET.SWI-XX)
Group 1 - PC or PB \$ 210

Jumbo Jets (JUP.JJ-XX) & **Rotating Jets Upgrade** (JUP.JR-XX) \$ 95

Micro Therapy Jet | MTJ.XXX
BIS, BLA, BON, SIL, WHI \$ 170

Swirling Jet Upgrade | JUP.SWI-XX \$ 60

JET PLATING For jet plating options go to page 16

CUSTOM JET LOCATIONS | 69.116-CUS.JET No Charge

LIGHTING

LED Bath Light Chromotherapy System | LIG.LED \$ 630

LOW WATER PROTECTION (Includes 30 minute timer)
110V | LOW.WAT-110 \$ 325
220V | LOW.WAT-220 \$ 350

MICRO MOUNT | 69.140MCREDDG \$ 120

MOLDED ARMRESTS (Per Pair) | ARM.MOL-X \$ 130
Some molded armrests add an interior detail line to the bathtub

NECK MASSEUSE JET PILLOW | PIL.NEC-XX \$ 650
Available in black, bone and white.

PADDED HEADREST PILLOW | 41.128 \$ 130
(Available in black only)

PUMPS

Custom Pump Locations | 69.116-CUS.PMP No Charge
Pump Upgrades | PMP.UP \$ 275

(110V to 220V ON 2.25 H.P. only)

TILE FLANGES | FLA.MO-X \$ 190

WASTE & OVERFLOW | WOV.XX For finishes go to page 17

INTEGRAL W/O (Std. Round) | IWO.XX \$ 325

LINEAR INTEGRAL W/O | LWO-XXX \$ 325

LCD TEMP. READOUT KEYPAD | LCD.UPG \$ 475
(must have a keypad controlled system to purchase)

REMOTE CONTROL SYSTEM \$ 580
(must have system to purchase)

WALK-IN

52" L x 30" W x 40" D
 Gel coat model
 Specify RH or LH drain



MODEL / PRICING

WAL5230GTO	Tub Only	\$ 8,330	WAL5230GTA	Thermal Air	\$ 11,235
WAL5230GWP	Whirlpool (8)	\$ 11,235	WAL5230GCO	Combo System	\$ 12,760

AVAILABLE OPTIONS

GEL COAT BATHTUB COLORS

Standard Colors: Almond | Bone | White | Biscuit
 Gel Coat colors match all manufacturers fixture colors.
 Color matching is available at an additional charge of \$ 410

GRAB BARS

Group 1- PC Standard
 Additional Finishes \$ 1,450

HYDRO COAT | HYC.COA \$ 290

HYDRO FUSION

Hydro Fusion (Tub Only) | 29.102 \$ 760
Hydro Fusion with Ozone (Tub Only) | 29.103 \$ 1,030
Hydro Fusion (Thermal Air) | 29.107 \$ 1,150

HYDROZONE UV Combo SYSTEM | OZUV.XXX

110 V | OZUV.110 \$ 890
 220 V | OZUV.220 \$ 890

INLINE HEATER (Whirlpool & Combo systems only)

12.50 Amps 1.5 KW - 110V | 27.100 \$ 620
 6.25 Amps 1.5 KW - 220V | 27.101 \$ 670
 6.00 Amps 0.75 KW | 27.103 \$ 555
 (no dedicated GFI required for 6.00 Amp)

JETS For additional finishes go to page 15

Add. Jumbo Jet (JET.JJ-XX) & Rotating Jets (JET.JR-XX)
 Group 1 - PC or PB \$ 220

Add. Standard (JET.STD-XX) & Swirling Jets (JET.SWI-XX)
 Group 1 - PC or PB \$ 210

Jumbo Jets (JUP.JJ-XX) & Rotating Jets Upgrade (JUP.JR-XX) \$ 95

Micro Therapy Jet | MTJ.XXX
 BIS, BLA, BON, SIL, WHI \$ 170

Swirling Jet Upgrade | JUP.SWI-XX \$ 60

JET PLATING For jet plating options go to page 16

CUSTOM JET LOCATIONS | 69.116-CUS.JET No Charge

LIGHTING

LED Bath Light Chromotherapy System | LIG.LED \$ 630

LCD TEMP. READOUT KEYPAD | LCD.UPG \$ 475
 (upgrade only, must have a keypad controlled system to purchase)

REMOTE CONTROL SYSTEM \$ 580
 (must have system to purchase)

FEATURES

- Walk in comes with an 8" extension panel to make it fit 60"



WHITNEY

62" L x 62" W x 21" D

Includes 4 clear acrylic grab bars



MODEL / PRICING

WHI6262ATO	Tub Only	\$ 3,300	WHI6262ATA	Thermal Air	\$ 5,820
WHI6262AWP	Whirlpool (6)	\$ 5,485	WHI6262ACO	Combo System	\$ 7,330

AVAILABLE OPTIONS

ACRYLIC BATHTUB COLORS

Standard Colors: Bone White Biscuit	
Premium Colors: Black Ice Grey Sandbar	\$ 410
Matte Finish:	NET \$ 460

BACK MASSEUSE SYSTEMS Additional finishes on page 15

System I - Manual Control BAC.MA1-XXX	\$ 690
System II - Electronic Control (TA) BAC.MA2-XXX	\$ 2,200
System III - Electronic Control (WP or CO)	\$ 1,390

EXPORT CRATE | FRT.EXPCRT NET \$ 130

EXTRA HIGH DENSITY | HI.DEN \$ 630

GRAB BARS (Pair) Additional finishes on page 15

Standard Grab Bars GRA.BAR-XXX	
Group 1 - PC or PB	\$ 420
Universal Grab Bars UGB-XXX	
Group 1 - PC or PB	\$ 450

HYDRO BLANKET BLA.HEA-X	
2 Zones \$ 1,160	4 Zones \$ 1,620
3 Zones \$ 1,450	

HYDRO COAT | HYC.COA \$ 290

HYDRO EXPRESS QUICK SHIP
69.104-HYD.EXP NET \$ 130

HYDRO FUSION	
Hydro Fusion (Tub Only) 29.102	\$ 760
Hydro Fusion with Ozone (Tub Only) 29.103	\$ 1,030
Hydro Fusion (Thermal Air) 29.107	\$ 1,150

HYDRO INDULGE | HYD.IND \$ 2,520

HYDROZONE UV COMBO SYSTEM OZUV.XXX	
110 V OZUV.110	\$ 890
220 V OZUV.220	\$ 890

INLINE HEATER (Whirlpool & Combo systems only)	
12.50 Amps 1.5 KW - 110V 27.100	\$ 620
6.25 Amps 1.5 KW - 220V 27.101	\$ 670
6.00 Amps 0.75 KW 27.103	\$ 555
(no dedicated GFI required for 6.00 Amp)	

JETS For additional finishes go to page 15	
Add. Jumbo Jet (JET.JJ-XX) & Rotating Jets (JET.JR-XX)	
Group 1 - PC or PB	\$ 220
Add. Standard (JET.STD-XX) & Swirling Jets (JET.SWI-XX)	
Group 1 - PC or PB	\$ 210
Jumbo Jets (JUP.JJ-XX) & Rotating Jets Upgrade (JUP.JR-XX)	\$ 95
Micro Therapy Jet MTJ.XXX	
BIS, BLA, BON, SIL, WHI	\$ 170
Swirling Jet Upgrade JUP.SWI-XX	\$ 60

JET PLATING For jet plating options go to page 16

CUSTOM JET LOCATIONS | 69.116-CUS.JET No Charge

LIGHTING
LED Bath Light Chromotherapy System | LIG.LED \$ 630

LOW WATER PROTECTION (Includes 30 minute timer)	
110V LOW.WAT-110	\$ 325
220V LOW.WAT-220	\$ 350

MICRO MOUNT | 69.140MCREDDG \$ 120

NECK MASSEUSE JET PILLOW | PIL.NEC-XX \$ 650
Available in black, bone and white.

PADDED HEADREST PILLOW | 41.128 \$ 130
(Available in black only)

PUMPS	
Custom Pump Locations 69.116-CUS.PMP	No Charge
Pump Upgrades PMP.UP	\$ 275
(110V to 220V ON 2.25 H.P. only)	

TILE FLANGES | FLA.MO-X \$ 190

WASTE & OVERFLOW | WOV.XX For finishes go to page 17

INTEGRAL W/O (Std. Round) | IWO.XX \$ 325

LINEAR INTEGRAL W/O | LWO-XXX \$ 325

LCD TEMP. READOUT KEYPAD | LCD.UPG \$ 475
(must have a keypad controlled system to purchase)

REMOTE CONTROL SYSTEM \$ 580
(must have system to purchase)

*The addition of multiple options could impact the equipment fitting inside the perimeter of the tub.

YVETTE

72"L x 42"W x 21"D
Includes armrests



MODEL / PRICING

YVE7242ATO	Tub Only	\$ 3,440	YVE7242ATA	Thermal Air	\$ 5,550
YVE7242AWP	Whirlpool (8)	\$ 5,935	YVE7242ACO	Combo System	\$ 7,470

AVAILABLE OPTIONS

ACRYLIC BATHTUB COLORS

Standard Colors: Bone | White | Biscuit
Premium Colors: Black | Ice Grey | Sandbar \$ 410
Matte Finish: NET \$ 460

BACK MASSEUSE SYSTEMS Additional finishes on page 15

System I - Manual Control | BAC.MA1-XXX \$ 690
System II - Electronic Control (TA) | BAC.MA2-XXX \$ 2,200
System III - Electronic Control (WP or CO) \$ 1,390

EXPORT CRATE | FRT.EXPCRT NET \$ 130

EXTRA HIGH DENSITY | HI.DEN \$ 630

GRAB BARS (Pair) Additional finishes on page 15

Standard Grab Bars | GRA.BAR-XXX \$ 420
 Group 1 - PC or PB
Universal Grab Bars | UGB-XXX \$ 450
 Group 1 - PC or PB

HYDRO BLANKET | BLA.HEA-X
 2 Zones \$ 1,160 4 Zones \$ 1,620
 3 Zones \$ 1,450

HYDRO COAT | HYC.COA \$ 290

HYDRO EXPRESS QUICK SHIP
 69.104-HYD.EXP NET \$ 130

HYDRO FUSION
Hydro Fusion (Tub Only) | 29.102 \$ 760
Hydro Fusion with Ozone (Tub Only) | 29.103 \$ 1,030
Hydro Fusion (Thermal Air) | 29.107 \$ 1,150

HYDRO INDULGE | HYD.IND \$ 2,520

HYDROZONE UV COMBO SYSTEM | OZUV.XXX
 110 V | OZUV.110 \$ 890
 220 V | OZUV.220 \$ 890

INLINE HEATER (Whirlpool & Combo systems only)
 12.50 Amps 1.5 KW - 110V | 27.100 \$ 620
 6.25 Amps 1.5 KW - 220V | 27.101 \$ 670
 6.00 Amps 0.75 KW | 27.103 \$ 555
 (no dedicated GFI required for 6.00 Amp)

JETS For additional finishes go to page 15
Add. Jumbo Jet (JET.JJ-XX) & **Rotating Jets** (JET.JR-XX) \$ 220
 Group 1 - PC or PB
Add. Standard (JET.STD-XX) & **Swirling Jets** (JET.SWI-XX) \$ 210
 Group 1 - PC or PB
Jumbo Jets (JUP.JJ-XX) & **Rotating Jets Upgrade** \$ 95
 (JUP.JR-XX)
Micro Therapy Jet | MTJ.XXX \$ 170
 BIS, BLA, BON, SIL, WHI
Swirling Jet Upgrade | JUP.SWI-XX \$ 60

JET PLATING For jet plating options go to page 16

CUSTOM JET LOCATIONS | 69.116-CUS.JET No Charge

LIGHTING

LED Bath Light Chromotherapy System | LIG.LED \$ 630

LOW WATER PROTECTION (Includes 30 minute timer)
 110V | LOW.WAT-110 \$ 325
 220V | LOW.WAT-220 \$ 350

NECK MASSEUSE JET PILLOW | PIL.NEC-XX \$ 650
 Available in black, bone and white.

PADDED HEADREST PILLOW | 41.128 \$ 130
 (Available in black only)

PUMPS

Custom Pump Locations | 69.116-CUS.PMP No Charge
Pump Upgrades | PMP.UP \$ 275
 (110V to 220V ON 2.25 H.P. only)

WASTE & OVERFLOW | WOV.XX For finishes go to page 17

INTEGRAL W/O (Std. Round) | IWO.XX \$ 325

LINEAR INTEGRAL W/O | LWO-XXX \$ 325

LCD TEMP. READOUT KEYPAD | LCD.UPG \$ 475
 (must have a keypad controlled system to purchase)

REMOTE CONTROL SYSTEM \$ 580
 (must have system to purchase)



METRO COLLECTION

STANDARD FEATURES

All Metro Collection bathtubs are produced with Hydroluxe SS™

- Our relentless pursuit of perfection has led us to hone and test our processes to proudly introduce HydroLuxe SS™, the evolution of Solid Surface bathtubs. Representing the latest in eco-friendly technology, this range of seamless, solid-surface bathtubs is constructed from a blend of ground natural minerals and the best in man-made composites. The proLite system we add is uniquely packed with particles, making it a standout in the marketplace when it comes to efficiency and bonding strength. This hybrid material undergoes the transformation from liquid to solid, resulting in a bathtub that is 100% solid surface all the way through, with zero hollow or unfilled areas. The perfectly developed HydroLuxe SS™ blend brings even more durability to the Hydro Systems standard.

Standard Features

- Linear Integral Waste and Overflow included with all models (except Auburn). It comes color matched to tub unless specified otherwise in purchase order.
- Silent air induction
- Thermal Air bathtubs are an air injector system, equipped with a 1 H.P. variable speed blower, 600 watt heater, a smart purge system and ozone purification.
- HydrOzone included with all thermal air systems
- Thermal Air blowers must be installed remotely

OPTIONS & ACCESSORIES

AVAILABLE OPTIONS

HYDROLUXE SS™ BATHTUB COLORS

Standard Colors: Almond | White | Biscuit

Premium Colors: \$ 1,940 LIST

Black | Graphite | Red | Carbon | Cedar
Coffee | Sky Blue | Blue | Navy Blue
Violet | Pink | Yellow | Green

Custom Colors Available (Please check with Hydro Systems)

Dual Color Option: \$ 1,940 LIST

FINISH

Matte Finish | METRO.MAT NO CHARGE UPGRADE

Polished Finish | METRO.POL NO CHARGE UPGRADE

Matte Gloss Combination | METRO.TWOTONE \$ 315

(Please specify finish on all orders)

SURFACES (OUTSIDE ONLY)

Faux Metallic:

Galvanized [GAL] | Weathered Nickel [WN] \$ 3,150

Metallic: Polished Nickel [PN] \$ 15,750

MODEL/METAL/COLOR (XXX.XXX.XXX)

EXPORT CRATE | FRT.EXPCRT NET \$ 130

FOUNDATION | METRO.FOUNDATION \$ 400
(BELLEVUE MODEL ONLY)

HYDRO COAT | HYC.COA \$ 290

HYDRO EXPRESS QUICK SHIP

69.104-HYD.EXP

NET \$ 235

HYDROZONE

INCLUDED ON Thermal Air

LINEAR INTEGRAL W/O | LWO-XXX

INCLUDED

WHI, BIS, PC, PB, PN, BC, BB, BN, SC, SB, SN, ORB, PE

GOLD FINISH UPGRADE \$ 440

ISLAND TUB DRAIN | ITD.XX

ABS, PVC | ITD.ABS | ITD.PVC \$ 325

Cast Iron | ITD.CST \$ 395

RECIRCULATION SYSTEM | RES.AUB

\$ 1,100

(AUBURN MODEL ONLY)

LCD TEMP. READOUT KEYPAD | LCD.UPG

\$ 475

(must have a keypad controlled system to purchase)

REMOTE CONTROL SYSTEM

\$ 580

(must have thermal air to purchase)

FREIGHT (TO DISTRIBUTOR)

NET \$ 185

Jobsite Delivery

NET \$ 90

Lift Gate

NET \$ 65

WARRANTY

10 YEARS

ALAMO

58"L x 31"W x 21"D - center drain Includes lumbar support
 66"L x 34"W x 21"D - center drain Remote blower required for Thermal Air
 70"L x 34"W x 21"D - center drain system
 Linear Integral W/O Included (specify finish)



MODEL / PRICING

ALA5831HTO	Tub Only	\$ 5,480	ALA6634HTO	Tub Only	\$ 5,650	ALA7034HTO	Tub Only	\$ 5,790
ALA5831HTA	Thermal Air	\$ 9,220	ALA6634HTA	Thermal Air	\$ 9,250	ALA7034HTA	Thermal Air	\$ 9,275

AVAILABLE OPTIONS

HYDROLUXE SS™ BATHTUB COLORS

Standard Colors: Almond | White | Biscuit

Premium Colors: \$ 1,940 LIST

- Black | Gray | Carbon | Olive
- Espresso | Sky Blue | Blue | Royal Blue
- Violet | Pink | Yellow | Lime Green | Red

Custom Colors Available (Please check with Hydro Systems)

Dual Color Option: \$ 1,940 LIST

FINISH

Matte Finish | METRO.MAT NO CHARGE UPGRADE

Polished Finish | METRO.POL NO CHARGE UPGRADE

Matte Gloss Combination | METRO.TWOTONE \$ 315

(Please specify finish on all orders)

FREIGHT (TO DISTRIBUTOR) \$ 185

SURFACES (OUTSIDE ONLY)

Faux Metallic:

Galvanized [GAL] | Weathered Nickel [WN] \$ 3,150

Metallic: Polished Nickel [PN] \$ 15,750

MODEL/METAL/COLOR (XXX.XXX.XXX)

HYDROZONE

INCLUDED ON Thermal Air

LINEAR INTEGRAL W/O | LWO-XXX INCLUDED

WHI, BIS, PC, PB, PN, BC, BB, BN, SC, SB, SN, ORB, PE

GOLD FINISH UPGRADE \$ 440

ISLAND TUB DRAIN | ITD.XX

ABS, PVC | ITD.ABS | ITD.PVC \$ 325

Cast Iron | ITD.CST \$ 395

REMOTE CONTROL SYSTEM

(must have thermal air to purchase) \$ 580

ANAHA

64"L x 36"W x 24"D - end drain
 Linear Integral W/O Included (please specify finish)
 Includes lumbar support
 Remote blower required for Thermal Air system



MODEL / PRICING

ANA6436HTO	Tub Only	\$ 6,925	ANA6436HTA	Thermal Air	\$ 9,180
------------	----------	----------	------------	-------------	----------

AVAILABLE OPTIONS

HYDROLUXE SS™ BATHTUB COLORS

Standard Colors: Almond | White | Biscuit

Premium Colors: \$ 1,940 LIST

- Black | Gray | Carbon | Olive
- Espresso | Sky Blue | Blue | Royal Blue
- Violet | Pink | Yellow | Lime Green | Red

Custom Colors Available (Please check with Hydro Systems)

Dual Color Option: \$ 1,940 LIST

FINISH

Matte Finish | METRO.MAT NO CHARGE UPGRADE

Polished Finish | METRO.POL NO CHARGE UPGRADE

Matte Gloss Combination | METRO.TWOTONE \$ 315

(Please specify finish on all orders)

FREIGHT (TO DISTRIBUTOR) \$ 185

SURFACES (OUTSIDE ONLY)

Faux Metallic:

Galvanized [GAL] | Weathered Nickel [WN] \$ 3,150

Metallic: Polished Nickel [PN] \$ 15,750

MODEL/METAL/COLOR (XXX.XXX.XXX)

HYDROZONE

INCLUDED ON Thermal Air

LINEAR INTEGRAL W/O | LWO-XXX INCLUDED

WHI, BIS, PC, PB, PN, BC, BB, BN, SC, SB, SN, ORB, PE

GOLD FINISH UPGRADE \$ 440

ISLAND TUB DRAIN | ITD.XX

ABS, PVC | ITD.ABS | ITD.PVC \$ 325

Cast Iron | ITD.CST \$ 395

REMOTE CONTROL SYSTEM

(must have thermal air to purchase) \$ 580

AUBURN

80"L x 43"W x 20"D - center drain

80"L x 66"W x 20"D - center drain

No overflow Included

Available as a drop-in only

Remote blower required for Thermal Air system



MODEL / PRICING

ABN8043HTO	Tub Only	\$ 6,750	ABN8066HTO	Tub Only	\$ 8,455
ABN8043HTA	Thermal Air	\$ 9,990	ABN8066HTA	Thermal Air	\$ 11,760

AVAILABLE OPTIONS

HYDROLUXE SS™ BATHTUB COLORS

Standard Colors: Almond | White | Biscuit

Premium Colors: \$ 1,940 LIST

- Black | Gray | Carbon | Olive
- Espresso | Sky Blue | Blue | Royal Blue
- Violet | Pink | Yellow | Lime Green | Red

Custom Colors Available (Please check with Hydro Systems)

FINISH

Matte Finish | METRO.MAT NO CHARGE UPGRADE

Polished Finish | METRO.POL NO CHARGE UPGRADE

EXPORT CRATE | FRT.EXPCRT NET \$ 130

HYDROZONE INCLUDED ON Thermal Air

RECIRCULATION SYSTEM | RES.AUB \$ 1,100

REMOTE CONTROL SYSTEM \$ 580
(must have thermal air to purchase)

BELLEVUE

60"L x 32"W x 24"D - center drain

Linear Integral W/O Included (please specify finish)

Remote blower required for Thermal Air system



MODEL / PRICING

BEL6032HTO	Tub Only	\$ 5,480	BEL6032HTA	Thermal Air	\$ 9,220
------------	----------	----------	------------	-------------	----------

AVAILABLE OPTIONS

HYDROLUXE SS™ BATHTUB COLORS

Standard Colors: Almond | White | Biscuit

Premium Colors: \$ 1,940 LIST

- Black | Gray | Carbon | Olive
- Espresso | Sky Blue | Blue | Royal Blue
- Violet | Pink | Yellow | Lime Green | Red

Custom Colors Available (Please check with Hydro Systems)

Dual Color Option: \$ 1,940 LIST

FINISH

Matte Finish | METRO.MAT NO CHARGE UPGRADE

Polished Finish | METRO.POL NO CHARGE UPGRADE

Matte Gloss Combination | METRO.TWOTONE \$ 315

(Please specify finish on all orders)

FOUNDATION | METRO.FOUNDATION \$ 400

SURFACES (OUTSIDE ONLY)

Faux Metallic:

Galvanized [GAL] | Weathered Nickel [WN] \$ 3,150

Metallic: Polished Nickel [PN] \$ 15,750

MODEL/METAL/COLOR (XXX.XXX.XXX)

HYDROZONE INCLUDED ON Thermal Air

LINEAR INTEGRAL W/O | LWO-XXX INCLUDED

WHI, BIS, PC, PB, PN, BC, BB, BN, SC, SB, SN, ORB, PE

GOLD FINISH UPGRADE \$ 440

ISLAND TUB DRAIN | ITD.XX

ABS, PVC | ITD.ABS | ITD.PVC \$ 325

Cast Iron | ITD.CST \$ 395

REMOTE CONTROL SYSTEM \$ 580

(must have thermal air to purchase)

BISCAYNE

64"L x 31"W x 24-25"D - center drain
 Linear Integral W/O Included (please specify finish)
 Includes lumbar support
 Remote blower required for Thermal Air system



MODEL / PRICING

BIS6431HTO	Tub Only	\$ 5,480	BIS6431HTA	Thermal Air	\$ 9,220
------------	----------	----------	------------	-------------	----------

AVAILABLE OPTIONS

HYDROLUXE SS™ BATHTUB COLORS

Standard Colors: Almond | White | Biscuit

Premium Colors: \$ 1,940 LIST

- Black | Gray | Carbon | Olive
- Espresso | Sky Blue | Blue | Royal Blue
- Violet | Pink | Yellow | Lime Green | Red

Custom Colors Available (Please check with Hydro Systems)

Dual Color Option: \$ 1,940 LIST

FINISH

Matte Finish | METRO.MAT NO CHARGE UPGRADE

Polished Finish | METRO.POL NO CHARGE UPGRADE

Matte Gloss Combination | METRO.TWOTONE \$ 315

(Please specify finish on all orders)

SURFACES (OUTSIDE ONLY)

Faux Metallic:

Galvanized [GAL] | Weathered Nickel [WN] \$ 3,150

Metallic: Polished Nickel [PN] \$ 15,750

MODEL/METAL/COLOR (XXX.XXX.XXX)

HYDROZONE

INCLUDED ON Thermal Air

LINEAR INTEGRAL W/O | LWO-XXX

INCLUDED

WHI, BIS, PC, PB, PN, BC, BB, BN, SC, SB, SN, ORB, PE

GOLD FINISH UPGRADE \$ 440

ISLAND TUB DRAIN | ITD.XX

ABS, PVC | ITD.ABS | ITD.PVC \$ 325

Cast Iron | ITD.CST \$ 395

REMOTE CONTROL SYSTEM

\$ 580

(must have thermal air to purchase)

CHATEAU

66"L x 32"W x 24"D - side center drain
 Linear Integral W/O Included (please specify finish)
 Includes lumbar support
 Built in Faucet Deck
 Remote blower required for Thermal Air system



MODEL / PRICING

CHT6632HTO	Tub Only	\$ 6,335	CHT6632HTA	Thermal Air	\$ 9,990
------------	----------	----------	------------	-------------	----------

AVAILABLE OPTIONS

HYDROLUXE SS™ BATHTUB COLORS

Standard Colors: Almond | White | Biscuit

Premium Colors: \$ 1,940 LIST

- Black | Gray | Carbon | Olive
- Espresso | Sky Blue | Blue | Royal Blue
- Violet | Pink | Yellow | Lime Green | Red

Custom Colors Available (Please check with Hydro Systems)

Dual Color Option: \$ 1,940 LIST

FINISH

Matte Finish | METRO.MAT NO CHARGE UPGRADE

Polished Finish | METRO.POL NO CHARGE UPGRADE

Matte Gloss Combination | METRO.TWOTONE \$ 315

(Please specify finish on all orders)

SURFACES (OUTSIDE ONLY)

Faux Metallic:

Galvanized [GAL] | Weathered Nickel [WN] \$ 3,150

Metallic: Polished Nickel [PN] \$ 15,750

MODEL/METAL/COLOR (XXX.XXX.XXX)

HYDROZONE

INCLUDED ON Thermal Air

LINEAR INTEGRAL W/O | LWO-XXX

INCLUDED

WHI, BIS, PC, PB, PN, BC, BB, BN, SC, SB, SN, ORB, PE

GOLD FINISH UPGRADE \$ 440

ISLAND TUB DRAIN | ITD.XX

ABS, PVC | ITD.ABS | ITD.PVC \$ 325

Cast Iron | ITD.CST \$ 395

REMOTE CONTROL SYSTEM

\$ 580

(must have thermal air to purchase)

DENALI



68"L x 36"W x 24"D - center drain
 Linear Integral W/O Included (please specify finish)
 Includes lumbar support
 Remote blower required for Thermal Air system

MODEL / PRICING

DEN6836HTO	Tub Only	\$ 6,335	DEN6836HTA	Thermal Air	\$ 9,990
------------	----------	----------	------------	-------------	----------

AVAILABLE OPTIONS

HYDROLUXE SS™ BATHTUB COLORS

Standard Colors: Almond | White | Biscuit
Premium Colors: \$ 1,940 LIST
 Black | Gray | Carbon | Olive
 Espresso | Sky Blue | Blue | Royal Blue
 Violet | Pink | Yellow | Lime Green | Red

Custom Colors Available (Please check with Hydro Systems)

Dual Color Option: \$ 1,940 LIST

FINISH

Matte Finish | METRO.MAT NO CHARGE UPGRADE
Polished Finish | METRO.POL NO CHARGE UPGRADE
Matte Gloss Combination | METRO.TWOTONE \$ 315
 (Please specify finish on all orders)

SURFACES (OUTSIDE ONLY)

Faux Metallic:
 Galvanized [GAL] | Weathered Nickel [WN] \$ 3,150
Metallic: Polished Nickel [PN] \$ 15,750
 MODEL/METAL/COLOR (XXX.XXX.XXX)

HYDROZONE INCLUDED ON Thermal Air

LINEAR INTEGRAL W/O | LWO-XXX INCLUDED
 WHI, BIS, PC, PB, PN, BC, BB, BN, SC, SB, SN, ORB, PE
 GOLD FINISH UPGRADE \$ 440

ISLAND TUB DRAIN | ITD.XX
 ABS, PVC | ITD.ABS | ITD.PVC \$ 325
 Cast Iron | ITD.CST \$ 395

REMOTE CONTROL SYSTEM \$ 580
 (must have thermal air to purchase)

GATEWAY



70"L x 32"W x 18"D - end drain
 Linear Integral W/O Included (please specify finish)
 Includes lumbar support
 Remote blower required for Thermal Air system

MODEL / PRICING

GAT7032HTO	Tub Only	\$5,990	GAT7032HTA	Thermal Air	\$ 9,335
------------	----------	---------	------------	-------------	----------

AVAILABLE OPTIONS

HYDROLUXE SS™ BATHTUB COLORS

Standard Colors: Almond | White | Biscuit
Premium Colors: \$ 1,940 LIST
 Black | Gray | Carbon | Olive
 Espresso | Sky Blue | Blue | Royal Blue
 Violet | Pink | Yellow | Lime Green | Red

Custom Colors Available (Please check with Hydro Systems)

Dual Color Option: \$ 1,940 LIST

FINISH

Matte Finish | METRO.MAT NO CHARGE UPGRADE
Polished Finish | METRO.POL NO CHARGE UPGRADE
Matte Gloss Combination | METRO.TWOTONE \$ 315
 (Please specify finish on all orders)

SURFACES (OUTSIDE ONLY)

Faux Metallic:
 Galvanized [GAL] | Weathered Nickel [WN] \$ 3,150
Metallic: Polished Nickel [PN] \$ 15,750
 MODEL/METAL/COLOR (XXX.XXX.XXX)

HYDROZONE INCLUDED ON Thermal Air

LINEAR INTEGRAL W/O | LWO-XXX INCLUDED
 WHI, BIS, PC, PB, PN, BC, BB, BN, SC, SB, SN, ORB, PE
 GOLD FINISH UPGRADE \$ 440

ISLAND TUB DRAIN | ITD.XX
 ABS, PVC | ITD.ABS | ITD.PVC \$ 325
 Cast Iron | ITD.CST \$ 395

REMOTE CONTROL SYSTEM \$ 580
 (must have thermal air to purchase)

GEORGETOWN

70"L x 35"W x 22-25"D - center drain
 Linear Integral W/O Included (please specify finish)
 Includes lumbar support
 Remote blower required for Thermal Air system



MODEL / PRICING

GEO7035HTO	Tub Only	\$ 6,990	GEO7035HTA	Thermal Air	\$ 10,890
------------	----------	----------	------------	-------------	-----------

AVAILABLE OPTIONS

HYDROLUXE SS™ BATHTUB COLORS

Standard Colors: Almond | White | Biscuit

Premium Colors: \$ 1,940 LIST

- Black | Gray | Carbon | Olive
- Espresso | Sky Blue | Blue | Royal Blue
- Violet | Pink | Yellow | Lime Green | Red

Custom Colors Available (Please check with Hydro Systems)

Dual Color Option: \$ 1,940 LIST

FINISH

Matte Finish | METRO.MAT NO CHARGE UPGRADE

Polished Finish | METRO.POL NO CHARGE UPGRADE

Matte Gloss Combination | METRO.TWOTONE \$ 315

(Please specify finish on all orders)

SURFACES (OUTSIDE ONLY)

Faux Metallic:

Galvanized [GAL] | Weathered Nickel [WN] \$ 3,150

Metallic: Polished Nickel [PN] \$ 15,7500

MODEL/METAL/COLOR (XXX.XXX.XXX)

HYDROZONE INCLUDED ON Thermal Air

LINEAR INTEGRAL W/O | LWO-XXX INCLUDED

WHI, BIS, PC, PB, PN, BC, BB, BN, SC, SB, SN, ORB, PE

GOLD FINISH UPGRADE \$ 440

ISLAND TUB DRAIN | ITD.XX

ABS, PVC | ITD.ABS | ITD.PVC \$ 325

Cast Iron | ITD.CST \$ 395

REMOTE CONTROL SYSTEM

(must have thermal air to purchase) \$ 580

GUTHRIE

58"L x 36"W x 24"D - center drain
 Linear Integral W/O Included (please specify finish)
 Includes lumbar support
 Built in faucet shelf
 Remote blower required for Thermal Air system



MODEL / PRICING

GUT5836HTO	Tub Only	\$ 5,990	GUT5836HTA	Thermal Air	\$ 9,800
------------	----------	----------	------------	-------------	----------

AVAILABLE OPTIONS

HYDROLUXE SS™ BATHTUB COLORS

Standard Colors: Almond | White | Biscuit

Premium Colors: \$ 1,940 LIST

- Black | Gray | Carbon | Olive
- Espresso | Sky Blue | Blue | Royal Blue
- Violet | Pink | Yellow | Lime Green | Red

Custom Colors Available (Please check with Hydro Systems)

Dual Color Option: \$ 1,940 LIST

FINISH

Matte Finish | METRO.MAT NO CHARGE UPGRADE

Polished Finish | METRO.POL NO CHARGE UPGRADE

Matte Gloss Combination | METRO.TWOTONE \$ 315

(Please specify finish on all orders)

SURFACES (OUTSIDE ONLY)

Faux Metallic:

Galvanized [GAL] | Weathered Nickel [WN] \$ 3,150

Metallic: Polished Nickel [PN] \$ 15,750

MODEL/METAL/COLOR (XXX.XXX.XXX)

HYDROZONE INCLUDED ON Thermal Air

LINEAR INTEGRAL W/O | LWO-XXX INCLUDED

WHI, BIS, PC, PB, PN, BC, BB, BN, SC, SB, SN, ORB, PE

GOLD FINISH UPGRADE \$ 440

ISLAND TUB DRAIN | ITD.XX

ABS, PVC | ITD.ABS | ITD.PVC \$ 325

Cast Iron | ITD.CST \$ 395

REMOTE CONTROL SYSTEM

(must have thermal air to purchase) \$ 580

HYDE

68"L x 34"W x 24"D - center drain
 Linear Integral W/O Included (please specify finish)
 Remote blower required for Thermal Air system



MODEL / PRICING

HYD6834HTO	Tub Only	\$ 5,990	HYD6834HTA	Thermal Air	\$ 9,800
------------	----------	----------	------------	-------------	----------

AVAILABLE OPTIONS

HYDROLUXE SS™ BATHTUB COLORS

Standard Colors: Almond | White | Biscuit

Premium Colors: \$ 1,940 LIST

- Black | Gray | Carbon | Olive
- Espresso | Sky Blue | Blue | Royal Blue
- Violet | Pink | Yellow | Lime Green | Red

Custom Colors Available (Please check with Hydro Systems)

Dual Color Option: \$ 1,940 LIST

FINISH

Matte Finish | METRO.MAT NO CHARGE UPGRADE

Polished Finish | METRO.POL NO CHARGE UPGRADE

Matte Gloss Combination | METRO.TWOTONE \$ 315

(Please specify finish on all orders)

SURFACES (OUTSIDE ONLY)

Faux Metallic:

Galvanized [GAL] | Weathered Nickel [WN] \$ 3,150

Metallic: Polished Nickel [PN] \$ 15,750

MODEL/METAL/COLOR (XXX.XXX.XXX)

HYDROZONE

INCLUDED ON Thermal Air

LINEAR INTEGRAL W/O | LWO-XXX

INCLUDED

WHI, BIS, PC, PB, PN, BC, BB, BN, SC, SB, SN, ORB, PE

GOLD FINISH UPGRADE \$ 440

ISLAND TUB DRAIN | ITD.XX

ABS, PVC | ITD.ABS | ITD.PVC \$ 325

Cast Iron | ITD.CST \$ 395

REMOTE CONTROL SYSTEM

\$ 580

(must have thermal air to purchase)

LIBERTY

63"L x 32"W x 24"D - center drain
 Linear Integral W/O Included (please specify finish)
 Includes lumbar support
 Remote blower required for Thermal Air system



MODEL / PRICING

LIB6332HTO	Tub Only	\$ 5,975	LIB6332HTA	Thermal Air	\$ 9,725
------------	----------	----------	------------	-------------	----------

AVAILABLE OPTIONS

HYDROLUXE SS™ BATHTUB COLORS

Standard Colors: Almond | White | Biscuit

Premium Colors: \$ 1,940 LIST

- Black | Gray | Carbon | Olive
- Espresso | Sky Blue | Blue | Royal Blue
- Violet | Pink | Yellow | Lime Green | Red

Custom Colors Available (Please check with Hydro Systems)

Dual Color Option: \$ 1,940 LIST

FINISH

Matte Finish | METRO.MAT NO CHARGE UPGRADE

Polished Finish | METRO.POL NO CHARGE UPGRADE

Matte Gloss Combination | METRO.TWOTONE \$ 315

(Please specify finish on all orders)

SURFACES (OUTSIDE ONLY)

Faux Metallic:

Galvanized [GAL] | Weathered Nickel [WN] \$ 3,150

Metallic: Polished Nickel [PN] \$ 15,750

MODEL/METAL/COLOR (XXX.XXX.XXX)

HYDROZONE

INCLUDED ON Thermal Air

LINEAR INTEGRAL W/O | LWO-XXX

INCLUDED

WHI, BIS, PC, PB, PN, BC, BB, BN, SC, SB, SN, ORB, PE

GOLD FINISH UPGRADE \$ 440

ISLAND TUB DRAIN | ITD.XX

ABS, PVC | ITD.ABS | ITD.PVC \$ 325

Cast Iron | ITD.CST \$ 395

REMOTE CONTROL SYSTEM

\$ 580

(must have thermal air to purchase)

LOGAN

72"L x 38"W x 23"D - center drain
 Linear Integral W/O Included (please specify finish)
 Includes lumbar support
 Remote blower required for Thermal Air system



MODEL / PRICING

LOG7238HTO	Tub Only	\$ 5,990	LOG7238HTA	Thermal Air	\$ 9,800
------------	----------	----------	------------	-------------	----------

AVAILABLE OPTIONS

HYDROLUXE SS™ BATHTUB COLORS

Standard Colors: Almond | White | Biscuit

Premium Colors:

Black | Gray | Carbon | Olive
 Espresso | Sky Blue | Blue | Royal Blue
 Violet | Pink | Yellow | Lime Green | Red

\$ 1,940 LIST

Custom Colors Available (Please check with Hydro Systems)

Dual Color Option:

\$ 1,940 LIST

FINISH

Matte Finish | METRO.MAT NO CHARGE UPGRADE

Polished Finish | METRO.POL NO CHARGE UPGRADE

Matte Gloss Combination | METRO.TWOTONE \$ 315

(Please specify finish on all orders)

SURFACES (OUTSIDE ONLY)

Faux Metallic:

Galvanized [GAL] | Weathered Nickel [WN] \$ 3,150

Metallic: Polished Nickel [PN] \$ 15,750

MODEL/METAL/COLOR (XXX.XXX.XXX)

HYDROZONE

INCLUDED ON Thermal Air

LINEAR INTEGRAL W/O | LWO-XXX

INCLUDED

WHI, BIS, PC, PB, PN, BC, BB, BN, SC, SB, SN, ORB, PE

GOLD FINISH UPGRADE \$ 440

ISLAND TUB DRAIN | ITD.XX

ABS, PVC | ITD.ABS | ITD.PVC \$ 325

Cast Iron | ITD.CST \$ 395

REMOTE CONTROL SYSTEM

\$ 580

(must have thermal air to purchase)

MANHATTAN

64"L x 36"W x 24"D - center drain
 Linear Integral W/O Included (please specify finish)
 Remote blower required for Thermal Air system



MODEL / PRICING

MAN6436HTO	Tub Only	\$ 11,605	MAN6436HTA	Thermal Air	\$ 14,910
------------	----------	-----------	------------	-------------	-----------

AVAILABLE OPTIONS

HYDROLUXE SS™ BATHTUB COLORS

Standard Colors: Almond | White | Biscuit

Premium Colors:

Black | Gray | Carbon | Olive
 Espresso | Sky Blue | Blue | Royal Blue
 Violet | Pink | Yellow | Lime Green | Red

\$ 1,940 LIST

Custom Colors Available (Please check with Hydro Systems)

Dual Color Option:

\$ 1,940 LIST

FINISH

Matte Finish | METRO.MAT NO CHARGE UPGRADE

Polished Finish | METRO.POL NO CHARGE UPGRADE

Matte Gloss Combination | METRO.TWOTONE \$ 315

(Please specify finish on all orders)

SURFACES (OUTSIDE ONLY)

Faux Metallic:

Galvanized [GAL] | Weathered Nickel [WN] \$ 3,150

Metallic: Polished Nickel [PN] \$ 15,750

MODEL/METAL/COLOR (XXX.XXX.XXX)

HYDROZONE

INCLUDED ON Thermal Air

LINEAR INTEGRAL W/O | LWO-XXX

INCLUDED

WHI, BIS, PC, PB, PN, BC, BB, BN, SC, SB, SN, ORB, PE

GOLD FINISH UPGRADE \$ 440

ISLAND TUB DRAIN | ITD.XX

ABS, PVC | ITD.ABS | ITD.PVC \$ 325

Cast Iron | ITD.CST \$ 395

REMOTE CONTROL SYSTEM

\$ 580

(must have thermal air to purchase)

MARQUIS

65"L x 32"W x 20 - 23"D
 Linear Integral W/O Included (please specify finish)
 Includes lumbar support
 Remote blower required for Thermal Air system



MODEL / PRICING

MRQ6532HTO	Tub Only	\$ 5,480	MRQ6532HTA	Thermal Air	\$ 9,220
------------	----------	----------	------------	-------------	----------

AVAILABLE OPTIONS

HYDROLUXE SS™ BATHTUB COLORS

Standard Colors: Almond | White | Biscuit

Premium Colors: \$ 1,940 LIST

- Black | Gray | Carbon | Olive
- Espresso | Sky Blue | Blue | Royal Blue
- Violet | Pink | Yellow | Lime Green | Red

Custom Colors Available (Please check with Hydro Systems)

Dual Color Option: Color matching available \$ 1,940 LIST

*Premium colors included MODEL/COLOR1/COLOR2
 (XXX.XXX.XXX)

FINISH

Matte Finish | METRO.MAT NO CHARGE UPGRADE

Polished Finish | METRO.POL NO CHARGE UPGRADE

Matte Gloss Combination | METRO.TWOTONE \$ 315

(Please specify finish on all orders)

SURFACES (OUTSIDE ONLY)

Faux Metallic:

Galvanized [GAL] | Weathered Nickel [WN] \$ 3,150

Metallic: Polished Nickel [PN] \$ 15,750

MODEL/METAL/COLOR (XXX.XXX.XXX)

HYDROZONE

INCLUDED ON Thermal Air

LINEAR INTEGRAL W/O | LWO-XXX INCLUDED
 WHI, BIS, PC, PB, PN, BC, BB, BN, SC, SB, SN, ORB, PE
 GOLD FINISH UPGRADE \$ 440

ISLAND TUB DRAIN

| ITD.XX
 ABS, PVC | ITD.ABS | ITD.PVC \$ 325
 Cast Iron | ITD.CST \$ 395

REMOTE CONTROL SYSTEM

(must have thermal air to purchase) \$ 580

MILLENNIUM

63"L x 33"W x 22"D - center drain
 Linear Integral W/O Included
 (please specify finish/color of W/O & tub band)
 Remote blower required for Thermal Air system



MODEL / PRICING

MIL6333HTO	Tub Only	\$ 7,995	MIL6333HTA	Thermal Air	\$ 11,565
------------	----------	----------	------------	-------------	-----------

AVAILABLE OPTIONS

HYDROLUXE SS™ BATHTUB COLORS

Standard Colors: Almond | White | Biscuit

Premium Colors: \$ 1,940 LIST

- Black | Gray | Carbon | Olive
- Espresso | Sky Blue | Blue | Royal Blue
- Violet | Pink | Yellow | Lime Green | Red

Custom Colors Available (Please check with Hydro Systems)

Dual Color Option: \$ 1,940 LIST

FINISH

Matte Finish | METRO.MAT NO CHARGE UPGRADE

Polished Finish | METRO.POL NO CHARGE UPGRADE

Matte Gloss Combination | METRO.TWOTONE \$ 315

(Please specify finish on all orders)

SURFACES (OUTSIDE ONLY)

Faux Metallic:

Galvanized [GAL] | Weathered Nickel [WN] \$ 3,150

Metallic: Polished Nickel [PN] \$ 15,750

MODEL/METAL/COLOR (XXX.XXX.XXX)

TUB BAND COLORS

(please specify color/finish or it will be same as tub)

Standard Colors: BND.STD.XXX INCLUDED

- Almond | White | Biscuit | Black

Premium Colors: BND.PR1.XXX \$ 840 LIST

- (group 1) Gray | Carbon | Olive
- Espresso | Sky Blue | Blue | Royal Blue
- Violet | Pink | Yellow | Lime Green | Red

Premium Colors/Finishes: BND.PR1.XXX \$ 1,260 LIST

- (group 2) Polished Chrome [PC] | Brushed Chrome [BC]
- Satin Chrome [SC] | Pewter [PE]
- Galvanized [GAL] | Polished Nickel [PN]
- Weathered Nickel [WN] | Brushed Nickel [BN]
- Satin Nickel [SN] | Polished Gold [PG]
- Brushed Gold [BG] | Oil Rubbed Bronze [ORB]
- Polished Brass [PB] | Satin Brass [SB]
- Brushed Brass [BB] | Custom Color/Finish

HYDROZONE

INCLUDED ON Thermal Air

LINEAR INTEGRAL W/O | LWO-XXX INCLUDED

WHI, BIS, PC, PB, PN, BC, BB, BN, SC, SB, SN, ORB, PE
 (can match overflow to tub and/or band color)

GOLD FINISH UPGRADE \$ 440

ISLAND TUB DRAIN | ITD.XX

ABS, PVC | ITD.ABS | ITD.PVC \$ 325

Cast Iron | ITD.CST \$ 395

REMOTE CONTROL SYSTEM \$ 580

(must have thermal air to purchase)

Tub can be produced without any band, speak with Hydro Systems if you are interested in ordering without any band

MIZU

52" diameter x 27" depth - side-center drain
 Linear Integral W/O Included (color matched to tub)



MODEL / PRICING

MIZ5227HTO	Tub Only	\$ 7,230	MIZ5227HTA	Thermal Air	\$ 10,265
------------	----------	----------	------------	-------------	-----------

AVAILABLE OPTIONS

HYDROLUXE SS™ BATHTUB COLORS

Standard Colors: Almond | White | Biscuit

Premium Colors: \$ 1,940 LIST

- Black | Gray | Carbon | Olive
- Espresso | Sky Blue | Blue | Royal Blue
- Violet | Pink | Yellow | Lime Green | Red

Custom Colors Available (Please check with Hydro Systems)

Dual Color Option: \$ 1,940 LIST

FINISH

Matte Finish | METRO.MAT NO CHARGE UPGRADE

Polished Finish | METRO.POL NO CHARGE UPGRADE

Matte Gloss Combination | METRO.TWOTONE \$ 315

(Please specify finish on all orders)

SURFACES (OUTSIDE ONLY)

Faux Metallic:

Galvanized [GAL] | Weathered Nickel [WN] \$ 3,150

Metallic: Polished Nickel [PN] \$ 15,750

MODEL/METAL/COLOR (XXX.XXX.XXX)

LINEAR INTEGRAL W/O

Color Match to Tub Only INCLUDED

ISLAND TUB DRAIN | ITD.XX

ABS, PVC | ITD.ABS | ITD.PVC \$ 325

Cast Iron | ITD.CST \$ 395

REMOTE CONTROL SYSTEM

(must have thermal air to purchase) \$ 580

NEWBURY

62" L x 28" W x 24" D - center drain

66" L x 31" W x 24" D - center drain

Linear Integral W/O Included (please specify finish)

Remote blower required for Thermal Air system



MODEL / PRICING

NEW6228HTO	Tub Only	\$ 5,480	NEW6631HTO	Tub Only	\$ 5,480
NEW6228HTA	Thermal Air	\$ 9,220	NEW6631HTA	Thermal Air	\$ 9,220

AVAILABLE OPTIONS

HYDROLUXE SS™ BATHTUB COLORS

Standard Colors: Almond | White | Biscuit

Premium Colors: \$ 1,940 LIST

- Black | Gray | Carbon | Olive
- Espresso | Sky Blue | Blue | Royal Blue
- Violet | Pink | Yellow | Lime Green | Red

Custom Colors Available (Please check with Hydro Systems)

Dual Color Option: \$ 1,940 LIST

FINISH

Matte Finish | METRO.MAT NO CHARGE UPGRADE

Polished Finish | METRO.POL NO CHARGE UPGRADE

Matte Gloss Combination | METRO.TWOTONE \$ 315

(Please specify finish on all orders)

SURFACES (OUTSIDE ONLY)

Faux Metallic:

Galvanized [GAL] | Weathered Nickel [WN] \$ 3,150

Metallic: Polished Nickel [PN] \$ 15,750

MODEL/METAL/COLOR (XXX.XXX.XXX)

HYDROZONE

INCLUDED ON Thermal Air

LINEAR INTEGRAL W/O | LWO-XXX

WHI, BIS, PC, PB, PN, BC, BB, BN, SC, SB, SN, ORB, PE INCLUDED

GOLD FINISH UPGRADE \$ 420

ISLAND TUB DRAIN | ITD.XX

ABS, PVC | ITD.ABS | ITD.PVC \$ 325

Cast Iron | ITD.CST \$ 395

REMOTE CONTROL SYSTEM

(must have thermal air to purchase) \$ 580

PACIFIC

63"L x 33"W x 22"D - end drain
 Linear Integral W/O Included (please specify finish)



MODEL / PRICING

PAC6333HTO Tub Only \$ 9,115

AVAILABLE OPTIONS

HYDROLUXE SS™ BATHTUB COLORS

Standard Colors: Almond | White | Biscuit

Premium Colors: \$ 1,940 LIST

- Black | Gray | Carbon | Olive
- Espresso | Sky Blue | Blue | Royal Blue
- Violet | Pink | Yellow | Lime Green | Red

Custom Colors Available (Please check with Hydro Systems)

Dual Color Option: \$ 1,940 LIST

FINISH

Matte Finish | METRO.MAT NO CHARGE UPGRADE

Polished Finish | METRO.POL NO CHARGE UPGRADE

Matte Gloss Combination | METRO.TWOTONE \$ 315

(Please specify finish on all orders)

SURFACES (OUTSIDE ONLY)

Faux Metallic:

Galvanized [GAL] | Weathered Nickel [WN] \$ 3,150

Metallic: Polished Nickel [PN] \$ 15,750

MODEL/METAL/COLOR (XXX.XXX.XXX)

LINEAR INTEGRAL W/O | LWO-XXX INCLUDED

WHI, BIS, PC, PB, PN, BC, BB, BN, SC, SB, SN, ORB, PE

GOLD FINISH UPGRADE \$ 440

ISLAND TUB DRAIN | ITD.XX

ABS, PVC | ITD.ABS | ITD.PVC \$ 325

Cast Iron | ITD.CST \$ 395

RICHMOND

57"L x 36"W x 24"D - center drain
 Linear Integral W/O Included (please specify finish)
 Includes lumbar support
 Built in faucet shelf
 Remote blower required for Thermal Air system



MODEL / PRICING

RIC5736HTO Tub Only \$ 5,745 | RIC5736HTA Thermal Air \$ 9,480

AVAILABLE OPTIONS

HYDROLUXE SS™ BATHTUB COLORS

Standard Colors: Almond | White | Biscuit

Premium Colors: \$ 1,940 LIST

- Black | Gray | Carbon | Olive
- Espresso | Sky Blue | Blue | Royal Blue
- Violet | Pink | Yellow | Lime Green | Red

Custom Colors Available (Please check with Hydro Systems)

Dual Color Option: \$ 1,940 LIST

FINISH

Matte Finish | METRO.MAT NO CHARGE UPGRADE

Polished Finish | METRO.POL NO CHARGE UPGRADE

Matte Gloss Combination | METRO.TWOTONE \$ 315

(Please specify finish on all orders)

SURFACES (OUTSIDE ONLY)

Faux Metallic:

Galvanized [GAL] | Weathered Nickel [WN] \$ 3,150

Metallic: Polished Nickel [PN] \$ 15,750

MODEL/METAL/COLOR (XXX.XXX.XXX)

HYDROZONE INCLUDED ON Thermal Air

LINEAR INTEGRAL W/O | LWO-XXX INCLUDED

WHI, BIS, PC, PB, PN, BC, BB, BN, SC, SB, SN, ORB, PE

GOLD FINISH UPGRADE \$ 440

ISLAND TUB DRAIN | ITD.XX

ABS, PVC | ITD.ABS | ITD.PVC \$ 325

Cast Iron | ITD.CST \$ 395

REMOTE CONTROL SYSTEM

(must have thermal air to purchase) \$ 580

RODEO



61"L x 32"W x 22-30"D - end drain
 Linear Integral W/O Included (please specify finish)
 Includes lumbar support
 Remote blower required for Thermal Air system

MODEL / PRICING

ROD6132HTO	Tub Only	\$ 5,990	ROD6132HTA	Thermal Air	\$ 9,800
------------	----------	----------	------------	-------------	----------

AVAILABLE OPTIONS

HYDROLUXE SS™ BATHTUB COLORS

Standard Colors: Almond | White | Biscuit

Premium Colors: \$ 1,940 LIST

- Black | Gray | Carbon | Olive
- Espresso | Sky Blue | Blue | Royal Blue
- Violet | Pink | Yellow | Lime Green | Red

Custom Colors Available (Please check with Hydro Systems)

Dual Color Option: \$ 1,940 LIST

FINISH

Matte Finish | METRO.MAT NO CHARGE UPGRADE

Polished Finish | METRO.POL NO CHARGE UPGRADE

Matte Gloss Combination | METRO.TWOTONE \$ 315

(Please specify finish on all orders)

SURFACES (OUTSIDE ONLY)

Faux Metallic:

Galvanized [GAL] | Weathered Nickel [WN] \$ 3,150

Metallic: Polished Nickel [PN] \$ 15,750

MODEL/METAL/COLOR (XXX.XXX.XXX)

HYDROZONE INCLUDED ON Thermal Air

LINEAR INTEGRAL W/O | LWO-XXX INCLUDED

WHI, BIS, PC, PB, PN, BC, BB, BN, SC, SB, SN, ORB, PE

GOLD FINISH UPGRADE \$ 440

ISLAND TUB DRAIN | ITD.XX

ABS, PVC | ITD.ABS | ITD.PVC \$ 325

Cast Iron | ITD.CST \$ 395

REMOTE CONTROL SYSTEM \$ 580

(must have thermal air to purchase)

SOHO



48"L x 30"W x 22"D - end drain
 Linear Integral W/O Included (please specify finish)
 Includes lumbar support
 Remote blower required for Thermal Air system

MODEL / PRICING

SOH4830HTO	Tub Only	\$ 5,210	SOH4830HTA	Thermal Air	\$ 8,515
------------	----------	----------	------------	-------------	----------

AVAILABLE OPTIONS

HYDROLUXE SS™ BATHTUB COLORS

Standard Colors: Almond | White | Biscuit

Premium Colors: \$ 1,940 LIST

- Black | Gray | Carbon | Olive
- Espresso | Sky Blue | Blue | Royal Blue
- Violet | Pink | Yellow | Lime Green | Red

Custom Colors Available (Please check with Hydro Systems)

Dual Color Option: \$ 1,940 LIST

FINISH

Matte Finish | METRO.MAT NO CHARGE UPGRADE

Polished Finish | METRO.POL NO CHARGE UPGRADE

Matte Gloss Combination | METRO.TWOTONE \$ 315

(Please specify finish on all orders)

SURFACES (OUTSIDE ONLY)

Faux Metallic:

Galvanized [GAL] | Weathered Nickel [WN] \$ 3,150

Metallic: Polished Nickel [PN] \$ 15,750

MODEL/METAL/COLOR (XXX.XXX.XXX)

HYDROZONE INCLUDED ON Thermal Air

LINEAR INTEGRAL W/O | LWO-XXX INCLUDED

WHI, BIS, PC, PB, PN, BC, BB, BN, SC, SB, SN, ORB, PE

GOLD FINISH UPGRADE \$ 440

ISLAND TUB DRAIN | ITD.XX

ABS, PVC | ITD.ABS | ITD.PVC \$ 325

Cast Iron | ITD.CST \$ 395

REMOTE CONTROL SYSTEM \$ 580

(must have thermal air to purchase)

SUMMERLIN

57" L x 31" W x 22" D - center drain
 Linear Integral W/O Included (please specify finish)
 Includes lumbar support
 Remote blower required for Thermal Air system



MODEL / PRICING

SUM5731HTO	Tub Only	\$ 5,480	SUM5731HTA	Thermal Air	\$ 9,220
------------	----------	----------	------------	-------------	----------

AVAILABLE OPTIONS

HYDROLUXE SS™ BATHTUB COLORS

Standard Colors: Almond | White | Biscuit

Premium Colors: \$ 1,940 LIST

- Black | Gray | Carbon | Olive
- Espresso | Sky Blue | Blue | Royal Blue
- Violet | Pink | Yellow | Lime Green | Red

Custom Colors Available (Please check with Hydro Systems)

Dual Color Option: \$ 1,940 LIST

FINISH

Matte Finish | METRO.MAT NO CHARGE UPGRADE

Polished Finish | METRO.POL NO CHARGE UPGRADE

Matte Gloss Combination | METRO.TWOTONE \$ 315

(Please specify finish on all orders)

SURFACES (OUTSIDE ONLY)

Faux Metallic:

Galvanized [GAL] | Weathered Nickel [WN] \$ 3,150

Metallic: Polished Nickel [PN] \$ 15,750

MODEL/METAL/COLOR (XXX.XXX.XXX)

HYDROZONE

INCLUDED ON Thermal Air

LINEAR INTEGRAL W/O | LWO-XXX INCLUDED

WHI, BIS, PC, PB, PN, BC, BB, BN, SC, SB, SN, ORB, PE

GOLD FINISH UPGRADE \$ 440

ISLAND TUB DRAIN | ITD.XX

ABS, PVC | ITD.ABS | ITD.PVC \$ 325

Cast Iron | ITD.CST \$ 395

REMOTE CONTROL SYSTEM

(must have thermal air to purchase) \$ 580

TRIBECA

68" L x 35" W x 22" D - center
 Linear Integral W/O Included (please specify finish)
 Includes lumbar support
 Remote blower required for Thermal Air system



MODEL / PRICING

TRI6835HTO	Tub Only	\$ 6,755	TRI6835HTA	Thermal Air	\$ 10,525
------------	----------	----------	------------	-------------	-----------

AVAILABLE OPTIONS

HYDROLUXE SS™ BATHTUB COLORS

Standard Colors: Almond | White | Biscuit

Premium Colors: \$ 1,940 LIST

- Black | Gray | Carbon | Olive
- Espresso | Sky Blue | Blue | Royal Blue
- Violet | Pink | Yellow | Lime Green | Red

Custom Colors Available (Please check with Hydro Systems)

Dual Color Option: \$ 1,940 LIST

FINISH

Matte Finish | METRO.MAT NO CHARGE UPGRADE

Polished Finish | METRO.POL NO CHARGE UPGRADE

Matte Gloss Combination | METRO.TWOTONE \$ 315

(Please specify finish on all orders)

SURFACES (OUTSIDE ONLY)

Faux Metallic:

Galvanized [GAL] | Weathered Nickel [WN] \$ 3,150

Metallic: Polished Nickel [PN] \$ 15,750

MODEL/METAL/COLOR (XXX.XXX.XXX)

HYDROZONE

INCLUDED ON Thermal Air

LINEAR INTEGRAL W/O | LWO-XXX INCLUDED

WHI, BIS, PC, PB, PN, BC, BB, BN, SC, SB, SN, ORB, PE

GOLD FINISH UPGRADE \$ 440

ISLAND TUB DRAIN | ITD.XX

ABS, PVC | ITD.ABS | ITD.PVC \$ 325

Cast Iron | ITD.CST \$ 395

REMOTE CONTROL SYSTEM

(must have thermal air to purchase) \$ 580



STON COLLECTION STANDARD FEATURES

All STON Collection bathtubs are produced with Hydroluxe SS™

- Our relentless pursuit of perfection has led us to hone and test our processes to proudly introduce HydroLuxe SS™, the evolution of Solid Surface bathtubs. Representing the latest in eco-friendly technology, this range of seamless, solid-surface bathtubs is constructed from a blend of ground natural minerals and the best in man-made composites. The proLite system we add is uniquely packed with particles, making it a standout in the marketplace when it comes to efficiency and bonding strength. This hybrid material undergoes the transformation from liquid to solid, resulting in a bathtub that is 100% solid surface all the way through, with zero hollow or unfilled areas. The perfectly developed HydroLuxe SS™ blend brings even more durability to the Hydro Systems standard.

All STON Collection Whirlpool and Thermal Air bathtubs are delivered pre-plumbed and include these standard features:

- Six, eight, or ten fully adjustable PVC jets.
- Silent air induction.
- 2.25 H.P. 110 volt pump with plug-in cord.
- Rigid Schedule 40 thermally formed PVC pipe.
- Color matched trim standard on all PVC systems.
- Hydro "Soft Touch" electronic control panel.
- Sound damping motor pad.
- Integral Tub E-Z Level platform with pump installed; facilitates easy installation.*
- All bathtubs are packaged in wood crates or sturdy cardboard boxes for shipping.
- Thermal Air bathtubs are an air injector system, equipped with a 1 H.P. variable speed blower, 600 watt heater, a smart purge system and ozone purification.
- HydrOzone included on all STON Whirlpool, Thermal Air & Combo bathtubs.
- Color or metallic finish cable waste and overflow included on all drop-in STON bathtubs (polished chrome is default). Add \$ 580 for all gold finishes. (PVC comes standard; please specify if ABS is required).
- Color or metallic finish half or fully exposed tip toe drains included on all freestanding STON bathtubs (polished chrome is default). Add \$ 60 for group 2 upgrade finishes. Call for pricing on all gold finishes.

OPTIONS & ACCESSORIES

HYDROLUXE SS™ BATHTUB COLORS

Standard Colors: Almond | White | Biscuit

Premium Colors:

Black | Gray | Carbon | Olive
Espresso | Sky Blue | Blue | Royal Blue
Violet | Pink | Yellow | Lime Green | Red

\$ 1,940 LIST

Custom Colors Available (Please check with Hydro Systems)

Dual Color Option: (freestanding only) \$ 1,940 LIST

FINISH

Matte Finish | STON.MAT NO CHARGE UPGRADE

Polished Finish | STON.POL NO CHARGE UPGRADE

Matte Gloss Combination | STON.TWOTONE \$ 315

(Please specify finish on all orders)

SURFACES (OUTSIDE ONLY)

Faux Metallic:

Galvanized [GAL] | Weathered Nickel [WN] \$ 3,150

Metallic: Polished Nickel [PN] \$ 15,7500

MODEL/METAL/COLOR (XXX.XXX.XXX)

BACK MASSEUSE SYSTEMS

System II - Electronic Control (Tub Only or Thermal Air)
BAC.MA2-XXX \$ 2,200

System III - Electronic Control (Whirlpool or Combo)
BON, BIS, WHI, PC, PB, SN, BN, ORB, PN \$ 1,390

CLAW FOOT UPGRADE (available on Annete or Andre only)
Group 1 - BN, SN, PN, ORB \$ 1,020

EXPORT CRATE | FRT.EXPCRT NET \$ 130

GRAB BARS (Pair)

Standard Grab Bars | GRA.BAR-XXX
Group 1 - PC or PB \$ 420
Group 2 - AB, BB, SB, BC, PN, SN, BN \$ 545
Group 3 - GOL & other finishes \$ 740

Universal Grab Bars | UGB-XXX
Group 1 - PC or PB \$ 450
Group 2 - AB, BB, SB, BC, PN, SN, BN \$ 580
Group 3 - GOL & other finishes \$ 760

HYDRO COAT | HYC.COA \$ 290

HYDRO EXPRESS QUICK SHIP
69.104-HYD.EXP NET \$ 130

Freestanding Collection NET \$ 235

HYDRO FUSION

Hydro Fusion (Tub Only) | 29.102 \$ 760
Hydro Fusion with Ozone (Tub Only) | 29.103 \$ 1,030
Hydro Fusion (Thermal Air) | 29.107 \$ 1,150

INDULGE SYSTEM | HYD.IND \$ 2,520

HYDROZONE UV COMBO SYSTEM | OZUV.XXX
110 V | OZUV.110 \$ 890
220 V | OZUV.220 \$ 890

(only for whirlpool and combo systems)

INLINE HEATER (Whirlpool and Combo systems only)

12.50 Amps 1.5 KW - 110V | 27.100 \$ 620
6.25 Amps 1.5 KW - 220V | 27.101 \$ 670
6.00 Amps 0.75 KW | 27.103 \$ 555
(no dedicated GFI required for 6.00 Amp on 6.00Amps)

JETS

Add. Jumbo Jet (JET.JJ-XX) & Rotating Jets (JET.JR-XX)
(Installed per jet price for extra jets added to standard system price)

Color Trim \$ 190
Group 1 - PC or PB \$ 220
Group 2 - AB, BB, SB, BC, SC, PN, SN, BN \$ 260
Group 3 - GOL & other finishes \$ 300

(All metallic finishes come with colored eyeball.)

Add. Standard (JET.STD-XX) & Swirling Jets (JET.SWI-XX)
(Installed per jet price for extra jets added to standard system price)

Color Trim \$ 180
Group 1 - PC or PB \$ 210
Group 2 - AB, BB, SB, BC, SC, PN, SN, BN \$ 255
Group 3 - GOL & other finishes \$ 290

Custom Jet Locations | 69.116-CUS.JET No Charge

Jumbo Jets (JUP.JJ-XX) & Rotating Jets Upgrade (JUP.JR-XX) \$ 95

(All metallic finishes come with colored eyeball)

Micro Therapy Jet | MTJ.XXX: \$ 170
BIS, BLA, BON, SIL, WHI

Swirling Jet Upgrade | JUP.SWI-XX \$ 60
(Per jet substitution price added to standard system price)
(All metallic finishes come with colored eyeball)

LIGHTING

LED Bath Light Chromotherapy System | LIG.LED \$ 630

LOW WATER PROTECTION (Includes 30 minute timer)

110V | LOW.WAT-110 \$ 325
220V | LOW.WAT-220 \$ 350

MICRO MOUNT | 69.140MCREDDG \$ 120

The micro mount reduces the standard edge profile height of the tub to minus (-) 3/8 to 5/8". NOTE: you will also need to increase the framing height by an additional 1 1/4". Not available on tub models with edge detail.

JET PLATING FOR PVC WHIRLPOOL SYSTEMS

Trim kit covers jet escutcheons, suction, & electronic soft touch pad
Clear, Brass, Chrome

Group 1 | PC or PB
6 Jets | PLA.06-XX \$ 340
8 Jets | PLA.08-XX \$ 435
10 Jets | PLA.10-XX \$ 460

Group 2 | AB, BB, SB, BC, SC, PN, SN, BN
6 Jets \$ 630
8 Jets \$ 850
10 Jets \$ 980

Group 3 | GOL & other finishes
6 Jets \$ 835
8 Jets \$ 1,065
10 Jets \$ 1,190

(Per jet substitution price added to standard system price)
(All metallic finishes come with colored eyeball)

NECK MASSEUSE JET PILLOW | PIL.NEC-XX \$ 650

Available in black, bone and white.
(Not available on all models)

PADDED HEADREST PILLOW | 41.128 \$ 130
(Black only)

PUMPS

Custom Pump Locations | 69.116-CUS.PMP No Charge
(Drawing of pump locations is required)

Pump Upgrades | PMP.UP \$275
110V to 220V on 2.25 H.P. only

Variable Speed Pump, 1½ H.P., 110V | VAR.SPE \$ 735
Complete with touch pad speed control, low water protection, 30 minute timer, LCD digital speed and temperature readout.
Not available in 220V.

REMOTE CONTROL | REM.CON \$ 580
Remote control replaces keypad, must have system to purchase.

SHIPPING (TO DISTRIBUTOR) NET \$ 185
Jobsite Delivery NET \$ 90
Lift Gate NET \$ 65

Molded Skirt Panels (Rectangle Models Only)
Seamed (Visible Seam)

- 1 sided | Zen Skirt \$ 685
- 2 sided | SKI.SMD-2 \$ 2,130
- 3 sided | SKI.SMD-3 \$ 2,800
- 4 sided | SKI.SMD-4 \$ 3,590

*Specify which sides on worksheet.



Seamless (No Seam)

- 1 sided | SKI.SML-1 \$ 1,885
- 2 sided | SKI.SML-2 \$ 2,850
- 3 sided | SKI.SML-3 \$ 3,820
- 4 sided | SKI.SML-4 \$ 4,795

*Specify which sides on worksheet.



WASTE & OVERFLOW | WOV.XX

(included on drop in models)

Cable W/O- Finish List: WHI, BIS, PC, PB, PN, BC, BB, BN, SC, SB, SN, ORB, PE

Cable W/O - Gold Finish Upgrade: PG, BG \$ 580

Integral W/O (Std. round) | IWO.XX \$ 325

Waste and overflow manufactured as part of the bath; comes standard as a round overflow cover. Drain will be a tip-toe style and drain outlet will be a direct drain.

Linear Integral W/O | LWO-XXX \$ 325

Waste and overflow manufactured as part of the bath. Drain will be a tip-toe style and drain outlet will be a direct drain.

Solid Brass Upgrade | SBR.UP NET \$ 100

ISLAND TUB DRAIN | ITD.XXX

ABS , PVC | ITD.ABS | ITD.PVC \$ 325

Cast Iron | ITD.CST \$ 395

FREESTANDING WASTE & OVERFLOWS

Half Exposed Tip Toe | HWTT.XX

Group 1- PC, PB INCLUDED

Group 2 – PN, SN, BN, ORB, WHI, BIS \$ 60
(PG and Gold, call for pricing)

Fully Exposed Tip Toe | WTT.XX

Group 1- PC, PB INCLUDED

Group 2 – PN, SN, BN, ORB, WHI, BIS \$ 60
(PG and Gold, call for pricing)

TILE FLANGES | FLA.MO-X \$ 190

Must be specified at time of order: 1, 2, 3, 4 Sided

Flanges are made of galvanized metal

(Not available on all models)

TOWER | TOW-XX

Tower can be added to any of our freestanding models, allowing you to use traditional Roman faucets.

18" Or 24" \$ 1,160

25"-30" \$ 1,160

31"-36" \$ 1,270

37"-42" \$ 1,380

43"-38" \$ 1,490

49"-54" \$ 1,600

55"-60" \$ 1,710



ACCESS PANEL NET \$ 55

FREIGHT (TO DISTRIBUTOR) NET \$ 185

Jobsite Delivery NET \$ 90

Lift Gate NET \$ 65

AMBER

66"L x 39"W x 23"D

74"L x 45"W x 24"D

Includes armrests



MODEL / PRICING

AMB6638STO	Tub Only	\$ 2,860	AMB7445STO	Tub Only	\$ 3,070
AMB6638SWP	Whirlpool (6)	\$ 5,220	AMB7445SWP	Whirlpool (8)	\$ 5,695
AMB6638STA	Thermal Air	\$ 5,430	AMB7445STA	Thermal Air	\$ 5,905
AMB6638SCO	Combo System	\$ 6,800	AMB7445SCO	Combo System	\$ 7,270

AVAILABLE OPTIONS

HYDROLUXE SS™ BATHTUB COLORS

Standard Colors: Almond | White | Biscuit

Premium Colors: \$ 1,940 LIST

Black | Gray | Carbon | Olive

Espresso | Sky Blue | Blue | Royal Blue

Violet | Pink | Yellow | Lime Green | Red

Custom Colors Available (Please check with Hydro Systems)

Matte Finish | STON.MAT NO CHARGE UPGRADE

BACK MASSEUSE SYSTEMS Additional finishes on page 121

System II - Electronic Control (TA) | BAC.MA2-XXX \$ 2,200

System III - Electronic Control (WP or CO) \$ 1,390

EXPORT CRATE | FRT.EXPCRT NET \$ 130

GRAB BARS (Pair) Additional finishes on page 121

Standard Grab Bars | GRA.BAR-XXX \$ 420

Group 1 - PC or PB

Universal Grab Bars | UGB-XXX \$ 450

Group 1 - PC or PB

HYDRO COAT | HYC.COA \$ 290

HYDRO EXPRESS QUICK SHIP
69.104-HYD.EXP NET \$ 130

HYDRO FUSION

Hydro Fusion (Tub Only) | 29.102 \$ 760

Hydro Fusion with Ozone (Tub Only) | 29.103 \$ 1,030

Hydro Fusion (Thermal Air) | 29.107 \$ 1,150

HYDRO INDULGE | HYD.IND \$ 2,520

HYDROZONE UV COMBO SYSTEM | OZUV.XXX

110 V | OZUV.110 \$ 890

220 V | OZUV.220 \$ 890

INLINE HEATER (Whirlpool & Combo systems only)

12.50 Amps 1.5 KW - 110V | 27.100 \$ 620

6.25 Amps 1.5 KW - 220V | 27.101 \$ 670

6.00 Amps 0.75 KW | 27.103 \$ 555

(no dedicated GFI required for 6.00 Amp)

JETS For additional finishes go to page 121

Add. Jumbo Jet (JET.JJ-XX) & **Rotating Jets** (JET.JR-XX)
Group 1 - PC or PB \$ 220

Add. Standard (JET.STD-XX) & **Swirling Jets** (JET.SWI-XX)
Group 1 - PC or PB \$ 210

Jumbo Jets (JUP.JJ-XX) & **Rotating Jets Upgrade** (JUP.JR-XX) \$ 95

Micro Therapy Jet | MTJ.XXX
BIS, BLA, BON, SIL, WHI \$ 170

Swirling Jet Upgrade | JUP.SWI-XX \$ 60

JET PLATING For jet plating options go to page 117

CUSTOM JET LOCATIONS | 69.116-CUS.JET No Charge

LIGHTING

LED Bath Light Chromotherapy System | LIG.LED \$ 630

LOW WATER PROTECTION (Includes 30 minute timer)

110V | LOW.WAT-110 \$ 325

220V | LOW.WAT-220 \$ 350

MICRO MOUNT | 69.140MCREDG \$ 120

NECK MASSEUSE JET PILLOW | PIL.NEC-XX \$ 650
Available in black, bone and white.

PADDED HEADREST PILLOW | 41.128 \$ 130
(Available in black only)

PUMPS

Custom Pump Locations | 69.116-CUS.PMP No Charge

Pump Upgrades | PMP.UP \$ 275
(110V to 220V ON 2.25 H.P. only)

WASTE & OVERFLOW | WOV.XX For finishes go to page 122

INTEGRAL W/O (Std. Round) | IWO.XX \$ 325

LINEAR INTEGRAL W/O | LWO-XXX \$ 325

REMOTE CONTROL SYSTEM \$ 580
(must have system to purchase)

ANDREA

72"L x 38"W x 24"D - center drain
 (PC or WHI feet included, specify finish)
 Fully Exposed W/O Included (please specify finish)



MODEL / PRICING

AND7238STO Tub Only \$ 4,860

AVAILABLE OPTIONS

HYDROLUXE SS™ BATHTUB COLORS

Standard Colors: Almond | White | Biscuit

Premium Colors: \$ 1,940 LIST

Black | Gray | Carbon | Olive
 Espresso | Sky Blue | Blue | Royal Blue
 Violet | Pink | Yellow | Lime Green | Red

Custom Colors Available (Please check with Hydro Systems)

Dual Color Option: \$ 1,940 LIST

FINISH

Matte Finish | STON.MAT NO CHARGE UPGRADE

Polished Finish | STON.POL NO CHARGE UPGRADE

Matte Gloss Combination | STON.TWOTONE \$ 315

(Please specify finish on all orders)

SURFACES (OUTSIDE ONLY)

Faux Metallic:

Galvanized [GAL] | Weathered Nickel [WN] \$ 3,150

Metallic: Polished Nickel [PN] \$ 15,750

MODEL/METAL/COLOR (XXX.XXX.XXX)

CLAW FOOT UPGRADE BN | SN | PN | ORB | PB \$ 1,020

PADDED HEADREST PILLOW | 41.128 (Black only) \$ 130

FULLY EXPOSED TIP TOE WASTE & OVERFLOW | WTT.XX

Group 1 - PC | PB INCLUDED

Group 2 - PN | SN | BN | ORB | WHI | BIS \$ 60

(PG and Gold, call for pricing)

ANNETTE

65"L x 36"W x 20"D - end drain (sloped deck)
 65"L x 36"W x 18"D - end drain (flat deck)
 (PC or WHI feet included, specify finish)
 Fully Exposed W/O Included (please specify finish)



MODEL / PRICING

ANN6536STOS Tub Only \$ 4,625
 *Sloped Deck

ANN6536STOF Tub Only \$ 4,625
 *Flat Deck

AVAILABLE OPTIONS

HYDROLUXE SS™ BATHTUB COLORS

Standard Colors: Almond | White | Biscuit

Premium Colors: \$ 1,940 LIST

Black | Gray | Carbon | Olive
 Espresso | Sky Blue | Blue | Royal Blue
 Violet | Pink | Yellow | Lime Green | Red

Custom Colors Available (Please check with Hydro Systems)

Dual Color Option: \$ 1,940 LIST

FINISH

Matte Finish | STON.MAT NO CHARGE UPGRADE

Polished Finish | STON.POL NO CHARGE UPGRADE

Matte Gloss Combination | STON.TWOTONE \$ 315

(Please specify finish on all orders)

SURFACES (OUTSIDE ONLY)

Faux Metallic:

Galvanized [GAL] | Weathered Nickel [WN] \$ 3,150

Metallic: Polished Nickel [PN] \$ 15,750

MODEL/METAL/COLOR (XXX.XXX.XXX)

CLAW FOOT UPGRADE BN | SN | PN | ORB | PB \$ 1,020

FULLY EXPOSED TIP TOE WASTE & OVERFLOW | WTT.XX

Group 1 - PC | PB INCLUDED

Group 2 - PN | SN | BN | ORB | WHI | BIS \$ 60

(PG and Gold, call for pricing)

CARRERA

60" L x 32" W x 23" D
 66" L x 34" W x 23" D
 72" L x 36" W x 23" D



MODEL / PRICING

CAR6032STO Tub Only	\$ 2,650	CAR6634STO Tub Only	\$ 2,755	CAR7236STO Tub Only	\$ 2,860
CAR6032SWP Whirlpool (6)	\$ 5,010	CAR6634SWP Whirlpool (6)	\$ 5,115	CAR7236SWP Whirlpool (8)	\$ 5,485
CAR6032STA Thermal Air	\$ 5,080	CAR6634STA Thermal Air	\$ 5,220	CAR7236STA Thermal Air	\$ 5,695
CAR6032SCO Combo System	\$ 6,585	CAR6634SCO Combo System	\$ 6,690	CAR7236SCO Combo System	\$ 7,060

AVAILABLE OPTIONS

HYDROLUXE SS™ BATHTUB COLORS

Standard Colors: Almond | White | Biscuit
Premium Colors: \$ 1,940 LIST
 Black | Gray | Carbon | Olive
 Espresso | Sky Blue | Blue | Royal Blue
 Violet | Pink | Yellow | Lime Green | Red
 Custom Colors Available (Please check with Hydro Systems)
Matte Finish | STON.MAT NO CHARGE UPGRADE

BACK MASSEUSE SYSTEMS Additional finishes on page 121
System II - Electronic Control (TA) | BAC.MA2-XXX \$ 2,200
System III - Electronic Control (WP or CO) \$ 1,390

EXPORT CRATE | FRT.EXPCRT NET \$ 130

GRAB BARS (Pair) Additional finishes on page 121
Standard Grab Bars | GRA.BAR-XXX \$ 420
 Group 1 - PC or PB
Universal Grab Bars | UGB-XXX \$ 450
 Group 1 - PC or PB

HYDRO COAT | HYC.COA \$ 290

HYDRO EXPRESS QUICK SHIP
 69.104-HYD.EXP NET \$ 130

HYDRO FUSION
Hydro Fusion (Tub Only) | 29.102 \$ 760
Hydro Fusion with Ozone (Tub Only) | 29.103 \$ 1,030
Hydro Fusion (Thermal Air) | 29.107 \$ 1,150

HYDRO INDULGE | HYD.IND \$ 2,520

HYDROZONE UV COMBO SYSTEM | OZUV.XXX
 110 V | OZUV.110 \$ 890
 220 V | OZUV.220 \$ 890

INLINE HEATER (Whirlpool & Combo systems only)
 12.50 Amps 1.5 KW - 110V | 27.100 \$ 620
 6.25 Amps 1.5 KW - 220V | 27.101 \$ 670
 6.00 Amps 0.75 KW | 27.103 \$ 555
 (no dedicated GFI required for 6.00 Amp)

JETS For additional finishes go to page 121
Add. Jumbo Jet (JET.JJ-XX) & **Rotating Jets** (JET.JR-XX)
 Group 1 - PC or PB \$ 220
Add. Standard (JET.STD-XX) & **Swirling Jets** (JET.SWI-XX)
 Group 1 - PC or PB \$ 210
Jumbo Jets (JUP.JJ-XX) & **Rotating Jets Upgrade** (JUP.JR-XX) \$ 95
Micro Therapy Jet | MTJ.XXX
 BIS, BLA, BON, SIL, WHI \$ 170
Swirling Jet Upgrade | JUP.SWI-XX \$ 60

JET PLATING For jet plating options go to page 117

CUSTOM JET LOCATIONS | 69.116-CUS.JET No Charge

LIGHTING
LED Bath Light Chromotherapy System | LIG.LED \$ 630

LOW WATER PROTECTION (Includes 30 minute timer)
 110V | LOW.WAT-110 \$ 325
 220V | LOW.WAT-220 \$ 350

MICRO MOUNT | 69.140MCREDG \$ 120

NECK MASSEUSE JET PILLOW | PIL.NEC-XX \$ 650
 Available in black, bone and white.

PADDED HEADREST PILLOW | 41.128 \$ 130
 (Available in black only)

PUMPS
Custom Pump Locations | 69.116-CUS.PMP No Charge
Pump Upgrades | PMP.UP \$ 275
 (110V to 220V ON 2.25 H.P. only)

SKIRTS For skirt options go to pages 122

TILE FLANGES | FLA.MO-X \$ 190
 (made of galvanized metal)

WASTE & OVERFLOW | WOV.XX For finishes go to page 122

INTEGRAL W/O (Std. Round) | IWO.XX \$ 325

LINEAR INTEGRAL W/O | LWO-XXX \$ 325

REMOTE CONTROL SYSTEM \$ 580
 (must have system to purchase)

*The addition of multiple options could impact the equipment fitting inside the perimeter of the tub.

CITRINE

60"L x 32"W x 21"D

Includes Lumbar Support

Specify LH or RH drain

(Add LH or RH to end of model code)



MODEL / PRICING

CIT6032STO	Tub Only	\$ 3,650	CIT6032STA	Thermal Air	\$ 6,220
CIT6032SWP	Whirlpool (6)	\$ 6,010	CIT6032SCO	Combo System	\$ 7,585

AVAILABLE OPTIONS

HYDROLUXE SS™ BATHTUB COLORS

Standard Colors: White | Almond | Biscuit

Premium Colors: \$ 1,940 LIST

Black | Gray | Carbon | Olive

Espresso | Sky Blue | Blue | Royal Blue

Violet | Pink | Yellow | Lime Green | Red

Custom Colors Available (Please check with Hydro Systems)

Matte Finish | STON.MAT NO CHARGE UPGRADE

BACK MASSEUSE SYSTEMS Additional finishes on page 119

System II - Electronic Control (TA) | BAC.MA2-XXX \$ 2,200

System III - Electronic Control (WP or CO) \$ 1,390

EXPORT CRATE | FRT.EXPCRT NET \$ 130

GRAB BARS (Pair) Additional finishes on page 121

Standard Grab Bars | GRA.BAR-XXX

Group 1 - PC or PB \$ 420

Universal Grab Bars | UGB-XXX

Group 1 - PC or PB \$ 450

HYDRO COAT | HYC.COA \$ 290

HYDRO EXPRESS QUICK SHIP

69.104-HYD.EXP NET \$ 130

HYDRO FUSION

Hydro Fusion (Tub Only) | 29.102 \$ 760

Hydro Fusion with Ozone (Tub Only) | 29.103 \$ 1,030

Hydro Fusion (Thermal Air) | 29.107 \$ 1,095

HYDRO INDULGE | HYD.IND \$ 2,520

HYDROZONE UV COMBO SYSTEM | OZUV.XXX

110 V | OZUV.110 \$ 890

220 V | OZUV.220 \$ 890

INLINE HEATER (Whirlpool & Combo systems only)

12.50 Amps 1.5 KW - 110V | 27.100 \$ 620

6.25 Amps 1.5 KW - 220V | 27.101 \$ 670

6.00 Amps 0.75 KW | 27.103 \$ 555

(no dedicated GFI required for 6.00 Amp)

JETS For additional finishes go to page 119

Add. Jumbo Jet (JET.JJ-XX) & **Rotating Jets** (JET.JR-XX)

Group 1 - PC or PB \$ 220

Add. Standard (JET.STD-XX) & **Swirling Jets** (JET.SWI-XX)

Group 1 - PC or PB \$ 210

Jumbo Jets (JUP.JJ-XX) & **Rotating Jets Upgrade** (JUP.JR-XX) \$ 95

Micro Therapy Jet | MTJ.XXX

BIS, BLA, BON, SIL, WHI \$ 170

Swirling Jet Upgrade | JUP.SWI-XX \$ 60

JET PLATING For jet plating options go to page 119

CUSTOM JET LOCATIONS | 69.116-CUS.JET No Charge

LIGHTING

LED Bath Light Chromotherapy System | LIG.LED \$ 630

LOW WATER PROTECTION (Includes 30 minute timer)

110V | LOW.WAT-110 \$ 325

220V | LOW.WAT-220 \$ 350

NECK MASSEUSE JET PILLOW | PIL.NEC-XX \$ 650

Available in black, bone and white.

PADDED HEADREST PILLOW | 41.128 \$ 130

(Available in black only)

PUMPS

Custom Pump Locations | 69.116-CUS.PMP No Charge

Pump Upgrades | PMP.UP \$ 275

(110V to 220V ON 2.25 H.P. only)

WASTE & OVERFLOW | WOV.XX For finishes go to page 120

INTEGRAL W/O (Std. Round) | IWO.XX \$ 325

LINEAR INTEGRAL W/O | LWO-XXX \$ 325

REMOTE CONTROL SYSTEM \$ 580

(must have system to purchase)

COAL

60"L x 32"W x 21"D

66"L x 32"W x 21"D



MODEL / PRICING

COA6032STO	Tub Only	\$ 2,650	COA6632STO	Tub Only	\$ 2,755
COA6032SWP	Whirlpool (6)	\$ 5,010	COA6632SWP	Whirlpool (6)	\$ 5,115
COA6032STA	Thermal Air	\$ 5,220	COA6632STA	Thermal Air	\$ 5,325
COA6032SCO	Combo System	\$ 6,585	COA6632SCO	Combo System	\$ 6,690

AVAILABLE OPTIONS

HYDROLUXE SS™ BATHTUB COLORS

Standard Colors: Almond | White | Biscuit

Premium Colors: \$ 1,940 LIST

Black | Gray | Carbon | Olive

Espresso | Sky Blue | Blue | Royal Blue

Violet | Pink | Yellow | Lime Green | Red

Custom Colors Available (Please check with Hydro Systems)

Matte Finish | STON.MAT NO CHARGE UPGRADE

BACK MASSEUSE SYSTEMS Additional finishes on page 121

System II - Electronic Control (TA) | BAC.MA2-XXX \$ 2,200

System III - Electronic Control (WP or CO) \$ 1,390

EXPORT CRATE | FRT.EXPCRT NET \$ 130

GRAB BARS (Pair) Additional finishes on page 121

Standard Grab Bars | GRA.BAR-XXX \$ 420

Group 1 - PC or PB

Universal Grab Bars | UGB-XXX \$ 450

Group 1 - PC or PB

HYDRO COAT | HYC.COA \$ 290

HYDRO EXPRESS QUICK SHIP
69.104-HYD.EXP NET \$ 130

HYDRO FUSION

Hydro Fusion (Tub Only) | 29.102 \$ 760

Hydro Fusion with Ozone (Tub Only) | 29.103 \$ 1,030

Hydro Fusion (Thermal Air) | 29.107 \$ 1,095

HYDRO INDULGE | HYD.IND \$ 2,520

HYDROZONE UV COMBO SYSTEM | OZUV.XXX

110 V | OZUV.110 \$ 890

220 V | OZUV.220 \$ 890

INLINE HEATER (Whirlpool & Combo systems only)

12.50 Amps 1.5 KW - 110V | 27.100 \$ 620

6.25 Amps 1.5 KW - 220V | 27.101 \$ 670

6.00 Amps 0.75 KW | 27.103 \$ 555

(no dedicated GFI required for 6.00 Amp)

JETS For additional finishes go to page 121

Add. Jumbo Jet (JET.JJ-XX) & **Rotating Jets** (JET.JR-XX)
Group 1 - PC or PB \$ 220

Add. Standard (JET.STD-XX) & **Swirling Jets** (JET.SWI-XX)
Group 1 - PC or PB \$ 210

Jumbo Jets (JUP.JJ-XX) & **Rotating Jets Upgrade** (JUP.JR-XX) \$ 95

Micro Therapy Jet | MTJ.XXX
BIS, BLA, BON, SIL, WHI \$ 170

Swirling Jet Upgrade | JUP.SWI-XX \$ 60

JET PLATING For jet plating options go to page 121

CUSTOM JET LOCATIONS | 69.116-CUS.JET No Charge

LIGHTING

LED Bath Light Chromotherapy System | LIG.LED \$ 630

LOW WATER PROTECTION (Includes 30 minute timer)

110V | LOW.WAT-110 \$ 325

220V | LOW.WAT-220 \$ 350

MICRO MOUNT | 69.140MCREDG \$ 120

NECK MASSEUSE JET PILLOW | PIL.NEC-XX \$ 650
Available in black, bone and white.

PADDED HEADREST PILLOW | 41.128 \$ 130
(Available in black only)

PUMPS

Custom Pump Locations | 69.116-CUS.PMP No Charge

Pump Upgrades | PMP.UP \$ 275
(110V to 220V ON 2.25 H.P. only)

SKIRTS For skirt options go to pages 118

TILE FLANGES | FLA.MO-X \$ 190
(made of galvanized metal)

WASTE & OVERFLOW | WOV.XX For finishes go to page 122

INTEGRAL W/O (Std. Round) | IWO.XX \$ 325

LINEAR INTEGRAL W/O | LWO-XXX \$ 325

REMOTE CONTROL SYSTEM \$ 580
(must have system to purchase)

CORAZON

66"L x 45"W x 19"D

74"L x 44"W x 19"D

74"L x 45"W x 21"D



MODEL / PRICING

COR6645STO Tub Only	\$ 2,755	COR7444STO Tub Only	\$ 2,860	COR7445STO Tub Only	\$ 2,860
COR6645SWP Whirlpool (6)	\$ 5,115	COR7444SWP Whirlpool (8)	\$ 5,485	COR7445SWP Whirlpool (8)	\$ 5,485
COR6645STA Thermal Air	\$ 5,325	COR7444STA Thermal Air	\$ 5,695	COR7445STA Thermal Air	\$ 5,695
COR6645SCO Combo System	\$ 6,690	COR7444SCO Combo System	\$ 7,060	COR7445SCO Combo System	\$ 7,060

AVAILABLE OPTIONS

HYDROLUXE 5S™ BATHTUB COLORS

Standard Colors: Almond | White | Biscuit

Premium Colors: \$ 1,940 LIST

Black | Gray | Carbon | Olive

Espresso | Sky Blue | Blue | Royal Blue

Violet | Pink | Yellow | Lime Green | Red

Custom Colors Available (Please check with Hydro Systems)

Matte Finish | STON.MAT NO CHARGE UPGRADE

BACK MASSEUSE SYSTEMS Additional finishes on page 121

System II - Electronic Control (TA) | BAC.MA2-XXX \$ 2,200

System III - Electronic Control (WP or CO) \$ 1,390

EXPORT CRATE | FRT.EXPCRT NET \$ 130

GRAB BARS (Pair) Additional finishes on page 121

Standard Grab Bars | GRA.BAR-XXX

Group 1 - PC or PB \$ 420

Universal Grab Bars | UGB-XXX

Group 1 - PC or PB \$ 450

HYDRO COAT | HYC.COA \$ 290

HYDRO EXPRESS QUICK SHIP

69.104-HYD.EXP NET \$ 130

HYDRO FUSION

Hydro Fusion (Tub Only) | 29.102 \$ 760

Hydro Fusion with Ozone (Tub Only) | 29.103 \$ 1,030

Hydro Fusion (Thermal Air) | 29.107 \$ 1,150

HYDRO INDULGE | HYD.IND \$ 2,520

HYDROZONE UV COMBO SYSTEM | OZUV.XXX

110 V | OZUV.110 \$ 890

220 V | OZUV.220 \$ 890

INLINE HEATER (Whirlpool & Combo systems only)

12.50 Amps 1.5 KW - 110V | 27.100 \$ 620

6.25 Amps 1.5 KW - 220V | 27.101 \$ 670

6.00 Amps 0.75 KW | 27.103 \$ 555

(no dedicated GFI required for 6.00 Amp)

JETS For additional finishes go to page 121

Add. Jumbo Jet (JET.JJ-XX) & **Rotating Jets** (JET.JR-XX)

Group 1 - PC or PB \$ 220

Add. Standard (JET.STD-XX) & **Swirling Jets** (JET.SWI-XX)

Group 1 - PC or PB \$ 210

Jumbo Jets (JUP.JJ-XX) & **Rotating Jets Upgrade** (JUP.JR-XX) \$ 95

Micro Therapy Jet | MTJ.XXX

BIS, BLA, BON, SIL, WHI \$ 170

Swirling Jet Upgrade | JUP.SWI-XX \$ 60

JET PLATING For jet plating options go to page 121

CUSTOM JET LOCATIONS | 69.116-CUS.JET No Charge

LIGHTING

LED Bath Light Chromotherapy System | LIG.LED \$ 630

LOW WATER PROTECTION (Includes 30 minute timer)

110V | LOW.WAT-110 \$ 325

220V | LOW.WAT-220 \$ 350

MICRO MOUNT | 69.140MCREDG \$ 120

NECK MASSEUSE JET PILLOW | PIL.NEC-XX \$ 650

Available in black, bone and white.

PADDED HEADREST PILLOW | 41.128 \$ 130

(Available in black only)

PUMPS

Custom Pump Locations | 69.116-CUS.PMP No Charge

Pump Upgrades | PMP.UP \$ 275

(110V to 220V ON 2.25 H.P. only)

WASTE & OVERFLOW | WOV.XX For finishes go to page 122

INTEGRAL W/O (Std. Round) | IWO.XX \$ 325

LINEAR INTEGRAL W/O | LWO-XXX \$ 325

REMOTE CONTROL SYSTEM \$ 580

(must have system to purchase)

DANIELA

58"L x 30"W x 20"D - end drain
Includes lumbar support
Half Exposed W/O Included (please specify finish)



MODEL / PRICING

DLA5830STO Tub Only \$ 4,285

AVAILABLE OPTIONS

HYDROLUXE SS™ BATHTUB COLORS

Standard Colors: Almond | White | Biscuit

Premium Colors: \$ 1,940 LIST

Black | Gray | Carbon | Olive

Espresso | Sky Blue | Blue | Royal Blue

Violet | Pink | Yellow | Lime Green | Red

Custom Colors Available (Please check with Hydro Systems)

Dual Color Option: \$ 1,940 LIST

FINISH

Matte Finish | STON.MAT NO CHARGE UPGRADE

Polished Finish | STON.POL NO CHARGE UPGRADE

Matte Gloss Combination | STON.TWOTONE \$ 315

(Please specify finish on all orders)

SURFACES (OUTSIDE ONLY)

Faux Metallic:

Galvanized [GAL] | Weathered Nickel [WN] \$ 3,150

Metallic: Polished Nickel [PN] \$ 15,750

MODEL/METAL/COLOR (XXX.XXX.XXX)

EXPORT CRATE | FRT.EXPCRT NET \$ 130

HYDRO COAT | HYC.COA \$ 290

HYDRO EXPRESS QUICK SHIP

69.104-HYD.EXP NET \$ 235

PADDED HEADREST PILLOW | 41.128 (Black only) \$ 130

HALF EXPOSED TIP TOE WASTE & OVERFLOW | HED.XX

Note: floor must be trenched

Group 1 - PC | PB INCLUDED

Group 2 - PN | SN | BN | ORB | WHI | BIS \$ 60

(PG and Gold, call for pricing)

EMERALD

65"L x 36"W x 22"D

72"L x 42"W x 24"D



MODEL / PRICING

EME6536STO	Tub Only	\$ 2,755	EME7242STO	Tub Only	\$ 2,860
EME6536SWP	Whirlpool (6)	\$ 5,115	EME7242SWP	Whirlpool (8)	\$ 5,485
EME6536STA	Thermal Air	\$ 5,325	EME7242STA	Thermal Air	\$ 5,695
EME6536SCO	Combo System	\$ 6,690	EME7242SCO	Combo System	\$ 7,050

AVAILABLE OPTIONS

HYDROLUXE SS™ BATHTUB COLORS

Standard Colors: Almond | White | Biscuit

Premium Colors: \$ 1,940 LIST

Black | Gray | Carbon | Olive

Espresso | Sky Blue | Blue | Royal Blue

Violet | Pink | Yellow | Lime Green | Red

Custom Colors Available (Please check with Hydro Systems)

Matte Finish | STON.MAT NO CHARGE UPGRADE

BACK MASSEUSE SYSTEMS Additional finishes on page 121

System II - Electronic Control (TA) | BAC.MA2-XXX \$ 2,200

System III - Electronic Control (WP or CO) \$ 1,390

EXPORT CRATE | FRT.EXPCRT NET \$ 130

GRAB BARS (Pair) Additional finishes on page 121

Standard Grab Bars | GRA.BAR-XXX

Group 1 - PC or PB \$ 420

Universal Grab Bars | UGB-XXX

Group 1 - PC or PB \$ 450

HYDRO COAT | HYC.COA \$ 290

HYDRO EXPRESS QUICK SHIP
69.104-HYD.EXP NET \$ 130

HYDRO FUSION

Hydro Fusion (Tub Only) | 29.102 \$ 760

Hydro Fusion with Ozone (Tub Only) | 29.103 \$ 1,030

Hydro Fusion (Thermal Air) | 29.107 \$ 1,150

HYDRO INDULGE | HYD.IND \$ 2,520

HYDROZONE UV COMBO SYSTEM | OZUV.XXX

110 V | OZUV.110 \$ 890

220 V | OZUV.220 \$ 890

INLINE HEATER (Whirlpool & Combo systems only)

12.50 Amps 1.5 KW - 110V | 27.100 \$ 620

6.25 Amps 1.5 KW - 220V | 27.101 \$ 670

6.00 Amps 0.75 KW | 27.103 \$ 555

(no dedicated GFI required for 6.00 Amp)

JETS For additional finishes go to page 121

Add. Jumbo Jet (JET.JJ-XX) & Rotating Jets (JET.JR-XX)

Group 1 - PC or PB \$ 220

Add. Standard (JET.STD-XX) & Swirling Jets (JET.SWI-XX)

Group 1 - PC or PB \$ 210

Jumbo Jets (JUP.JJ-XX) & Rotating Jets Upgrade
(JUP.JR-XX) \$ 95

Micro Therapy Jet | MTJ.XXX

BIS, BLA, BON, SIL, WHI \$ 170

Swirling Jet Upgrade | JUP.SWI-XX \$ 60

JET PLATING For jet plating options go to page 121

CUSTOM JET LOCATIONS | 69.116-CUS.JET No Charge

LIGHTING

LED Bath Light Chromotherapy System | LIG.LED \$ 630

LOW WATER PROTECTION (Includes 30 minute timer)

110V | LOW.WAT-110 \$ 325

220V | LOW.WAT-220 \$ 350

MICRO MOUNT | 69.140MCREDG \$ 120

MOLDED ARMREST (Per Pair) | ARM.MOL-X \$ 130

Some molded armrests add an interior detail line to the bathtub

NECK MASSEUSE JET PILLOW | PIL.NEC-XX \$ 650

Available in black, bone and white.

PADDED HEADREST PILLOW | 41.128 \$ 130

(Available in black only)

PUMPS

Custom Pump Locations | 69.116-CUS.PMP No Charge

Pump Upgrades | PMP.UP \$ 275

(110V to 220V ON 2.25 H.P. only)

WASTE & OVERFLOW | WO.VXX For finishes go to page 122

INTEGRAL W/O (Std. Round) | IWO.XX \$ 325

LINEAR INTEGRAL W/O | LWO-XXX \$ 325

REMOTE CONTROL SYSTEM \$ 580

(must have system to purchase)

GARNET

54"L x 28"W x 23"D - center drain

58"L x 28"W x 23"D - center drain

65"L x 30"W x 23"D - center drain

Half Exposed W/O Included (please specify finish)



MODEL / PRICING

GAR5428STO Tub Only \$ 4,725 | GAR5828STO Tub Only \$ 4,830 | GAR6530STO Tub Only \$ 5,040

AVAILABLE OPTIONS

HYDROLUXE SS™ BATHTUB COLORS

Standard Colors: Almond | White | Biscuit

Premium Colors: \$ 1,940 LIST

Black | Gray | Carbon | Olive

Espresso | Sky Blue | Blue | Royal Blue

Violet | Pink | Yellow | Lime Green | Red

Custom Colors Available (Please check with Hydro Systems)

Dual Color Option: \$ 1,940 LIST

FINISH

Matte Finish | STON.MAT NO CHARGE UPGRADE

Polished Finish | STON.POL NO CHARGE UPGRADE

Matte Gloss Combination | STON.TWOTONE \$ 315

(Please specify finish on all orders)

SURFACES (OUTSIDE ONLY)

Faux Metallic:

Galvanized [GAL] | Weathered Nickel [WN] \$ 3,150

Metallic: Polished Nickel [PN] \$ 15,750

MODEL/METAL/COLOR (XXX.XXX.XXX)

EXPORT CRATE | FRT.EXPCRT NET \$ 130

HYDRO COAT | HYC.COA \$ 290

HYDRO EXPRESS QUICK SHIP

69.104-HYD.EXP NET \$ 235

PADDED HEADREST PILLOW | 41.128 (Black only) \$ 130

HALF EXPOSED TIP TOE WASTE & OVERFLOW | HED.XX

Note: floor must be trenched

Group 1 - PC | PB INCLUDED

Group 2 - PN | SN | BN | ORB | WHI | BIS \$ 60

(PG and Gold, call for pricing)

GRANITE



48"L x 30"W x 16"D	60"L x 32"W x 19"D	66"L x 36"W x 19"D
54"L x 31"W x 16"D	60"L x 36"W x 19"D	66"L x 36"W x 22"D
60"L x 30"W x 17"D	60"L x 36"W x 22"D	72"L x 36"W x 19"D

MODEL / PRICING

GRA4830STO Tub Only	\$ 2,543	GRA6032STO Tub Only	\$ 2,750	GRA6636STO Tub Only	\$ 2,855
GRA4830SWP Whirlpool (6)	\$ 4,905	GRA6032SWP Whirlpool (6)	\$ 5,110	GRA6636SWP Whirlpool (6)	\$ 5,215
GRA4830STA Thermal Air	\$ 5,115	GRA6032STA Thermal Air	\$ 5,420	GRA6636STA Thermal Air	\$ 5,425
GRA4830SCO Combo System	\$ 6,480	GRA6032SCO Combo System	\$ 6,685	GRA6636SCO Combo System	\$ 6,790
GRA5431STO Tub Only	\$ 2,650	GRA6036STO Tub Only	\$ 2,750	GRA6636STOS Tub Only	\$ 2,855
GRA5431SWP Whirlpool (6)	\$ 5,010	GRA6036SWP Whirlpool (6)	\$ 5,110	GRA6636SWPS Whirlpool (6)	\$ 5,215
GRA5431STA Thermal Air	\$ 5,220	GRA6036STA Thermal Air	\$ 5,420	GRA6636STAS Thermal Air	\$ 5,425
GRA5431SCO Combo System	\$ 6,585	GRA6036SCO Combo System	\$ 6,685	GRA6636SCOS Combo System	\$ 6,790
GRA6030STO Tub Only	\$ 2,750	GRA6036STOS Tub Only	\$ 2,750	GRA7236STO Tub Only	\$ 2,955
GRA6030SWP Whirlpool (6)	\$ 5,110	GRA6036SWPS Whirlpool (6)	\$ 5,110	GRA7236SWP Whirlpool (6)	\$ 5,315
GRA6030STA Thermal Air	\$ 5,420	GRA6036STAS Thermal Air	\$ 5,420	GRA7236STA Thermal Air	\$ 5,525
GRA6030SCO Combo System	\$ 6,685	GRA6036SCOS Combo System	\$ 6,685	GRA7236SCO Combo System	\$ 6,890

AVAILABLE OPTIONS

HYDROLUXE SS™ BATHTUB COLORS

Standard Colors: Almond | White | Biscuit

Premium Colors: \$ 1,940 LIST

- Black | Gray | Carbon | Olive
- Espresso | Sky Blue | Blue | Royal Blue
- Violet | Pink | Yellow | Lime Green | Red

Custom Colors Available (Please check with Hydro Systems)

Matte Finish | STON.MAT NO CHARGE UPGRADE

BACK MASSEUSE SYSTEMS Additional finishes on page 121

System II - Electronic Control (TA) | BAC.MA2-XXX \$ 2,200

System III - Electronic Control (WP or CO) \$ 1,390

EXPORT CRATE | FRT.EXPCRT NET \$ 130

GRAB BARS (Pair) Additional finishes on page 121

Standard Grab Bars | GRA.BAR-XXX \$ 420

Group 1 - PC or PB

Universal Grab Bars | UGB-XXX \$ 450

Group 1 - PC or PB

HYDRO COAT | HYC.COA \$ 290

HYDRO EXPRESS QUICK SHIP
69.104-HYD.EXP NET \$ 130

HYDRO FUSION

Hydro Fusion (Tub Only) | 29.102 \$ 760

Hydro Fusion with Ozone (Tub Only) | 29.103 \$ 1,030

Hydro Fusion (Thermal Air) | 29.107 \$ 1,150

HYDRO INDULGE | HYD.IND \$ 2,520

HYDROZONE UV COMBO SYSTEM | OZUV.XXX

110 V | OZUV.110 \$ 890

220 V | OZUV.220 \$ 890

INLINE HEATER (Whirlpool & Combo systems only)

12.50 Amps 1.5 KW - 110V | 27.100 \$ 620

6.25 Amps 1.5 KW - 220V | 27.101 \$ 670

6.00 Amps 0.75 KW | 27.103 \$ 555

(no dedicated GFI required for 6.00 Amp)

JETS For additional finishes go to page 121

Add. Jumbo Jet (JET.JJ-XX) & **Rotating Jets** (JET.JR-XX)

Group 1 - PC or PB \$ 220

Add. Standard (JET.STD-XX) & **Swirling Jets** (JET.SWI-XX)

Group 1 - PC or PB \$ 210

Jumbo Jets (JUP.JJ-XX) & **Rotating Jets Upgrade** \$ 95

(JUP.JR-XX)

Micro Therapy Jet | MTJ.XXX

BIS, BLA, BON, SIL, WHI \$ 170

Swirling Jet Upgrade | JUP.SWI-XX \$ 60

JET PLATING For jet plating options go to page 121

CUSTOM JET LOCATIONS | 69.116-CUS.JET No Charge

LIGHTING

LED Bath Light Chromotherapy System | LIG.LED \$ 630

LOW WATER PROTECTION (Includes 30 minute timer)

110V | LOW.WAT-110 \$ 325

220V | LOW.WAT-220 \$ 350

MICRO MOUNT | 69.140MCREDG \$ 120

NECK MASSEUSE JET PILLOW | PIL.NEC-XX \$ 650

Available in black, bone and white.

PADDED HEADREST PILLOW | 41.128 \$ 130

(Available in black only)

PUMPS

Custom Pump Locations | 69.116-CUS.PMP No Charge

Pump Upgrades | PMP.UP \$ 275

(110V to 220V ON 2.25 H.P. only)

SKIRTS For skirt options go to pages 122

TILE FLANGES | FLA.MO-X \$ 190

(made of galvanized metal)

WASTE & OVERFLOW | WOV.XX For finishes go to page 122

INTEGRAL W/O (Std. Round) | IWO.XX \$ 325

LINEAR INTEGRAL W/O | LWO-XXX \$ 325

REMOTE CONTROL SYSTEM \$ 580

(must have system to purchase)

JADE

66"L x 62"W x 23"D - center drain
Half Exposed W/O Included (please specify finish)



MODEL / PRICING

JAD6632STO Tub Only \$ 4,620

AVAILABLE OPTIONS

HYDROLUXE SS™ BATHTUB COLORS

Standard Colors: Almond | White | Biscuit

Premium Colors: \$ 1,940 LIST

Black | Gray | Carbon | Olive
Espresso | Sky Blue | Blue | Royal Blue
Violet | Pink | Yellow | Lime Green | Red

Custom Colors Available (Please check with Hydro Systems)

Dual Color Option: \$ 1,940 LIST

FINISH

Matte Finish | STON.MAT NO CHARGE UPGRADE

Polished Finish | STON.POL NO CHARGE UPGRADE

Matte Gloss Combination | STON.TWOTONE \$ 315

(Please specify finish on all orders)

SURFACES (OUTSIDE ONLY)

Faux Metallic:

Galvanized [GAL] | Weathered Nickel [WN] \$ 3,150

Metallic: Polished Nickel [PN] \$ 15,750

MODEL/METAL/COLOR (XXX.XXX.XXX)

EXPORT CRATE | FRT.EXPCRT NET \$ 130

HYDRO COAT | HYC.COA \$ 290

HYDRO EXPRESS QUICK SHIP
69.104-HYD.EXP NET \$ 235

PADDED HEADREST PILLOW | 41.128 (Black only) \$ 130

HALF EXPOSED TIP TOE WASTE & OVERFLOW | HED.XX

Note: floor must be trenched

Group 1 - PC | PB INCLUDED

Group 2 - PN | SN | BN | ORB | WHI | BIS \$ 60

(PG and Gold, call for pricing)

MITRA

72"L x 38"W x 24"D - center drain
Remote blower required for Thermal Air system
Fully Exposed W/O Included (please specify finish)



MODEL / PRICING

MIT7238STO Tub Only \$ 4,650 | MIT7238STA Thermal Air \$ 6,310

AVAILABLE OPTIONS

HYDROLUXE SS™ BATHTUB COLORS

Standard Colors: Almond | White | Biscuit

Premium Colors: \$ 1,940 LIST

Black | Gray | Carbon | Olive
Espresso | Sky Blue | Blue | Royal Blue
Violet | Pink | Yellow | Lime Green | Red

Custom Colors Available (Please check with Hydro Systems)

Dual Color Option: \$ 1,940 LIST

FINISH

Matte Finish | STON.MAT NO CHARGE UPGRADE

Polished Finish | STON.POL NO CHARGE UPGRADE

Matte Gloss Combination | STON.TWOTONE \$ 315

(Please specify finish on all orders)

SURFACES (OUTSIDE ONLY)

Faux Metallic:

Galvanized [GAL] | Weathered Nickel [WN] \$ 3,150

Metallic: Polished Nickel [PN] \$ 15,750

MODEL/METAL/COLOR (XXX.XXX.XXX)

EXPORT CRATE | FRT.EXPCRT NET \$ 130

HYDRO COAT | HYC.COA \$ 290

HYDRO EXPRESS QUICK SHIP | 69.104-HYD.EXP NET \$ 235

PADDED HEADREST PILLOW | 41.128 (Black only) \$ 130

FULLY EXPOSED TIP TOE WASTE & OVERFLOW | WTT.XX

Group 1 - PC | PB INCLUDED

Group 2 - PN | SN | BN | ORB | WHI | BIS \$ 60

(PG and Gold, call for pricing)

REMOTE CONTROL SYSTEM \$ 580

(must have system to purchase)

OPAL

63"L x 33"W x 23"D - center drain

Half Exposed W/O Included (please specify finish)



MODEL / PRICING

OPA6333STO Tub Only \$ 4,615

AVAILABLE OPTIONS

HYDROLUXE SS™ BATHTUB COLORS

Standard Colors: Almond | White | Biscuit

Premium Colors: \$ 1,940 LIST

Black | Gray | Carbon | Olive

Espresso | Sky Blue | Blue | Royal Blue

Violet | Pink | Yellow | Lime Green | Red

Custom Colors Available (Please check with Hydro Systems)

Dual Color Option: \$ 1,940 LIST

FINISH

Matte Finish | STON.MAT NO CHARGE UPGRADE

Polished Finish | STON.POL NO CHARGE UPGRADE

Matte Gloss Combination | STON.TWOTONE \$ 315

(Please specify finish on all orders)

SURFACES (OUTSIDE ONLY)

Faux Metallic:

Galvanized [GAL] | Weathered Nickel [WN] \$ 3,150

Metallic: Polished Nickel [PN] \$ 15,750

MODEL/METAL/COLOR (XXX.XXX.XXX)

EXPORT CRATE | FRT.EXPCRT NET \$ 130

HYDRO COAT | HYC.COA \$ 290

HYDRO EXPRESS QUICK SHIP

69.104-HYD.EXP NET \$ 235

PADDED HEADREST PILLOW | 41.128 (Black only) \$ 130

HALF EXPOSED TIP TOE WASTE & OVERFLOW | HED.XX

Note: floor must be trenched

Group 1 - PC | PB INCLUDED

Group 2 - PN | SN | BN | ORB | WHI | BIS \$ 60

(PG and Gold, call for pricing)

PEARL

55" Diameter x 17"D - side drain
61" Diameter x 23"D - center drain
Half Exposed W/O Included (please specify finish)



MODEL / PRICING

PEA5519STO	Tub Only	\$ 5,670		PEA6019STO	Tub Only	\$ 5,870
------------	----------	----------	--	------------	----------	----------

AVAILABLE OPTIONS

HYDROLUXE SS™ BATHTUB COLORS

Standard Colors: Almond | White | Biscuit
Premium Colors: \$ 1,940 LIST
 Black | Gray | Carbon | Olive
 Espresso | Sky Blue | Blue | Royal Blue
 Violet | Pink | Yellow | Lime Green | Red
 Custom Colors Available (Please check with Hydro Systems)
Dual Color Option: \$ 1,940 LIST

FINISH

Matte Finish | STON.MAT NO CHARGE UPGRADE
Polished Finish | STON.POL NO CHARGE UPGRADE
Matte Gloss Combination | STON.TWOTONE \$ 315
 (Please specify finish on all orders)

SURFACES (OUTSIDE ONLY)

Faux Metallic:
 Galvanized [GAL] | Weathered Nickel [WN] \$ 3,150
Metallic: Polished Nickel [PN] \$ 15,750
 MODEL/METAL/COLOR (XXX.XXX.XXX)

EXPORT CRATE | FRT.EXPCRT NET \$ 130
HYDRO COAT | HYC.COA \$ 290
HYDRO EXPRESS QUICK SHIP
 69.104-HYD.EXP NET \$ 235
PADDED HEADREST PILLOW | 41.128 (Black only) \$ 130
HALF EXPOSED TIP TOE WASTE & OVERFLOW | HED.XX
 Note: floor must be trenched
 Group 1 - PC | PB INCLUDED
 Group 2 - PN | SN | BN | ORB | WHI | BIS \$ 60
 (PG and Gold, call for pricing)

Refer to page 122 for all applicable freight charges

QUARTZ

63"L x 23"W x 21"D
Includes armrests



MODEL / PRICING

QUA6333STO	Tub Only	\$ 2,755	QUA6333STA	Thermal Air	\$ 5,325
QUA6333SWP	Whirlpool (6)	\$ 5,115	QUA6333SCO	Combo System	\$ 6,690

AVAILABLE OPTIONS

HYDROLUXE SS™ BATHTUB COLORS

Standard Colors: Almond | White | Biscuit

Premium Colors: \$ 1,940 LIST

Black | Gray | Carbon | Olive

Espresso | Sky Blue | Blue | Royal Blue

Violet | Pink | Yellow | Lime Green | Red

Custom Colors Available (Please check with Hydro Systems)

Matte Finish | STON.MAT NO CHARGE UPGRADE

BACK MASSEUSE SYSTEMS Additional finishes on page 121

System II - Electronic Control (TA) | BAC.MA2-XXX \$ 2,200

System III - Electronic Control (WP or CO) \$ 1,390

EXPORT CRATE | FRT.EXPCRT NET \$ 130

GRAB BARS (Pair) Additional finishes on page 121

Standard Grab Bars | GRA.BAR-XXX
Group 1 - PC or PB \$ 420

Universal Grab Bars | UGB-XXX
Group 1 - PC or PB \$ 450

HYDRO COAT | HYC.COA \$ 290

HYDRO EXPRESS QUICK SHIP
69.104-HYD.EXP NET \$ 130

HYDRO FUSION
Hydro Fusion (Tub Only) | 29.102 \$ 760
Hydro Fusion with Ozone (Tub Only) | 29.103 \$ 1,030
Hydro Fusion (Thermal Air) | 29.107 \$ 1,150

HYDRO INDULGE | HYD.IND \$ 2,520

HYDROZONE UV COMBO SYSTEM | OZUV.XXX
110 V | OZUV.110 \$ 890
220 V | OZUV.220 \$ 890

INLINE HEATER (Whirlpool & Combo systems only)
12.50 Amps 1.5 KW - 110V | 27.100 \$ 620
6.25 Amps 1.5 KW - 220V | 27.101 \$ 670
6.00 Amps 0.75 KW | 27.103 \$ 555
(no dedicated GFI required for 6.00 Amp)

JETS For additional finishes go to page 121
Add. Jumbo Jet (JET.JJ-XX) & **Rotating Jets** (JET.JR-XX)
Group 1 - PC or PB \$ 220
Add. Standard (JET.STD-XX) & **Swirling Jets** (JET.SWI-XX)
Group 1 - PC or PB \$ 210
Jumbo Jets (JUP.JJ-XX) & **Rotating Jets Upgrade** (JUP.JR-XX) \$ 95
Micro Therapy Jet | MTJ.XXX
BIS, BLA, BON, SIL, WHI \$ 170
Swirling Jet Upgrade | JUP.SWI-XX \$ 60

JET PLATING For jet plating options go to page 121

CUSTOM JET LOCATIONS | 69.116-CUS.JET No Charge

LIGHTING
LED Bath Light Chromotherapy System | LIG.LED \$ 630

LOW WATER PROTECTION (Includes 30 minute timer)
110V | LOW.WAT-110 \$ 325
220V | LOW.WAT-220 \$ 350

MICRO MOUNT | 69.140MCREDG \$ 120

NECK MASSEUSE JET PILLOW | PIL.NEC-XX \$ 650
Available in black, bone and white.

PADDED HEADREST PILLOW | 41.128 \$ 130
(Available in black only)

PUMPS
Custom Pump Locations | 69.116-CUS.PMP No Charge
Pump Upgrades | PMP.UP \$ 275
(110V to 220V ON 2.25 H.P. only)

WASTE & OVERFLOW | WOV.XX For finishes go to page 122

INTEGRAL W/O (Std. Round) | IWO.XX \$ 325

LINEAR INTEGRAL W/O | LWO-XXX \$ 325

REMOTE CONTROL SYSTEM \$ 580
(must have system to purchase)

RUBY

60"L x 36"W x 19"D 72"L x 36"W x 16"D
 60"L x 42"W x 16"D 73"L x 42"W x 19"D
 60"L x 42"W x 19"D



MODEL / PRICING

RUB6036STO	Tub Only	\$ 2,650	RUB6042STOS	Tub Only	\$ 2,650	RUB7342STO	Tub Only	\$ 2,860
RUB6036SWP	Whirlpool (6)	\$ 5,010	RUB6042SWPS	Whirlpool (6)	\$ 5,010	RUB7342SWP	Whirlpool (6)	\$ 5,485
RUB6036STA	Thermal Air	\$ 5,220	RUB6042STAS	Thermal Air	\$ 5,220	RUB7342STA	Thermal Air	\$ 5,695
RUB6036SCO	Combo System	\$ 6,585	RUB6042SCOS	Combo System	\$ 6,585	RUB7342SCO	Combo System	\$ 7,060
RUB6042STO	Tub Only	\$ 2,650	RUB7236STO	Tub Only	\$ 2,860			
RUB6042SWP	Whirlpool (6)	\$ 5,010	RUB7236SWP	Whirlpool (6)	\$ 5,485			
RUB6042STA	Thermal Air	\$ 5,220	RUB7236STA	Thermal Air	\$ 5,695			
RUB6042SCO	Combo System	\$ 6,585	RUB7236SCO	Combo System	\$ 7,060			

AVAILABLE OPTIONS

HYDROLUXE SS™ BATHTUB COLORS

Standard Colors: Almond | White | Biscuit
Premium Colors: \$ 1,940 LIST
 Black | Gray | Carbon | Olive
 Espresso | Sky Blue | Blue | Royal Blue
 Violet | Pink | Yellow | Lime Green | Red
 Custom Colors Available (Please check with Hydro Systems)
Matte Finish | STON.MAT NO CHARGE UPGRADE

BACK MASSEUSE SYSTEMS Additional finishes on page 121
System II - Electronic Control (TA) | BAC.MA2-XXX \$ 2,200
System III - Electronic Control (WP or CO) \$ 1,390

EXPORT CRATE | FRT.EXPCRT NET \$ 130

GRAB BARS (Pair) Additional finishes on page 121
Standard Grab Bars | GRA.BAR-XXX \$ 420
 Group 1 - PC or PB
Universal Grab Bars | UGB-XXX \$ 450
 Group 1 - PC or PB

HYDRO COAT | HYC.COA \$ 290

HYDRO EXPRESS QUICK SHIP 69.104-HYD.EXP NET \$ 130

HYDRO FUSION
Hydro Fusion (Tub Only) | 29.102 \$ 760
Hydro Fusion with Ozone (Tub Only) | 29.103 \$ 1,030
Hydro Fusion (Thermal Air) | 29.107 \$ 1,150

HYDRO INDULGE | HYD.IND \$ 2,520

HYDROZONE UV COMBO SYSTEM | OZUV.XXX
 110 V | OZUV.110 \$ 890
 220 V | OZUV.220 \$ 890

INLINE HEATER (Whirlpool & Combo systems only)
 12.50 Amps 1.5 KW - 110V | 27.100 \$ 620
 6.25 Amps 1.5 KW - 220V | 27.101 \$ 670
 6.00 Amps 0.75 KW | 27.103 \$ 555
 (no dedicated GFI required for 6.00 Amp)

REMOTE CONTROL SYSTEM \$ 580
 (must have system to purchase)

JETS For additional finishes go to page 121
Add. Jumbo Jet (JET.JJ-XX) & **Rotating Jets** (JET.JR-XX)
 Group 1 - PC or PB \$ 220
Add. Standard (JET.STD-XX) & **Swirling Jets** (JET.SWI-XX)
 Group 1 - PC or PB \$ 210
Jumbo Jets (JUP.JJ-XX) & **Rotating Jets Upgrade** (JUP.JR-XX) \$ 95
Micro Therapy Jet | MTJ.XXX
 BIS, BLA, BON, SIL, WHI \$ 170
Swirling Jet Upgrade | JUP.SWI-XX \$ 60

JET PLATING For jet plating options go to page 121

CUSTOM JET LOCATIONS | 69.116-CUS.JET No Charge

LIGHTING
LED Bath Light Chromotherapy System | LIG.LED \$ 630

LOW WATER PROTECTION (Includes 30 minute timer)
 110V | LOW.WAT-110 \$ 325
 220V | LOW.WAT-220 \$ 350

MICRO MOUNT | 69.140MCREGD \$ 120

NECK MASSEUSE JET PILLOW | PIL.NEC-XX \$ 650
 Available in black, bone and white.

PADDED HEADREST PILLOW | 41.128 \$ 130
 (Available in black only)

PUMPS
Custom Pump Locations | 69.116-CUS.PMP No Charge
Pump Upgrades | PMP.UP \$ 275
 (110V to 220V ON 2.25 H.P. only)

SKIRTS For skirt options go to pages 122

TILE FLANGES | FLA.MO-X \$ 190
 (made of galvanized metal)

WASTE & OVERFLOW | WOV.XX For finishes go to page 122

INTEGRAL W/O (Std. Round) | IWO.XX \$ 325

LINEAR INTEGRAL W/O | LWO-XXX \$ 325

*The addition of multiple options could impact the equipment fitting inside the perimeter of the tub.

SLATE

60"L x 32"W x 24"D - end drain 66"L x 64"W x 24"D - center drain
 60"L x 32"W x 24"D - center drain 72"L x 36"W x 24"D - center drain
 Linear W/O Included (please specify finish)
 Includes lumbar support
 Remote blower required for Thermal Air system



MODEL / PRICING

SLA6032STO	Tub Only	\$ 5,310	SLA6034STO	Tub Only	\$ 5,845
SLA6032STA	Thermal Air	\$ 8,405	SLA6034SWP	Thermal Air	\$ 8,935
SLC6032STO	Tub Only	\$ 5,310	SLA7236STO	Tub Only	\$ 5,990
SLC6032STA	Thermal Air	\$ 8,405	SLA7236STA	Thermal Air	\$ 9,095

AVAILABLE OPTIONS

HYDROLUXE SS™ BATHTUB COLORS

Standard Colors: Almond | White | Biscuit

Premium Colors: \$ 1,940 LIST

Black | Gray | Carbon | Olive

Espresso | Sky Blue | Blue | Royal Blue

Violet | Pink | Yellow | Lime Green | Red

Custom Colors Available (Please check with Hydro Systems)

Dual Color Option: \$ 1,940 LIST

FINISH

Matte Finish | STON.MAT NO CHARGE UPGRADE

Polished Finish | STON.POL NO CHARGE UPGRADE

Matte Gloss Combination | STON.TWOTONE \$ 315

(Please specify finish on all orders)

SURFACES (OUTSIDE ONLY)

Faux Metallic:

Galvanized [GAL] | Weathered Nickel [WN] \$ 3,150

Metallic: Polished Nickel [PN] \$ 15,750

MODEL/METAL/COLOR (XXX.XXX.XXX)

EXPORT CRATE | FRT.EXPCRT NET \$ 130

HYDRO COAT | HYC.COA \$ 290

HYDRO EXPRESS QUICK SHIP
 69.104-HYD.EXP NET \$ 235

PADDED HEADREST PILLOW | 41.128 (Black only) \$ 130

HYDROZONE INCLUDED ON Thermal Air

LINEAR INTEGRAL W/O | LWO-XXX INCLUDED
 WHI, BIS, PC, PB, PN, BC, BB, BN, SC, SB, SN, ORB, PE
 GOLD FINISH UPGRADE \$ 440

ISLAND TUB DRAIN | ITD.XX
 ABS, PVC | ITD.ABS | ITD.PVC \$ 325
 Cast Iron | ITD.CST \$ 395

REMOTE CONTROL SYSTEM \$ 580
 (must have thermal air to purchase)



OPTIONS & ACCESSORIES

ACRYLIC BATHTUB COLORS

Standard Colors:

Bone | White | Biscuit INCLUDED

EXPORT CRATE | FRT.EXPCRT NET \$ 135

EXTRA HIGH DENSITY | HI.DEN \$ 630

HYDRO COAT | HYC.COA \$ 290

HYDRO EXPRESS QUICK SHIP

69.104-HYD.EXP NET \$ 130

Hydro Express Quick Ship is an option designed for the "have to have it fast" situation. Please contact Hydro Systems for lead times. Hydro Systems must receive your order prior to 10:00 a.m. (PST). Order must be marked "Hydro Express." "Hydro Express" can only accept a fixed number of express orders every day. Hydro Express does not reflect delivery time. Hydro Expresses are non cancellable.

FREESTANDING COLLECTION NET \$ 235

HYDROZONE SYSTEM | 31.100 \$ 405

INLINE HEATER (Whirlpool systems only)

12.50 Amps 1.5 KW - 110V | 27.100 \$ 620

6.00 Amps 0.75 KW | 27.103 \$ 555

(no dedicated GFI required for 6.00 Amp)

JET PLATING FOR PVC WHIRLPOOL SYSTEMS

Trim kit covers jet escutcheons, suction, & electronic soft touch pad (Clear, Brass, Chrome)

PC | PLA.BUI-XX \$ 340

PB | PLA.BUI-XX \$ 340

PUMPS

Custom Pump Locations | 69.116-CUS.PMP \$ 190

SKIRT

Factory installed | BSK.XXA PRICE VARIES BASED ON SIZE
Acrylic (Standard Colors) | BSK.XXA

INTEGRAL SKIRT ACCESS PANEL | BSK.INT-PAN \$ 190
(Reagan and Shannon models only)

TILE FLANGES | FLA.MO-X \$ 190
Must be specified at time of order: 1, 2, 3, 4 Sided
(Not available on all models)

WASTE & OVERFLOW | WOV.XX

Cable W/O*

Group 1 - PC \$ 250

Group 2 - PB \$ 305

INTEGRAL W/O (Std. round) | IWO.XX \$ 325

Waste and overflow manufactured as part of the bath; comes standard as a round overflow cover. Drain will be a tip-toe style and drain outlet will be a direct drain.

LINEAR INTEGRAL W/O | LWO-XXX \$ 325

PC Waste and overflow manufactured as part of the bath. Drain will be a tip-toe style and drain outlet will be a direct drain.

Upgrade Finishes: BN,SN,PN,ORB,WHI,BIS,SB,BB \$ 190

ISLAND TUB DRAIN | ITD.XXX

ABS , PVC | ITD.ABS | ITD.PVC \$ 325

Cast Iron | ITD.CST \$ 395

FREIGHT

Customer will be billed for freight on all Studio Collection tubs unless otherwise stated on a quote or a prior arrangement that is submitted in writing.

(call for freight quotes)

Drop-in/alcove tubs do not include the drain

AUBRY

60"L x 32"W x 20"D - end drain

Linear Integral W/O Included (please specify finish)

Built in faucet deck

Remote blower required for Thermal Air system



MODEL / PRICING

SAUB6032ATO Tub Only

\$ 2,295

SAUB6032ATA Thermal Air

\$ 4,395

AVAILABLE OPTIONS

ACRYLIC BATHTUB COLORS

Standard Colors: Bone | White | Biscuit

EXPORT CRATE | FRT.EXPCRT NET \$ 130

HYDRO COAT | HYC.COA \$ 290

HYDRO EXPRESS QUICK SHIP
69.104-HYD.EXP NET \$ 235

HYDROZONE SYSTEM | 31.100 \$ 405

WASTE & OVERFLOW

Linear Integral W/O | LWO.XXX STANDARD

PC | LWO.PC NO UP CHARGE
PB | LWO.PB NO UP CHARGE
BN, SN, PN, ORB, WHI, BIS, SB, BB \$ 190

Integral W/O | IWO.XXX

(option for round w/o)

PC | IWO.PC NO UP CHARGE
PB | IWO.PB NO UP CHARGE
BN, SN, PN, ORB, WHI, BIS, SB, BB \$ 190

ISLAND TUB DRAIN | ITD.XXX

ABS, PVC | ITD.ABS | ITD.PVC \$ 325
Cast Iron | ITD.CST \$ 395

BREANNE

66"L x 36"W x 25"D - side center drain

Linear Integral W/O Included (please specify finish)

Built in faucet deck

Remote blower required for Thermal Air system



MODEL / PRICING

SBRE6636ATO Tub Only

\$ 2,695

SBRE6636ATA Thermal Air

\$ 4,930

AVAILABLE OPTIONS

ACRYLIC BATHTUB COLORS

Standard Colors: Bone | White | Biscuit

EXPORT CRATE | FRT.EXPCRT NET \$ 130

HYDRO COAT | HYC.COA \$ 290

HYDRO EXPRESS QUICK SHIP
69.104-HYD.EXP NET \$ 235

HYDROZONE SYSTEM | 31.100 \$ 405

WASTE & OVERFLOW

Linear Integral W/O | LWO.XXX STANDARD

PC | LWO.PC NO UP CHARGE
PB | LWO.PB NO UP CHARGE
BN, SN, PN, ORB, WHI, BIS, SB, BB \$ 190

Integral W/O | IWO.XXX

(option for round w/o)

PC | IWO.PC NO UP CHARGE
PB | IWO.PB NO UP CHARGE
BN, SN, PN, ORB, WHI, BIS, SB, BB \$ 190

ISLAND TUB DRAIN | ITD.XXX

ABS, PVC | ITD.ABS | ITD.PVC \$ 325
Cast Iron | ITD.CST \$ 395

CHARLIZE

70"L x 36"W x 22"D - center drain

Linear Integral W/O Included (please specify finish)

Built in faucet deck

Remote blower required for Thermal Air system



MODEL / PRICING

SCHR7036ATO Tub Only	\$ 2,990	SCHR7036ATA Thermal Air	\$ 5,090
----------------------	----------	-------------------------	----------

AVAILABLE OPTIONS

ACRYLIC BATHTUB COLORS

Standard Colors: Bone | White | Biscuit

EXPORT CRATE | FRT.EXPCRT NET \$ 130

HYDRO COAT | HYC.COA \$ 290

HYDRO EXPRESS QUICK SHIP
69.104-HYD.EXP NET \$ 235

HYDROZONE SYSTEM | 31.100 \$ 405

WASTE & OVERFLOW

Linear Integral W/O | LWO.XXX STANDARD

PC LWO.PC	NO UP CHARGE
PB LWO.PB	NO UP CHARGE
BN, SN, PN, ORB, WHI, BIS, SB, BB	\$ 190

Integral W/O | IWO.XXX

(option for round w/o)

PC IWO.PC	NO UP CHARGE
PB IWO.PB	NO UP CHARGE
BN, SN, PN, ORB, WHI, BIS, SB, BB	\$ 190

ISLAND TUB DRAIN | ITD.XXX

ABS, PVC ITD.ABS ITD.PVC	\$ 325
Cast Iron ITD.CST	\$ 395

EVELINE

66"L x 32"W x 24"D - center drain

72"L x 36"W x 24"D - center drain

Linear Integral W/O Included (please specify finish)

Built in faucet deck

Remote blower required for Thermal Air system



MODEL / PRICING

EVE6632ATO Tub Only	\$ 2,585	EVE7236ATO Tub Only	\$ 2,695
EVE6632ATA Thermal air	\$ 4,255	EVE7236ATA Thermal Air	\$ 4,375

AVAILABLE OPTIONS

ACRYLIC BATHTUB COLORS

Standard Colors: Bone | White | Biscuit

EXPORT CRATE | FRT.EXPCRT NET \$ 130

HYDRO COAT | HYC.COA \$ 290

HYDRO EXPRESS QUICK SHIP
69.104-HYD.EXP NET \$ 235

HYDROZONE SYSTEM | 31.100 \$ 405

WASTE & OVERFLOW

Linear Integral W/O | LWO.XXX STANDARD

PC LWO.PC	NO UP CHARGE
PB LWO.PB	NO UP CHARGE
BN, SN, PN, ORB, WHI, BIS, SB, BB	\$ 190

Integral W/O | IWO.XXX

(option for round w/o)

PC IWO.PC	NO UP CHARGE
PB IWO.PB	NO UP CHARGE
BN, SN, PN, ORB, WHI, BIS, SB, BB	\$ 190

ISLAND TUB DRAIN | ITD.XXX

ABS, PVC ITD.ABS ITD.PVC	\$ 325
Cast Iron ITD.CST	\$ 395

KONA W/ Flange & Skirt

60"L x 42"W x 15"D

60"L x 42"W x 18"D

60"L x 42"W x 20"D

60"L x 36"W x 15"D

Gel coat model

Specify LH or RH Drain

(Add LH or RH to end of model code)



MODEL / PRICING

KON6015GTO	Tub Only	\$ 770	KON6020GTO	Tub Only	\$ 795
KON6015GWP	Whirlpool (6)	\$ 1,860	KON6020GWP	Whirlpool (6)	\$ 1,875
KON6018GTO	Tub Only	\$ 780	KON6036GTO	Tub Only	\$ 765
KON6018GWP	Whirlpool (6)	\$ 1,875	KON6036GWP	Whirlpool (6)	\$ 1,885

AVAILABLE OPTIONS

ACRYLIC BATHTUB COLORS

Standard Colors: Bone | White | Biscuit

EXPORT CRATE | FRT.EXPCRT NET \$ 130

HYDRO COAT | HYC.COA \$ 290

HYDRO EXPRESS QUICK SHIP
69.104-HYD.EXP NET \$ 130

HYDROZONE SYSTEM | 31.100 \$ 405

INLINE HEATER (Whirlpool system only)
12.50 Amps 1.5 KW - 110V | 27.100 \$ 620
6.00 Amps 0.75 KW | 27.103 \$ 555
(no dedicated GFI required for 6.00 Amp)

JET PLATING \$ 325
PC, PB | PLA.BUI-XX

CUSTOM PUMP LOCATION | 69.116-CUS.PMP \$ 190

WASTE & OVERFLOW

PC | WOV.PC \$ 250
PB | WOV.PB \$ 305

INTEGRAL WASTE & OVERFLOW (Std. round)


PC | IWO.PC \$ 325
PB | IWO.PB \$ 325

MODEL FEATURES

- Gel Coat/Fiberglass bathtub
- Includes integral tile flange and skirt (no access panel)
- Integral Tub E-Z level platform with pump installed; facilitates easy installation (standard pump location only)
- Directional, volume controllable jets, 1.25 HP whirlpool system
- Silent air induction
- Suction cover

LINDSEY

60"L x 30"W x 20"D
 60"L x 32"W x 20"D
 60"L x 36"W x 20"D
 66"L x 32"W x 20"D
 66"L x 36"W x 20"D
 72"L x 36"W x 20"D



MODEL / PRICING

LIN6030ATO	Tub Only	\$ 1,420	LIN6036ATO	Tub Only	\$ 1,460	LIN6636ATO	Tub Only	\$ 1,560
LIN6030AWP	Whirlpool (6)	\$ 2,490	LIN6036AWP	Whirlpool (6)	\$ 2,535	LIN6636AWP	Whirlpool (6)	\$ 2,605
LIN6030ATA	Thermal Air	\$ 2,560	LIN6036ATA	Thermal Air	\$ 2,645	LIN6636ATA	Thermal Air	\$ 2,710
LIN6032ATO	Tub Only	\$ 1,395	LIN6632ATO	Tub Only	\$ 1,475	LIN7236ATO	Tub Only	\$ 1,695
LIN6032AWP	Whirlpool (6)	\$ 2,510	LIN6632AWP	Whirlpool (6)	\$ 2,555	LIN7236AWP	Whirlpool (6)	\$ 2,770
LIN6032ATA	Thermal Air	\$ 2,615	LIN6632ATA	Thermal Air	\$ 2,660	LIN7236ATA	Thermal Air	\$ 3,040

AVAILABLE OPTIONS

ACRYLIC BATHTUB COLORS

Standard Colors: Bone | White | Biscuit

EXPORT CRATE | FRT.EXPCRT NET \$ 130

HYDRO COAT | HYC.COA \$ 290

HYDRO EXPRESS QUICK SHIP
 69.104-HYD.EXP NET \$ 130

HYDROZONE SYSTEM | 31.100 \$ 405

INLINE HEATER (Whirlpool system only)
 12.50 Amps 1.5 KW - 110V | 27.100 \$ 620
 6.00 Amps 0.75 KW | 27.103 \$ 555
 (no dedicated GFI required for 6.00 Amp)

JET PLATING \$ 325
 PC, PB | PLA.BUI-XX

CUSTOM PUMP LOCATION | 69.116-CUS.PMP \$ 190

SKIRT | BSK.XXA PRICE VARIES BASED ON SIZE
 (factory installed)

TILE FLANGES | FLA.MO-X \$ 190
 Must be specified at time of order: 1, 2, 3, 4 Sided

WASTE & OVERFLOW
 PC | WOV.PC \$ 250
 PB | WOV.PB \$ 305

INTEGRAL WASTE & OVERFLOW (Std. round)
 PC | IWO.PC \$ 325
 PB | IWO.PB \$ 325

MODEL FEATURES

- Acrylic bathtub
- Integral Tub E-Z level platform with pump installed; facilitates easy installation (standard pump location only)
- Directional, volume controllable jets, 1.25 HP whirlpool system
- Silent air induction
- Suction cover

MARIE W/ Flange & Skirt

60"L x 42"W x 20"D

Specify LH or RH Drain

(Add LH or RH to end of model code)



MODEL / PRICING

MAR6042ATO Tub Only \$ 1,170 | MAR6042AWP Whirlpool (6) \$ 2,680 | MAR6042ATA Thermal Air \$ 3,535

AVAILABLE OPTIONS

ACRYLIC BATHTUB COLORS

Standard Colors: Bone | White | Biscuit

EXPORT CRATE | FRT.EXPCRT NET \$ 130

HYDRO COAT | HYC.COA \$ 290

HYDRO EXPRESS QUICK SHIP
69.104-HYD.EXP NET \$ 130

HYDROZONE SYSTEM | 31.100 \$ 405

INLINE HEATER (Whirlpool system only)
12.50 Amps 1.5 KW - 110V | 27.100 \$ 620
6.00 Amps 0.75 KW | 27.103 \$ 555
(no dedicated GFI required for 6.00 Amp)

JET PLATING \$ 325
PC, PB | PLA.BUI-XX

CUSTOM PUMP LOCATION | 69.116-CUS.PMP \$ 190

WASTE & OVERFLOW

PC | WOV.PC \$ 250
PB | WOV.PB \$ 305

INTEGRAL WASTE & OVERFLOW (Std. round)

PC | IWO.PC \$ 325
PB | IWO.PB \$ 325

MODEL FEATURES

- Acrylic bathtub
- Includes integral tile flange and skirt (no access panel)
- Includes grab bars
- Integral Tub E-Z level platform with pump installed; facilitates easy installation (standard pump location only)
- Directional, volume controllable jets, 1.25 HP whirlpool system
- Silent air induction
- Suction cover

REGAN W/ Flange & Skirt

54"L x 36"W x 18"D - no flange on skirt - offset drain

60"L x 32"W x 18"D

60"L x 36"W x 18"D

66"L x 32"W x 15"D

66"L x 32"W x 18"D

72"L x 32"W x 20"D

Specify RH or LH Drain



MODEL / PRICING

REG5436ATO	Tub Only	\$ 1,280	REG6036ATO	Tub Only	\$ 1,120	REG6632ATO	Tub Only	\$ 1,200
REG5436AWP	Whirlpool (6)	\$ 2,740	REG6036AWP	Whirlpool (6)	\$ 2,670	REG6632AWP	Whirlpool (6)	\$ 2,720
REG5436ATA	Thermal Air	\$ 3,735	REG6036ATA	Thermal Air	\$ 3,520	REG6632ATA	Thermal Air	\$ 3,570
REG6032ATO	Tub Only	\$ 1,010	REG6632ATOS	Tub Only	\$ 1,200	REG7232ATO	Tub Only	\$ 1,285
REG6032AWP	Whirlpool (6)	\$ 2,445	REG6632AWPS	Whirlpool (6)	\$ 2,720	REG7232AWP	Whirlpool (6)	\$ 2,750
REG6032ATA	Thermal Air	\$ 3,300	REG6632ATAS	Thermal Air	\$ 3,570	REG7232ATA	Thermal Air	\$ 3,750

AVAILABLE OPTIONS

ACRYLIC BATHTUB COLORS

Standard Colors: Bone | White | Biscuit

EXPORT CRATE | FRT.EXPCRT NET \$ 130

HYDRO COAT | HYC.COA \$ 290

HYDRO EXPRESS QUICK SHIP
69.104-HYD.EXP NET \$ 130

HYDROZONE SYSTEM | 31.100 \$ 405

INLINE HEATER (Whirlpool system only)
12.50 Amps 1.5 KW - 110V | 27.100 \$ 620
6.00 Amps 0.75 KW | 27.103 \$ 555
(no dedicated GFI required for 6.00 Amp)

JET PLATING \$ 325
PC, PB | PLA.BUI-XX

CUSTOM PUMP LOCATION | 69.116-CUS.PMP \$ 190

INTEGRAL SKIRT ACCESS PANEL | BSK.INT-PAN \$ 190

WASTE & OVERFLOW

PC | WOV.PC \$ 250
PB | WOV.PB \$ 305

MODEL FEATURES

- Acrylic bathtub
- Includes integral tile flange and skirt (no access panel)
- Includes grab bars
- Integral Tub E-Z level platform with pump installed; facilitates easy installation (standard pump location only)
- Directional, volume controllable jets, 1.25 HP whirlpool system
- Silent air induction
- Suction cover

24 HOUR IN STOCK PROGRAM

- Available on the 60x32 model
- Available in white only
- Available on Tub Only
- Maximum of 4 tubs per order
- Must specify on purchase order: "Pull from 24 hour stock"

SHANNON W/ Flange & Skirt


60"L x 30"W x 20"D

60"L x 32"W x 20"D

66"L x 32"W x 20"D

Specify LH or RH Drain

(Add LH or RH to end of model code)



MODEL / PRICING

SHA6030ATO	Tub Only	\$ 1,230	SHA6032ATO	Tub Only	\$ 1,250	SHA6632ATO	Tub Only	\$ 1,390
SHA6030AWP	Whirlpool (6)	\$ 1,845	SHA6032AWP	Whirlpool (6)	\$ 1,870	SHA6632AWP	Whirlpool (6)	\$ 2,010
SHA6030ATA	Thermal Air	\$ 2,065	SHA6032ATA	Thermal Air	\$ 2,095	SHA6632ATA	Thermal Air	\$ 2,230

AVAILABLE OPTIONS

ACRYLIC BATHTUB COLORS

Standard Colors: Bone | White | Biscuit

EXPORT CRATE | FRT.EXPCRT NET \$ 130

HYDRO COAT | HYC.COA \$ 290

HYDRO EXPRESS QUICK SHIP
69.104-HYD.EXP NET \$ 130

HYDROZONE SYSTEM | 31.100 \$ 405

INLINE HEATER (Whirlpool system only)
12.50 Amps 1.5 KW - 110V | 27.100 \$ 620
6.00 Amps 0.75 KW | 27.103 \$ 555
(no dedicated GFI required for 6.00 Amp)

JET PLATING \$ 325
PC, PB | PLA.BUI-XX

CUSTOM PUMP LOCATION | 69.116-CUS.PMP \$ 190

INTEGRAL SKIRT ACCESS PANEL | BSK.INT-PAN \$ 190

WASTE & OVERFLOW

PC | WOV.PC \$ 250

PB | WOV.PB \$ 305

INTEGRAL WASTE & OVERFLOW (Std. round)

PC | IWO.PC \$ 325

PB | IWO.PB \$ 325

24 HOUR IN STOCK PROGRAM

- Available on the 60x32 model
- Available in white only
- Available on Tub Only
- Maximum of 4 tubs per order
- Must specify on purchase order: "Pull from 24 hour stock"

STUDIO 5959

59"L x 59"W x 21"D



MODEL / PRICING

STU5959ATO Tub Only \$ 1,205 | STU5959AWP Whirlpool (6) \$ 2,555 | STU5959ATA Thermal Air \$ 3,210

AVAILABLE OPTIONS

ACRYLIC BATHTUB COLORS

Standard Colors: Bone | White | Biscuit

EXPORT CRATE | FRT.EXPCRT NET \$ 130

HYDRO COAT | HYC.COA \$ 290

HYDRO EXPRESS QUICK SHIP 69.104-HYD.EXP NET \$ 130

HYDROZONE SYSTEM | 31.100 \$ 405

INLINE HEATER (Whirlpool system only)

12.50 Amps 1.5 KW - 110V | 27.100 \$ 620

6.00 Amps 0.75 KW | 27.103 \$ 555

(no dedicated GFI required for 6.00 Amp)

JET PLATING PC, PB | PLA.BUI-XX \$ 325

CUSTOM PUMP LOCATION | 69.116-CUS.PMP \$ 190

SKIRT | BSK.COR-XXX (factory installed) \$ 770

TILE FLANGES | FLA.MO-X \$ 190

WASTE & OVERFLOW

PC | WOV.PC \$ 250

PB | WOV.PB \$ 305

INTEGRAL WASTE & OVERFLOW (Std. round)

PC | IWO.PC \$ 325

PB | IWO.PB \$ 325

MODEL FEATURES

- Acrylic bathtub
- Integral Tub E-Z level platform with pump installed; facilitates easy installation (standard pump location only)
- Directional, volume controllable jets, 1.25 HP whirlpool system
- Silent air induction
- Suction cover

STUDIO 6032

60"L x 32"W x 19"D

Includes armrests

Standard model comes with grab bars.

To order without grab bars include ".LG" on model number. Example: (STU6042ATO.LG)



MODEL / PRICING

STU6036ATO Tub Only \$ 890 | STU6036AWP Whirlpool (6) \$ 2,050 | STU6036ATA Thermal Air \$ 2,895

AVAILABLE OPTIONS

ACRYLIC BATHTUB COLORS

Standard Colors: Bone | White | Biscuit

EXPORT CRATE | FRT.EXPCRT NET \$ 130

HYDRO COAT | HYC.COA \$ 290

HYDRO EXPRESS QUICK SHIP 69.104-HYD.EXP NET \$ 130

HYDROZONE SYSTEM | 31.100 \$ 405

INLINE HEATER (Whirlpool system only)

12.50 Amps 1.5 KW - 110V | 27.100 \$ 620

6.00 Amps 0.75 KW | 27.103 \$ 555

(no dedicated GFI required for 6.00 Amp)

JET PLATING PC, PB | PLA.BUI-XX \$ 325

CUSTOM PUMP LOCATION | 69.116-CUS.PMP \$ 190

SKIRT | BSK.COR-XXX (factory installed - no access on Tub Only) \$ 770

TILE FLANGES | FLA.MO-X \$ 190

WASTE & OVERFLOW

PC | WOV.PC \$ 250

PB | WOV.PB \$ 305

INTEGRAL WASTE & OVERFLOW (Std. round)

PC | IWO.PC \$ 325

PB | IWO.PB \$ 325

24 HOUR IN STOCK PROGRAM

- Available in white only
- Available on Tub Only
- Maximum of 4 tubs per order
- Includes grab bars
- Must specify on purchase order: "Pull from 24 hour stock"

STUDIO 6036

60"L x 36"W x 19"D

Includes armrests



MODEL / PRICING

STU6036ATO Tub Only \$ 890 | STU6036AWP Whirlpool (6) \$ 2,050 | STU6036ATA Thermal Air \$ 2,895

AVAILABLE OPTIONS

ACRYLIC BATHTUB COLORS

Standard Colors: Bone | White | Biscuit

EXPORT CRATE | FRT.EXPCRT NET \$ 130

HYDRO COAT | HYC.COA \$ 290

HYDRO EXPRESS QUICK SHIP 69.104-HYD.EXP NET \$ 130

HYDROZONE SYSTEM | 31.100 \$ 405

INLINE HEATER (Whirlpool system only)

12.50 Amps 1.5 KW - 110V | 27.100 \$ 620

6.00 Amps 0.75 KW | 27.103 \$ 555

(no dedicated GFI required for 6.00 Amp)

JET PLATING PC, PB | PLA.BUI-XX \$ 325

CUSTOM PUMP LOCATION | 69.116-CUS.PMP \$ 190

SKIRT | BSK.COR-XXX \$ 415
(factory installed - no access on Tub Only)

TILE FLANGES | FLA.MO-X \$ 190

WASTE & OVERFLOW

PC | WOV.PC \$ 250

PB | WOV.PB \$ 305

INTEGRAL WASTE & OVERFLOW (Std. round)

PC | IWO.PC \$ 325

PB | IWO.PB \$ 325

MODEL FEATURES

- Acrylic bathtub
- Integral Tub E-Z level platform with pump installed; facilitates easy installation (standard pump location only)
- Directional, volume controllable jets, 1.25 HP whirlpool system
- Silent air induction
- Suction cover

STUDIO 6042

60"L x 42"W x 20"D

Standard model comes with grab bars

To order without grab bars include ".LG" on model number. Example: (STU6042ATO.LG)



MODEL / PRICING

STU6042ATO Tub Only \$ 890 | STU6042AWP Whirlpool (6) \$ 2,070 | STU6042ATA Thermal Air \$ 2,900

AVAILABLE OPTIONS

ACRYLIC BATHTUB COLORS

Standard Colors: Bone | White | Biscuit

EXPORT CRATE | FRT.EXPCRT NET \$ 130

HYDRO COAT | HYC.COA \$ 290

HYDRO EXPRESS QUICK SHIP 69.104-HYD.EXP NET \$ 130

HYDROZONE SYSTEM | 31.100 \$ 405

INLINE HEATER (Whirlpool system only)

12.50 Amps 1.5 KW - 110V | 27.100 \$ 620

6.00 Amps 0.75 KW | 27.103 \$ 555

(no dedicated GFI required for 6.00 Amp)

JET PLATING PC, PB | PLA.BUI-XX \$ 325

CUSTOM PUMP LOCATION | 69.116-CUS.PMP \$ 190

SKIRT | BSK.COR-XXX \$ 770
(factory installed - no access on Tub Only)

TILE FLANGES | FLA.MO-X \$ 190

WASTE & OVERFLOW

PC | WOV.PC \$ 250

PB | WOV.PB \$ 305

INTEGRAL WASTE & OVERFLOW (Std. round)

PC | IWO.PC \$ 325

PB | IWO.PB \$ 325

MODEL FEATURES

- Acrylic bathtub
- Suction cover
- Available without grab bars, please specify on order
- Integral Tub E-Z level platform with pump installed; facilitates easy installation (standard pump location only)
- Directional, volume controllable jets, 1.25 HP whirlpool system
- Silent air induction
- Includes clear grab bars

24 HOUR IN STOCK PROGRAM

- Available in white only
- Available on Tub Only
- Maximum of 4 tubs per order
- Includes grab bars
- Must specify on purchase order: "Pull from 24 hour stock"

STUDIO 7236

72"L x 36"W x 19"D

Includes armrests



MODEL / PRICING

STU7236ATO Tub Only \$ 965 | STU7236AWP Whirlpool (6) \$ 2,230 | STU6036ATA Thermal Air \$ 2,970

AVAILABLE OPTIONS

ACRYLIC BATHTUB COLORS

Standard Colors: Bone | White | Biscuit

EXPORT CRATE | FRT.EXPCRT NET \$ 130

HYDRO COAT | HYC.COA \$ 290

HYDRO EXPRESS QUICK SHIP
69.104-HYD.EXP NET \$ 130

HYDROZONE SYSTEM | 31.100 \$ 405

INLINE HEATER (Whirlpool system only)
12.50 Amps 1.5 KW - 110V | 27.100 \$ 620
6.00 Amps 0.75 KW | 27.103 \$ 555
(no dedicated GFI required for 6.00 Amp)

JET PLATING \$ 325
PC, PB | PLA.BUI-XX

CUSTOM PUMP LOCATION | 69.116-CUS.PMP \$ 190

SKIRT | BSK.COR-XXX \$ 415
(factory installed - no access on Tub Only))

TILE FLANGES | FLA.MO-X \$ 190

WASTE & OVERFLOW
PC | WOV.PC \$ 250
PB | WOV.PB \$ 305

INTEGRAL WASTE & OVERFLOW (Std. round)
PC | IWO.PC \$ 325
PB | IWO.PB \$ 325

MODEL FEATURES

- Acrylic bathtub
- Integral Tub E-Z level platform with pump installed; facilitates easy installation (standard pump location only)
- Directional, volume controllable jets, 1.25 HP whirlpool system
- Silent air induction
- Suction cover

STUDIO 7242

72"L x 42"W x 20"D



MODEL / PRICING

STU7242ATO Tub Only \$ 1,055 | STU7242AWP Whirlpool (6) \$ 2,420 | STU7242ATA Thermal Air \$ 3,060

AVAILABLE OPTIONS

ACRYLIC BATHTUB COLORS

Standard Colors: Bone | White | Biscuit

EXPORT CRATE | FRT.EXPCRT NET \$ 130

HYDRO COAT | HYC.COA \$ 290

HYDRO EXPRESS QUICK SHIP
69.104-HYD.EXP NET \$ 130

HYDROZONE SYSTEM | 31.100 \$ 405

INLINE HEATER (Whirlpool system only)
12.50 Amps 1.5 KW - 110V | 27.100 \$ 620
6.00 Amps 0.75 KW | 27.103 \$ 555
(no dedicated GFI required for 6.00 Amp)

JET PLATING \$ 325
PC, PB | PLA.BUI-XX

CUSTOM PUMP LOCATION | 69.116-CUS.PMP \$ 190

SKIRT | BSK.COR-XXX \$ 770
(factory installed - no access on Tub Only)

TILE FLANGES | FLA.MO-X \$ 190

WASTE & OVERFLOW

PC | WOV.PC \$ 250
PB | WOV.PB \$ 305

INTEGRAL WASTE & OVERFLOW (Std. round)

PC | IWO.PC \$ 325
PB | IWO.PB \$ 325

MODEL FEATURES

- Acrylic bathtub
- Integral Tub E-Z level platform with pump installed; facilitates easy installation (standard pump location only)
- Directional, volume controllable jets, 1.25 HP whirlpool system
- Silent air induction
- Suction cover

24 HOUR IN STOCK PROGRAM

- Available in white only
- Available on Tub Only and Whirlpool Models
- Maximum of 4 tubs per order
- Must specify on purchase order: "Pull from 24 hour stock"

STUDIO DUAL OVAL

66"L x 44"W x 19"D

74"L x 44"W x 19"D



MODEL / PRICING

SDO6644ATO	Tub Only	\$ 1,320	SDO7444ATO	Tub Only	\$ 1,425
SDO6644AWP	Whirlpool (6)	\$ 2,830	SDO7444AWP	Whirlpool (6)	\$ 2,960
SDO6644ATA	Thermal Air	\$ 3,345	SDO7444ATA	Thermal Air	\$ 3,470

AVAILABLE OPTIONS

ACRYLIC BATHTUB COLORS

Standard Colors: Bone | White | Biscuit

EXPORT CRATE | FRT.EXPCRT NET \$ 130

HYDRO COAT | HYC.COA \$ 290

HYDRO EXPRESS QUICK SHIP
69.104-HYD.EXP NET \$ 130

HYDROZONE SYSTEM | 31.100 \$ 405

INLINE HEATER (Whirlpool system only)
12.50 Amps 1.5 KW - 110V | 27.100 \$ 620
6.00 Amps 0.75 KW | 27.103 \$ 555
(no dedicated GFI required for 6.00 Amp)

JET PLATING \$ 325
PC, PB | PLA.BUI-XX

CUSTOM PUMP LOCATION | 69.116-CUS.PMP \$ 190

WASTE & OVERFLOW
PC | WOV.PC \$ 250
PB | WOV.PB \$ 305

INTEGRAL WASTE & OVERFLOW (Std. round)
PC | IWO.PC \$ 325
PB | IWO.PB \$ 325

MODEL FEATURES

- Acrylic bathtub
- Integral Tub E-Z level platform with pump installed; facilitates easy installation (standard pump location only)
- Directional, volume controllable jets, 1.25 HP whirlpool system
- Silent air induction
- Suction cover

STUDIO HOURGLASS

60"L x 42"W x 21"D

72"L x 42"W x 21"D

Includes armrests



MODEL / PRICING

SHG6042ATO	Tub Only	\$ 1,235	SHG7242ATO	Tub Only	\$ 1,355
SHG6042AWP	Whirlpool (6)	\$ 2,790	SHG7242AWP	Whirlpool (6)	\$ 2,815
SHG6042ATA	Thermal Air	\$ 3,290	SHG7242ATA	Thermal Air	\$ 3,295

AVAILABLE OPTIONS

ACRYLIC BATHTUB COLORS

Standard Colors: Bone | White | Biscuit

EXPORT CRATE | FRT.EXPCRT NET \$ 130

HYDRO COAT | HYC.COA \$ 290

HYDRO EXPRESS QUICK SHIP
69.104-HYD.EXP NET \$ 130

HYDROZONE SYSTEM | 31.100 \$ 405

INLINE HEATER (Whirlpool system only)
12.50 Amps 1.5 KW - 110V | 27.100 \$ 620
6.00 Amps 0.75 KW | 27.103 \$ 555
(no dedicated GFI required for 6.00 Amp)

JET PLATING \$ 325
PC, PB | PLA.BUI-XX

CUSTOM PUMP LOCATION | 69.116-CUS.PMP \$ 190

SKIRTS

BSK.60A (factory installed - no access on Tub Only) \$ 415
BSK.72A (factory installed - with access panel only) \$ 535

TILE FLANGES | FLA.MO-X \$ 190

WASTE & OVERFLOW

PC | WOV.PC \$ 250
PB | WOV.PB \$ 305

INTEGRAL WASTE & OVERFLOW (Std. round)

PC | IWO.PC \$ 325
PB | IWO.PB \$ 325

MODEL FEATURES

- Acrylic bathtub
- Integral Tub E-Z level platform with pump installed; facilitates easy installation (standard pump location only)
- Directional, volume controllable jets, 1.25 HP whirlpool system
- Silent air induction
- Suction cover

STUDIO OVAL

60"L x 42"W x 20"D

66"L x 42"W x 21"D

72"L x 42"W x 21"D

Includes armrests



MODEL / PRICING

STO6042ATO Tub Only	\$ 980	STO6642ATO Tub Only	\$ 1,125	STO7242ATO Tub Only	\$ 1,245
STO6042AWP Whirlpool (6)	\$ 2,185	STO6642AWP Whirlpool (6)	\$ 2,390	STO7242AWP Whirlpool (6)	\$ 2,545
STO6042ATA Thermal Air	\$ 2,950	STO6642ATA Thermal Air	\$ 3,135	STO7242ATA Thermal Air	\$ 3,255

AVAILABLE OPTIONS

ACRYLIC BATHTUB COLORS

Standard Colors: Bone | White | Biscuit

EXPORT CRATE | FRT.EXPCRT NET \$ 130

HYDRO COAT | HYC.COA \$ 290

HYDRO EXPRESS QUICK SHIP
69.104-HYD.EXP NET \$ 130

HYDROZONE SYSTEM | 31.100 \$ 405

INLINE HEATER (Whirlpool system only)

12.50 Amps 1.5 KW - 110V | 27.100 \$ 620

6.00 Amps 0.75 KW | 27.103 \$ 555

(no dedicated GFI required for 6.00 Amp)

JET PLATING \$ 325

PC, PB | PLA.BUI-XX

CUSTOM PUMP LOCATION | 69.116-CUS.PMP \$ 190

WASTE & OVERFLOW

PC | WOV.PC \$ 250

PB | WOV.PB \$ 305

INTEGRAL WASTE & OVERFLOW (Std. round)

PC | IWO.PC \$ 325

PB | IWO.PB \$ 325

MODEL FEATURES

- Acrylic bathtub
- Integral Tub E-Z level platform with pump installed; facilitates easy installation (standard pump location only)
- Directional, volume controllable jets, 1.25 HP whirlpool system
- Silent air induction
- Suction cover

24 HOUR IN STOCK PROGRAM

- Available in white only
- Available on Tub Only and Whirlpool Models
- Maximum of 4 tubs per order
- Must specify on purchase order: "Pull from 24 hour stock"
- Does not include 6642 model



SHOWER PAN COLLECTION

SHOWER PAN COLLECTION FEATURES

Shower Pan Collection products come with the following standard features:

- Polished chrome drain
- Slip resistant bottoms
- Integral tile flange for easy water-proof installation (not standard on universal shower pan)
- All shower pans are packed in sturdy cardboard boxes for shipping

FREIGHT

All prices are F.O.B.

Customer will be billed for freight on all Shower Pans unless otherwise stated on a quote or a prior arrangement that is submitted in writing.

COLOR MATCH POLICY

Hydro Systems uses colors developed by gel-coat and acrylic manufacturers that match the colors used by bathroom fixture manufacturers as closely as possible. In a few cases, it has been found that the color or shading of bathroom fixtures varies depending upon the time and location of manufacture.

Hydro Systems also finds that the colors and shading of cast iron, china or plastic fixtures sometimes appear to look different than gel-coat or acrylic as a result of different surface textures, finishes or room lighting. Due to these conditions, Hydro Systems assumes no responsibility for color variations between its bathtubs and products of other manufacturers.

OPTIONS & ACCESSORIES

AVAILABLE OPTIONS

ACRYLIC SHOWER PAN COLORS | HPA.XXX

Standard Colors: Bone | White | Biscuit

Premium Colors: Black | Ice Grey | Sandbar \$ 410

GEL COAT SHOWER PAN COLORS | HPG.XXX

Standard Colors: Almond | Bone | White | Biscuit

Gel Coat colors match all manufacturers fixture colors. Color matching is available at an additional charge of \$ 410

HYDROLUXE SS™ SHOWER PAN COLORS | UNI.PAN

Standard Colors: Bone | White | Biscuit

Premium Colors: \$ 410

Black | Gray | Carbon | Olive

Espresso | Sky Blue | Blue | Royal Blue

Violet | Pink | Yellow | Lime Green | Red

Custom Colors Available (Please check with Hydro Systems)

TILE FLANGES | FLA.MO-X

\$ 60

Must be specified at time of order: 1, 2, 3, 4 Sided (available as add-on only for universal shower pan)

SQUARE PAN

- HP 3232 32" X 32"
- HP 3636 36" X 36"
- HP 4242 42" X 42"

Gel Coat Models HPG.XXXX
 Acrylic Models HPA.XXXX



MODEL / PRICING

HPG.3232	\$ 400	HPG.3636	\$ 425	HPG.4242	\$ 515
HPA.3232	\$ 645	HPA.3636	\$ 815	HPA.4242	\$ 910

CORNER PAN

- HPN 3636 36" X 36"
- HPN 3838 38" X 38"
- HPN 4242 42" X 42"

Gel Coat Models HPG.XXXX
 Acrylic Models HPA.XXXX



MODEL / PRICING

HPG.3636N	\$ 435	HPG.3838N	\$ 450	HPG.4242N	\$ 485
HPA.3636N	\$ 770	HPA.3838N	\$ 780	HPA.4242N	\$ 875

RECTANGULAR PAN

- | | |
|--|---|
| HP 3460 34" X 60" | HP 6033 60" X 33" |
| HP 3634 36" X 34" | HP 6034 60" X 34" |
| HP 3642 36" X 42" | HP 6736 67" X 36" |
| HP 4234 42" X 34" | HP 7236 72" X 36" |
| HP 4236 42" X 36" | HP 7536 75" X 36" drain off center |
| HP 4248 42" X 48" | (specify LH/RH) |
| HP 4832 48" X 32" | HP 4450R 44" X 50" Roll in |
| HP 4834 48" X 34" | HP 6050R 60" X 50" Roll in |
| HP 6030 60" X 30" End Drain L/R | HP 6034 60" X 34" with tiered lip |
| HP 6032 60" X 32" | *Gel Coat Models HPG.XXXX* |
| HP 6032 60" X 32" End Drain L/R | *Acrylic Models HPA.XXXX* |



MODEL / PRICING

HPG.3460	\$ 525	HPA.3634	\$ 670	HPA.6030E-LH/RH	\$ 840
HPG.3634	\$ 415	HPA.3636	\$ 815	HPA.6032	\$ 890
HPG.3642	\$ 445	HPA.3635N *Neo Angle*	\$ 770	HPA.6032E-LH/RH	\$ 890
HPG.4234	\$ 445	HPA.3642	\$ 695	HPA.6033	\$ 920
HPG.4834	\$ 480	HPA.4234	\$ 780	HPA.6034	\$ 900
HPG.6032	\$ 485	HPA.4236	\$ 805	HPA.6034L *Tiered Lip*	\$ 900
HPG.6034	\$ 525	HPA.4248	\$ 845	HPA.6050R	\$ 980
HPG.7236	\$ 550	HPA.4450R *Roll In*	\$ 955	HPA.6736	\$ 975
		HPA.4832	\$ 805	HPA.7236	\$ 990
		HPA.4834	\$ 805	HPA.7536	\$ 995

HYDROLUXE SS™ PANS

HPS 6030 60" X 30"

HPS 6032 60" X 32"

HPS 6036 60" X 36"

*Specify RH/LH

*End drain model



MODEL / PRICING

HPS.6030

\$ 1,100

HPS.6032

\$ 1,155

HPS.6036

\$ 1,235

UNIVERSAL SHOWER PAN

Constructed with our Hydroluxe SS™ material



MODEL / PRICING

UNI.PAN

Customizable solid surface shower pan

Center Drain: maximum size 84x60


End Drain: maximum size 76x42

Pricing for standard colors: L x W x \$1.25 per square inch

Pricing for premium colors: L x W x \$2.00 per square inch

Tile Flange: (1, 2, 3 or 4 sided) \$55 per flange

Build your own custom Universal Shower Pan. Scan the QR Code to get started:





OPTIONS & ACCESSORIES

AVAILABLE OPTIONS

SOLID SURFACE SINK COLORS

Standard Colors: Bone | White | Biscuit

Premium Colors: \$ 765

Black | Gray | Carbon | Olive

Espresso | Sky Blue | Blue | Royal Blue

Violet | Pink | Yellow | Lime Green | Red

Custom Colors Available (Please check with Hydro Systems)

Two Toned color: \$ 460

Matte Finish: NO ADDITIONAL CHARGE

Polished or two-tone finish: \$ 80

(please specify finish)

ACRYLIC SINK COLORS

Standard Colors: Bone | White | Biscuit

Premium Colors: Black | Ice Grey | Sandbar \$ 410

INTEGRAL LINEAR OVERFLOW | LWO.XX
(block sink only) \$ 135

LCD TEMP. READOUT KEYPAD | LCD.UPG \$ 475
(upgrade only, must have a keypad controlled system to purchase)

SINK POLICY

- Faucet not included with the sale of sink.
- Drain not included

FREIGHT

F.O.B. unless you order 2 sinks with any Hydro Systems bathtub to make it FFA.

SOLID SURFACE SINKS

MODEL / PRICING

ARC2214SSS	SS Sink Only	\$ 765	CRE2416SSS	SS Sink Only	\$ 935	PRI2215SSS	SS Sink Only	\$ 765
						PRI3915SSS	SS Sink Only	\$ 1,530
BLO2218SSS	SS Sink Only	\$ 765	ELL2215SSS	SS Sink Only	\$ 765			
BLO2518SSS	SS Sink Only	\$ 765						

ARC

22" x 14" x 6"



BLOCK

22" x 18" x 4"
25" x 18" x 4"



INTEGRAL OVERFLOW NOT INCLUDED

CRESCENT

24" x 16" x 7"



ELLIPSE

22" x 15" x 4"



PRISM

22" x 15" x 4"
39" x 15" x 4"



ACRYLIC SINKS

MODEL / PRICING

DEL2126ATO	Sink Only	\$ 585	PET2126ATO	Sink Only	\$ 585
DEL2126ATA	Thermal Air (Switch)	\$ 1,020	PET2126ATA	Thermal Air (Switch)	\$ 1,020
DEL2126ATD	Thermal Air (Digital)	\$ 1,245	PET2126ATD	Thermal Air (Digital)	\$ 1,245

DELICATE TOUCH

21" L x 26" W x 14" D

(Specify smooth or washboard interior)

Micro mount is a standard feature



PETOPIA

21" L x 26" W x 14" D

Micro mount is a standard feature



PARTS LIST

Part Number/ Manufacturer	Item No.	Description	Price
------------------------------	----------	-------------	-------

DRAINS

Westbrass	HED.XX	Half Exposed Tip Toe Drain, group 1 finishes	\$ 450
Westbrass	HED.XX	Half Exposed Tip Toe Drain, group 2 finishes	\$ 510
Westbrass	WTT.XX	Fully Exposed Tip Toe Drain, group 1 finishes	\$ 470
Westbrass	WTT.XX	Fully Exposed Tip Toe Drain, group 2 finishes	\$ 525
OS&B	POP.UP-XX	Pop up drain (linear integral and standard integral)	\$ 185

PUMPS

Standard	122111	Electronic control on/off system 2.25 HP (May 2005 - Current)	\$ 640
Plus	112112	Studio Collection - Air switch system 1.25 HP (May 2005 - Current)	\$ 765
ITT/Balboa	R-150	1.5 HP variable speed 110V only with 30" NEMA cord or 4-pin amp plug (220V N/A)	\$ 825
AO Smith	TBS-310	Internal air switch or jag switch	\$ 90

Part Number	Description	Price
-------------	-------------	-------

INLINE HEATER









CT101-B	110V inline pressure heater-1500 watt 12.2 amp	\$ 640
CT101-D	110V inline vacuum heater 1500 watt 12.2 amp	\$ 650
CT107-B	110V 600 watt inline pressure heater 6 amp	\$ 565
CT107-D	110V 600 watt inline vacuum heater 6 amp	\$ 565
HEA.GSKT	Gasket flat washer with rib pair	\$ 25
HEA.MNFLD	Inline manifold	\$ 45
HEA.SLP1.0	1" Slp x 1.5" male thread + 1" Spgt x1.5" Male thread (pair)	\$ 55
HEA.SLP1.5	1.5" Slp x 1.5" male thread (pair)	\$ 55

***Note: Personalized bathtubs may or may not be cancelable or returnable.

PARTS LIST

Part Number	Item Picture/Name	Description	Price
-------------	-------------------	-------------	-------

ELECTRONIC CONTROL KEY PADS

26400-100-100		4 button square pump and light	\$ 370
26400-100-102		4 button square pump, blower, and light	\$ 370
26404-100-100		6 button square pump, blower, wave/pulse, +, - and light	\$ 415
26400-100-112		2 button round digital readout	\$ 370
26400-100-101		4 button square pump, variable speed blower, wave, and pulse	\$ 370
26400-100-103		4 button square blower, wave, and pulse +, -	\$ 415
26400-100-104		4 button square variable speed blower, wave, pulse, and light	\$ 370
26413-100-100		4 button square digital readout with H/S logo	\$ 630
Sequence	HS-100 (2 button)	Variable or single speed pump with single option control & LCD display	\$ 380
Sequence	HS-101 (4 button)	Variable or single speed pump with single option control	\$ 385
Sequence	HS-102 (4 button)	Variable or single speed pump with two option controls & user preference key	\$ 410
Sequence	HS-103 (4 button)	Variable speed blower with four button control (8800)	\$ 410
Sequence	HS-215 (8 button)	Variable/Single speed pump & blower w/ 4 option keys & 2 user preference keys	\$ 530
Sequence	8 Button dongle	Programmer for IR	\$ 530
Sequence	8 Button with IR	8 button keypad with built-in IR	\$ 640

CONTROL BOXES with KEY PADS

ACC	HS-50/ACC-50	\$ 425	Optional water level sensor	\$ 45	Key Pad	\$ 125
Sequence	IMC	\$ 445	Optional water level sensor (ITW209)	\$ 160	SEE ABOVE	
Sequence	ISD (solenoid driver)	\$ 550	Sensor Cable (conductive water level)	\$ 45	SEE ABOVE (HS-103)	
Sequence	AST	\$ 370	Control box for the Studio Collection TA system			
Sequence	IAU	\$ 425	CMP Water Sensor	\$ 12 net		
26400-000-901	CMP Control Box 901; operates up to 2 lights in series, pump, and water level sensor					\$ 102 NET
26400-000-902	CMP Control Box 902; operates up to 4 lights in series, pump, blower, and water level sensor					\$ 234 NET
26400-000-904	CMP Control Box 904; operates 8 solenoids, 6 of them can work at the same time					\$ 221 NET
26400-000-906	CMP 906 Blower Only Control Box					\$ 187 NET

PARTS LIST

LED LIGHTING			THERMAL AIR		
26400	6 LED light	\$ 155	Ext. kit for remote blower: Cbl-168 (6ft), 8-pin adaptor (2009- Sep '16)		\$ 175
26400	6 LED Slave kit: bulb socket, 10" cable, 6 LED slave bulb	\$ 155	Hydro Quip	Blower (110V) w/ nelma cord (hydro quiup) current	\$ 700
26400	2.0" Bath light kit: lens, nut, gasket, reflector	\$ 85	Hydro Quip	Delicate Touch Sink Blower	\$ 700
			CMP	XCbl, 6', 3-pin adaptor with 3 port barrel adaptor	\$ 175

MISCELLANEOUS

Trim	Plastic	Pc/Pb	Other (Call For Gold)		Skirt Caps (includes colored cap, screw and insert) Set of 4	\$ 25
Standard or Swirling Jet	\$ 40	\$ 70	\$ 110		Parts	Price
Air Switch	\$ 40	\$ 55	\$ 95		PVC Jet Body, wall fitting and venturi	\$ 50
Suction Cover (does not include wall fitting)	\$ 55	\$ 85	\$ 120		PVC Jet, insert (directional or swirling)	\$ 45
Jumbo or Rotating Jet	\$ 55	\$ 70	\$ 125		PVC Suction wall fitting and 90	\$ 50
Old Style Threaded Jet (spring eyeball)	\$25 net	\$45 net	\$ 55 net		PVC Jumbo Jet body, wall fitting and venturi	\$ 70
Pillows-Standard Colors					PVC Pump tee	\$ 30
All models except fantasy	\$ 155				PVC Pump union (pair)	\$ 50
Fantasy	\$ 180				PVC A/S body	\$ 70
Neck Masseur Urethane Pillow	\$ 170				HydrOzone	\$ 405
Neck Masseur Cover	\$ 30 net				Hydro Fusion	\$ 665
Acrylic Repair kits	\$ 80 net				Walk-in handle, polished chrome	\$ 185
Acrylic Drain Cover	\$ 90 net	(Marlie, Versailles, Cheyenne, Lexie)			Walk-in door gasket	\$ 190
Cable W&O	PC \$ 245	PB \$ 290	WHI/BIS \$ 265	Other \$ 415		
Linear Overflow & Drain	PC \$ XXX	PB \$ XXX	WHI/BIS \$ XXX	Other \$ XXX		

***Note: Personalized bathtubs may or may not be canceled and are not returnable.

P. O. WORKSHEET

Date: _____

Company: _____

P.O. #: _____

Address: _____

Ordered by: _____

Phone: _____

SYSTEM INFORMATION

Tub Model: _____

Color/Finish of W/O: _____

Color of Tub: _____

SHIPPING ADDRESS

Company: _____

Address: _____

Phone: _____

Job Site



Dealer

TUB OPTIONS

- Back Masseur I - Quantity: _____ \$ _____
- Finish: _____
- Back Masseur II - Finish: _____ \$ _____
(Only 1 Back Masseur II per tub)
- Export Crate \$ _____
- Extra High Density \$ _____
- Grab Bars - Finish: _____ \$ _____
- Style of Bar: Standard / Universal
- Hydro Blanket - Number of zones: _____ \$ _____
(Note zone locations on diagram)
- HydroCoat \$ _____
- HYDRO EXPRESS \$ _____
- HydroFusion - Type: _____ \$ _____
- Hydro Indulge \$ _____
- Inline Heater \$ _____
 - _____ 110V 12.5 Amps/1.5 kW \$ _____
 - _____ 110V 6.0 Amps/0.75 kW \$ _____
 - _____ 220V 12.0 Amps/1.5 kW Mood Light \$ _____
- Additional Jet - Type: _____ \$ _____
Quantity: _____
- Jet Upgrade - Type: _____ \$ _____
Quantity: _____
- Plating for jets - Finish: _____ \$ _____
- Micro Therapy Jet - \$ _____
Quantity: _____ Finish: _____

- Job Site Delivery \$ _____
- LED Chromotherapy light \$ _____
- Low Water Protection \$ _____
- Micro Mount \$ _____
- Molded Arm Rest - Quantity: _____ \$ _____
- Neck Masseur Pillow Quantity: _____ \$ _____
- Padded Head Rest (Black only) \$ _____
- Pump Upgrade - 110V to 220V \$ _____
- Variable Speed Pump (110V only) \$ _____
- Remote Control \$ _____
- Skirt - Type: _____ LH / RH \$ _____
Quantity: _____ Seamed / Seamless
- Tile Flange - Molded \$ _____
(Note positioning of flanges on diagram)
- Walk In Finish Upgrade - Finish: _____ \$ _____
- Waste and Overflow: Integral / Linear \$ _____
- Solid Brass Drain Upgrade
- Waterfall Fill Spout (Integrally Molded) \$ _____
- Recirculating Spout Option \$ _____
- Inline Heater - Type: _____ \$ _____
- Recirculation System (Auburn model only) \$ _____
- Standard Equipment Locations
- See diagram for Equipment Locations

TOTAL \$ _____



PLEASE SHOW:
 • Pump location & access
 • Tub drain

- Molded flanges
- Jet locations
- Tub overflow
- Other options


Customer Approval: _____

Date: _____

***Note: Personalized bathtubs may or may not be cancelable or returnable.

COLOR SELECTION INDEX

ACRYLIC COLORS



HYDROLUXE SS™ COLORS



Colors of the actual bathtub may have minor variations from the sample in this book or on your computer monitor. While Hydro Systems strives to perfectly match these colors, a minor variation in the color selected by you is considered as a normal practice.

H|S

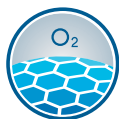
HYDRO SYSTEMS

Family Owned And Operated Since 1978

29132 Avenue Paine. Valencia, CA, 91355
661.775.0686 | www.hydrossystem.com



GREEN IS CLEAN



HYDROZONE



MADE IN AMERICA

