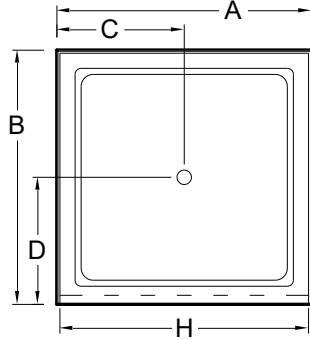
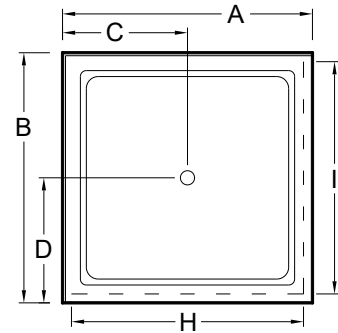


Always check the website for the most updated specifications: www.americh.com

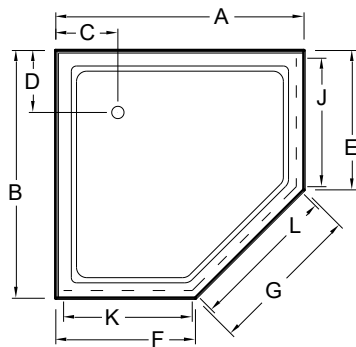
Model No.	Outside Dimension							Centerline Dimenions				
	A	B	C	D	E	F	G	H	I	J	K	L
Single Threshold												
A3232ST	32"	32"	16"	16"				31"				
A3434ST	34"	34"	17"	17"				33"				
A3442ST	34"	42"	17"	21"				33"				
A3636ST	36"	36"	18"	18"				35½"				
A3838ST	38"	38"	19"	19"				37"				
A4234ST	42"	34"	21"	17"				41"				
A4236ST	42"	36"	21"	18"				41"				
A4242ST	42"	42"	21"	21"				41"				
A4832ST	48"	32"	24"	16"				47"				
A4834ST	48"	34"	24"	17"				47"				
A4836ST	48"	36"	24"	18"				47"				
A4848ST	48"	48"	24"	24"				47"				
A5434ST	54"	34"	27"	17"				53"				
A6032ST	60"	32"	30"	16"				59"				
A6034ST	60"	34"	30"	17"				59"				



Double Threshold												
A3636DT	36"	36"	18"	18"				33¼"	33¼"			
A3838DT	38"	38"	19"	19"				35½"	35½"			
A4242DT	42"	42"	21"	21"				39"	39"			

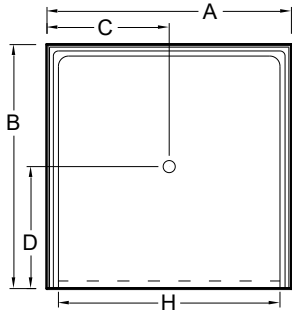


Neo Angle												
A3636NEO	36"	36"	12"	12"	18"	18"	26"			17"	17"	23½"
A3838NEO	38"	38"	12"	12"	19"	19"	27"			17½"	17½"	25"
A4242NEO	42"	42"	12"	12"	21"	21"	29"			19¾"	19¾"	27¾"
A4848NEO	48"	48"	12"	12"	27"	27"	29"			26½"	26½"	27½"



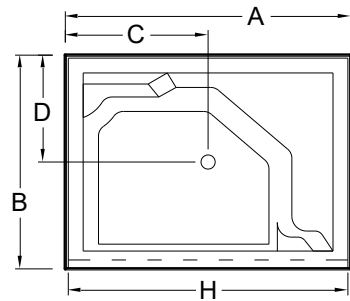
Always check the website for the most updated specifications: www.americh.com

Model No.	Outside Dimension							Centerline Dimenions					
	A	B	C	D	E	F	G	H	I	J	K	L	
Barrier Free													
A3636BF	36"	36"	18"	18"				31"					
♿ A3939BF	39"	39"	19½"	19½"				36½"					
♿ A4836BF	48"	36"	24"	18"				43½"					
♿ A4848BF	48"	48"	24"	24"				42½"					
A6032BF	60"	32"	30"	16"				55½"					
A6036BF	60"	36"	30"	18"				57½"					
♿ A6232BF	62½"	32½"	31¼"	16¼"				60"					
♿ A6636BF	66"	36"	33"	18"				62½"					



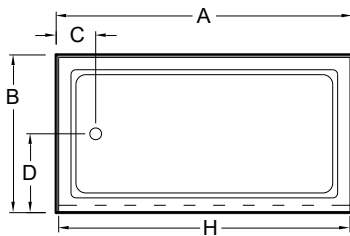
♿ = ADA Compliant

Single Threshold with Seat



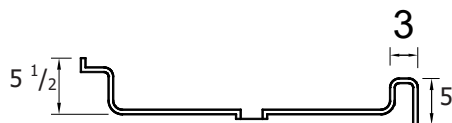
A4836STS-RH	48"	36"	24"	18"				47½"					
A4836STS-LH	48"	36"	24"	18"				47½"					
A6036STS-RH	60"	36"	30"	18"				59½"					
A6036STS-LH	60"	36"	30"	18"				59½"					

End Drain

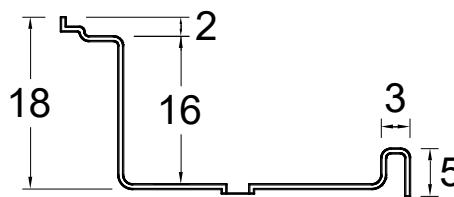


A6032EL	60"	32"	8"	16"				59¼"					
A6032ER	60"	32"	8"	16"				59¼"					

Single Threshold, Double Threshold, Neo Angle, End Drain



Single Threshold with Seat



Barrier Free

