
PICTURE PRICE GUIDE

FISHER & PAYKEL

NOVEMBER 1, 2019

TABLE OF CONTENTS

Cool

| | |
|---|----|
| Integrated Column Freezers | 01 |
| Integrated Column Refrigerators | 03 |
| Integrated Column Accessories | 05 |
| Cooldrawer™ Multi-Temperature Drawer | 07 |
| Integrated Refrigeration - Bottom Mount | 08 |
| Integrated Refrigeration - Bottom Mount - Accessories | 09 |
| Integrated Refrigeration - French Door | 11 |
| Integrated Refrigeration - French Doors - Accessories | 13 |
| Professional French Door Refrigerators | 15 |
| French Door Refrigerators | 16 |
| Bottom Freezer Refrigerators | 20 |
| Refrigerators Accessories | 24 |

Cook

| | |
|--|----|
| Professional Dual Fuel Ranges | 25 |
| Professional Gas Ranges | 32 |
| Range Accessories | 36 |
| Classic Dual Fuel Ranges | 37 |
| Classic Gas Ranges | 41 |
| Contemporary Dual Fuel Ranges | 45 |
| Contemporary Gas Ranges | 47 |
| Induction Ranges | 50 |
| Electric Ranges | 52 |
| Rangetops & Cooktops | 53 |
| Rangetops & Cooktops Accessories | 56 |
| Professional Drop-In Cooktops | 57 |

| | |
|--|----|
| Cooktops | 59 |
| Cooktop Backguards | 64 |
| Cooking Accessories | 65 |
| Professional Wall Ovens. | 66 |
| Wall Ovens | 67 |
| Built-In Ovens | 68 |
| Companion Products | 69 |
| Professional Warming Drawers | 73 |
| Contemporary Warming Drawers | 74 |
| Companion Products Accessories | 75 |
| Professional Microwave Ovens | 76 |
| Microwave Ovens | 77 |
| Microwave Trim Kits | 78 |
| Ventilation - Wall Hoods | 79 |
| Ventilation | 82 |
| Ventilation Accessories | 88 |

Clean

| | |
|--------------------------------------|-----|
| Double Dishdrawer™ | 89 |
| Single Dishdrawer™ | 94 |
| Dishdrawer™ | 95 |
| Dishdrawer™ Accessories | 98 |
| Front Load Compact Washers | 99 |
| Front Load Compact Dryers | 100 |
| Laundry Accessories | 101 |

INTEGRATED COLUMN FREEZERS



white interior



optional stainless steel interior



| MODEL no. | RS1884FLJK1 / RS1884FRJK1 | RS2484FRJK1 / RS2484FLJK1 | RS3084FRJK1 / RS3084FLJK1 |
|---|----------------------------------|----------------------------------|----------------------------------|
| Price (UMRP) | \$5,599 | \$6,099 | \$6,699 |
| SKU | 25588 / 25589 | 25591 / 25590 | 25593 / 25592 |
| Type of appliance | 18" Column Freezer | 24" Column Freezer | 30" Column Freezer |
| Dimensions (excluding door panels) | D: 24" x W: 17 3/4" x H: 84" | D: 24" x W: 23 3/4" x H: 84" | D: 24" x W: 29 3/4" x H: 84" |
| Cabinetry cut-out dimensions | D: 25" x W: 18" x H: 84" | D: 25" x W: 24" x H: 84" | D: 25" x W: 30" x H: 84" |
| Finish | Panel ready | Panel ready | Panel ready |
| Interior finish | Stainless Steel (optional white) | Stainless Steel (optional white) | Stainless Steel (optional white) |
| Capacity | | | |
| Total AHAM Volume cu ft (L) | 7.8 cu ft (220L) | 11.9 cu ft (336L) | 15.6 cu ft (442L) |
| Energy Star certified | ● | ● | ● |
| Performance | | | |
| ActiveSmart™ Foodcare | ● | ● | ● |
| Variable zones | 2 | 2 | 2 |
| Variable food modes | Soft freeze; Freeze; Deep freeze | Soft freeze; Freeze; Deep freeze | Soft freeze; Freeze; Deep freeze |
| Dual evaporator | ● | ● | ● |
| Frost free | ● | ● | ● |
| Adaptive defrost | ● | ● | ● |
| Inverter controlled compressor | ● | ● | ● |
| Humidity control system | ● | ● | ● |
| Sabbath mode | ● | ● | ● |
| Freezer | | | |
| SmartTouch interface at counter height | ● | ● | ● |
| Automatic, concealed ice maker | ● | ● | ● |
| Ice boost mode | ● | ● | ● |
| Soft-close doors | ● | ● | ● |
| Fast freeze | ● | ● | ● |
| Bottle chill | ● | ● | ● |
| LED ceiling lighting | ● | ● | ● |
| LED bin lighting | ● | ● | ● |
| LED side lighting | ● | ● | ● |
| Adjustable glass cantilevered shelves | 3 | 3 | 3 |
| Freezer bins | 4 | 4 | 4 |
| Door alarm | ● | ● | ● |
| Adjustable door shelves | 4 | 4 | 4 |
| Accessory | | | |
| Joiner kit included for paired installation | ● | ● | ● |
| Power requirements | | | |
| Unpacked weight (kg) | 242lb (118kg) | 275lb | 294lbs |
| Supply voltage | 115 VAC | 115 VAC | 115 VAC |
| Supply frequency | 60Hz | 60Hz | 60Hz |
| Supply current | 10A | 10A | 10A |
| Warranty* | | | |
| Parts and labor | 2 years | 2 years | 2 years |
| Additional sealed system parts | 5 years | 5 years | 5 years |

INTEGRATED COLUMN FREEZERS



white interior



optional stainless steel interior



| MODEL no. | RS1884FRJ1 / RS1884FLJ1 | RS2484FRJ1 / RS2484FLJ1 | RS3084FRJ1 / RS3084FLJ1 |
|---|----------------------------------|----------------------------------|----------------------------------|
| Price (UMRP) | \$5,099 | \$5,599 | \$6,199 |
| SKU | 24959 / 24958 | 24963 / 24962 | 24966 / 24965 |
| Type of appliance | 18" Column Freezer | 24" Column Freezer | 30" Column Freezer |
| Dimensions (excluding door panels) | D: 24" x W: 17 3/4" x H: 84" | D: 24" x W: 23 3/4" x H: 84" | D: 24" x W: 29 3/4" x H: 84" |
| Cabinetry cut-out dimensions | D: 25" x W: 18" x H: 84" | D: 25" x W: 24" x H: 84" | D: 25" x W: 30" x H: 84" |
| Finish | Panel ready | Panel ready | Panel ready |
| Interior finish | White (optional stainless steel) | White (optional stainless steel) | White (optional stainless steel) |
| Capacity | | | |
| Total AHAM Volume cu ft (L) | 7.8 cu ft (220L) | 11.9 cu ft (336L) | 15.6 cu ft (442L) |
| Energy Star certified | ● | ● | ● |
| Performance | | | |
| ActiveSmart™ Foodcare | ● | ● | ● |
| Variable zones | 2 | 2 | 2 |
| Variable food modes | Soft freeze; Freeze; Deep freeze | Soft freeze; Freeze; Deep freeze | Soft freeze; Freeze; Deep freeze |
| Dual evaporator | ● | ● | ● |
| Frost free | ● | ● | ● |
| Adaptive defrost | ● | ● | ● |
| Inverter controlled compressor | ● | ● | ● |
| Humidity control system | ● | ● | ● |
| Sabbath mode | ● | ● | ● |
| Freezer | | | |
| SmartTouch interface at counter height | ● | ● | ● |
| Automatic, concealed ice maker | ● | ● | ● |
| Ice boost mode | ● | ● | ● |
| Soft-close doors | ● | ● | ● |
| Fast freeze | ● | ● | ● |
| Bottle chill | ● | ● | ● |
| LED ceiling lighting | ● | ● | ● |
| LED bin lighting | ● | ● | ● |
| LED side lighting | ● | ● | ● |
| Adjustable glass cantilevered shelves | 3 | 3 | 3 |
| Freezer bins | 4 | 4 | 4 |
| Door alarm | ● | ● | ● |
| Adjustable door shelves | 4 | 4 | 4 |
| Accessory | | | |
| Joiner kit included for paired installation | ● | ● | ● |
| Power requirements | | | |
| Unpacked weight (kg) | 242lb (118kg) | 275lb | 294lbs |
| Supply voltage | 115 VAC | 115 VAC | 115 VAC |
| Supply frequency | 60Hz | 60Hz | 60Hz |
| Supply current | 10A | 10A | 10A |
| Warranty* | | | |
| Parts and labor | 2 years | 2 years | 2 years |
| Additional sealed system parts | 5 years | 5 years | 5 years |

INTEGRATED COLUMN REFRIGERATORS



white interior



optional stainless steel interior



| MODEL no. | RS2484SRK1 / RS2484SLK1 | RS3084SRK1 / RS3084SLK1 |
|--|----------------------------------|----------------------------------|
| Price (UMRP) | \$6,099 | \$6,699 |
| SKU | 25597 / 25596 | 25594 / 25595 |
| Type of appliance | 24" Column Refrigerator | 30" Column Refrigerator |
| Dimensions (excluding door panels) | D: 24" x W: 23 3/4" x H: 84" | D: 24" x W: 29 3/4" x H: 84" |
| Cabinetry cut-out dimensions | D: 25" x W: 24" x H: 84" | D: 25" x W: 30" x H: 84" |
| Finish | Panel ready | Panel ready |
| Interior finish | Stainless Steel (optional white) | Stainless Steel (optional white) |
| Capacity | | |
| Total AHAM Volume cu ft (L) | 12.4 cu ft (351L) | 16.3 cu ft (463L) |
| Energy Star certified | ● | ● |
| Performance | | |
| ActiveSmart™ Foodcare | ● | ● |
| Variable zones | 2 | 2 |
| Variable food modes | Pantry; Fridge; Chill | Pantry; Fridge; Chill |
| Dual evaporator | ● | ● |
| Frost free | ● | ● |
| Adaptive defrost | ● | ● |
| Inverter controlled compressor | ● | ● |
| Humidity control system | ● | ● |
| Sabbath mode | ● | ● |
| Refrigerator | | |
| SmartTouch interface at counter height | ● | ● |
| Door alarm | ● | ● |
| Soft-close doors | ● | ● |
| Adjustable glass cantilevered shelves | ● | ● |
| Soft-close fruit and vegetable bins | 4 | 4 |
| Stackable bottle holders | 4 x clip in / 4 x flexible | 4 x clip in / 4 x flexible |
| Adjustable door shelves | 4 | 4 |
| Covered door shelves | 1 | 1 |
| Gallon door storage | 1 | 1 |
| LED ceiling lighting | ● | ● |
| LED bin lighting | ● | ● |
| LED side lighting | ● | ● |
| Power requirements | | |
| Unpacked weight (kg) | 275lb | 309lb |
| Supply voltage | 115 VAC | 115 VAC |
| Supply frequency | 60Hz | 60Hz |
| Supply current | 10A | 10A |
| Warranty* | | |
| Parts and labor | 2 years | 2 years |
| Additional sealed system parts | 5 years | 5 years |

INTEGRATED COLUMN REFRIGERATORS



white interior



optional stainless steel interior



| MODEL no. | RS2484SR1 / RS2484SL1 | RS3084SR1 / RS3084SL1 |
|--|----------------------------------|----------------------------------|
| Price (UMRP) | \$5,599 | \$6,199 |
| SKU | 24961 / 24960 | 24882 / 24964 |
| Type of appliance | 24" Column Refrigerator | 30" Column Refrigerator |
| Dimensions (excluding door panels) | D: 24" x W: 23 3/4" x H: 84" | D: 24" x W: 29 3/4" x H: 84" |
| Cabinetry cut-out dimensions | D: 25" x W: 24" x H: 84" | D: 25" x W: 30" x H: 84" |
| Finish | Panel ready | Panel ready |
| Interior finish | White (optional stainless steel) | White (optional stainless steel) |
| Capacity | | |
| Total AHAM Volume cu ft (L) | 12.4 cu ft (351L) | 16.3 cu ft (463L) |
| Energy Star certified | ● | ● |
| Performance | | |
| ActiveSmart™ Foodcare | ● | ● |
| Variable zones | 2 | 2 |
| Variable food modes | Pantry; Fridge; Chill | Pantry; Fridge; Chill |
| Dual evaporator | ● | ● |
| Frost free | ● | ● |
| Adaptive defrost | ● | ● |
| Inverter controlled compressor | ● | ● |
| Humidity control system | ● | ● |
| Sabbath mode | ● | ● |
| Refrigerator | | |
| SmartTouch interface at counter height | ● | ● |
| Door alarm | ● | ● |
| Soft-close doors | ● | ● |
| Adjustable glass cantilevered shelves | ● | ● |
| Soft-close fruit and vegetable bins | 4 | 4 |
| Stackable bottle holders | 4 x clip in / 4 x flexible | 4 x clip in / 4 x flexible |
| Adjustable door shelves | 4 | 4 |
| Covered door shelves | 1 | 1 |
| Gallon door storage | 1 | 1 |
| LED ceiling lighting | ● | ● |
| LED bin lighting | ● | ● |
| LED side lighting | ● | ● |
| Power requirements | | |
| Unpacked weight (kg) | 275lb | 309lb |
| Supply voltage | 115 VAC | 115 VAC |
| Supply frequency | 60Hz | 60Hz |
| Supply current | 10A | 10A |
| Warranty* | | |
| Parts and labor | 2 years | 2 years |
| Additional sealed system parts | 5 years | 5 years |

INTEGRATED COLUMN ACCESSORIES

Toe Kicks

| MODEL no. | AKRS1804 | AKRS2404 | AKRS3004 |
|--------------------------|--|--------------------------------------|--|
| Price (UMRP) | \$59 | \$59 | \$59 |
| SKU | 25388 | 25390 | 25392 |
| Type of appliance | Integrated Columns 18" Toe Kick | Integrated Columns 24" Toe Kick | Integrated Columns 30" Toe Kick |
| Dimensions | D: 11/16" x W: 17 13/16" x H: 3 15/16" | D: 11/16" x W: 23 7/8" x H: 3 15/16" | D: 11/16" x W: 29 13/16" x H: 3 15/16" |
| Finish | EZKleen Stainless Steel | EZKleen Stainless Steel | EZKleen Stainless Steel |
| Weights | | | |
| Un-packed | 0.40 kg | 0.51 kg | 0.62 kg |
| With packaging | 1.92 kg | 2.03 kg | 2.14 kg |

| MODEL no. | AKRS4204 | AKRS4804 | AKRS5404 |
|--------------------------|--------------------------------------|--|--------------------------------------|
| Price (UMRP) | \$109 | \$109 | \$109 |
| SKU | 25394 | 25396 | 25398 |
| Type of appliance | Integrated Columns 42" Toe Kick | Integrated Columns 48" Toe Kick | Integrated Columns 54" Toe Kick |
| Dimensions | D: 11/16" x W: 41 7/8" x H: 3 15/16" | D: 11/16" x W: 47 13/16" x H: 3 15/16" | D: 11/16" x W: 53 7/8" x H: 3 15/16" |
| Finish | EZKleen Stainless Steel | EZKleen Stainless Steel | EZKleen Stainless Steel |
| Weights | | | |
| Un-packed | 0.87 kg | 0.98 kg | 1.10 kg |
| With packaging | 3.53 kg | 3.64 kg | 3.75 kg |

| MODEL no. | AKRS6004 |
|--------------------------|--|
| Price (UMRP) | \$109 |
| SKU | 25400 |
| Type of appliance | Integrated Columns 60" Toe Kick |
| Dimensions | D: 11/16" x W: 59 13/16" x H: 3 15/16" |
| Finish | EZKleen Stainless Steel |
| Weights | |
| Un-packed | 1.24 kg |
| With packaging | 3.89 kg |

INTEGRATED COLUMN ACCESSORIES

Joiner Kits - For Columns

| | |
|--------------------------|--|
| MODEL no. | AJ-RS84LR |
| Price (UMRP) | \$169 |
| SKU | 24985 |
| Type of accessory | Integrated Columns Joiner Kit (Included with Freezer Columns) |

Door Panels (Handles not Included)

| MODEL no. | RD1884L4D / RD1884R4D | RD2484L4D / RD2484R4D | RD3084L4D / RD3084R4D |
|--------------------------|---|--|---|
| Price (UMRP) | \$499 | \$549 | \$599 |
| SKU | 24967 / 24968 | 24969 / 24970 | 24971 / 24972 |
| Type of accessory | 18" Integrated Column Freezer Door Panel - Left hand/Right hand | 24" Integrated Column Door Pane - Left hand/Right hand | 30" Integrated Column Door Panel - Left hand/Right hand |
| Dimensions | D: 3/4" x W: 17 3/4" x H: 79 7/8" | D: 3/4" x W: 23 3/4" x H: 79 7/8" | D: 3/4" x W: 29 3/4" x H: 79 7/8" |
| Finish | EZKleen Stainless Steel | EZKleen Stainless Steel | EZKleen Stainless Steel |

HANDLES

Contemporary Square



| | |
|------------------|---|
| MODEL no. | AHD3-RD84 |
| SKU | 24979 (\$159) |
| Type | Contemporary Square 1 pc Handle Kit 18", 24", 30" Columns |

Contemporary Round



| | |
|------------------|--|
| MODEL no. | AHS-RD84 |
| SKU | 24981 (\$159) |
| Type | Contemporary Round 1 pc Handle Kit 18", 24", 30" Columns |

Pro Square



| | |
|------------------|---|
| MODEL no. | AHV2-RD84 |
| SKU | 24982 (\$209) |
| Type | Professional Square 1 pc Handle Kit 18", 24", 30" Columns |

Pro Round



| | |
|------------------|--|
| MODEL no. | AHC-RD84 |
| SKU | 24980 (\$209) |
| Type | Professional Round 1 pc Handle Kit 18", 24", 30" Columns |

COOLDRAWER™ MULTI-TEMPERATURE DRAWER



| | |
|---|---|
| MODEL no. | RB36S25MKIW N1 |
| Price (UMRP) | \$2,699 |
| SKU | 25281 |
| Type of appliance | 36" CoolDrawer™ Multi-temperature Drawer |
| Dimensions (excluding drawer panel RB90/36S SX, including power cord) | D: 21 15/16" x W: 33 21/32" x H: 25 3/16" |
| Finish | Panel ready (shown with optional stainless steel door panels) |
| Capacity | |
| Total gross volume | 3.1 cu ft |
| Energy Star certified | In freezer mode |
| Energy usage (kWh per year) | 150 as refrigerator, 300 as freezer |
| Modes | |
| Chill (31°F) | • |
| Pantry (54°F) | • |
| Wine (45 - 59°F) | • |
| Refrigerator (37°F) | • |
| Freezer (0°F) | • |
| Features | |
| Touch control glass interface | • |
| Key lock | • |
| Variable temperature control | • |
| Fruit and vegetable drawer and pullout tray | • |
| Customizable storage container | • |
| Drawer alarm | • |
| Accessories | |
| Stainless steel drawer front panel and handle kit - Contemporary Square | RD3625S - (25125) (\$269) |
| Stainless steel drawer front panel and handle kit - Pro Round | RB36SC (25373) (\$319) |
| Warranty* | |
| Parts and labor | 2 years |
| Additional sealed system parts | 3 years |

Contemporary Round handle



| | |
|------------------|---|
| MODEL no. | AHS-RB90S |
| SKU | 25375 (\$159) |
| Type | Contemporary Round 1 pc Handle Kit CoolDrawer |

Pro Square handle



| | |
|------------------|--|
| MODEL no. | AHV2-RF36DD36 |
| SKU | 71284 (\$209) |
| Type | Professional Square 1 pc Handle Kit CoolDrawer |

INTEGRATED REFRIGERATION - BOTTOM MOUNT



| MODEL no. | RS36W80RU1 N | RS36W80LJ1 N / RS36W80RJ1 N | RB2470BRV1 |
|--|---|---|---|
| Price (UMRP) | \$6,199 | \$5,999 | \$2,499 |
| SKU | 25107 | 25105 / 25106 | 25381 |
| Type of appliance | 36" Integrated Bottom Freezer Refrigerator with Ice & Water | 36" Integrated Bottom Freezer Refrigerator with Ice | 24" Integrated Single Door Bottom Mount |
| Dimensions (excluding door panels) | D: 23 3/4" x W: 35 11/16" x H: 79 7/8" | D: 23 3/4" x W: 35 11/16" x H: 79 7/8" | D: 21 1/4" x W: 21 7/8" x H: 69 3/4" |
| Cabinetry cut-out dimensions | D: 25" x W: 36" x H: 80 or 84" | D: 25" x W: 36" x H: 80 or 84" | D: 21 5/8" x W: 22 1/2" x H: 70 1/4" |
| Finish | EZKleen Stainless steel | Panel ready (shown with optional stainless steel door panels) | Panel ready (shown with optional stainless steel door panels) |
| Capacity | | | |
| Refrigerator | 11.7 cu ft | 11.7 cu ft | 5.76 cu ft |
| Freezer | 5.1 cu ft | 5.1 cu ft | 2.19 cu ft |
| Total | 16.8 cu ft | 16.8 cu ft | 8 cu ft |
| Energy Star certified | ● | ● | ● |
| Energy Star most efficient 2016 | ● | ● | ● |
| Energy usage (kWh per year) | 534 | 534 | 380 |
| Performance | | | |
| ActiveSmart™ Foodcare | ● | ● | |
| Refrigerator | | | |
| Ultra slim water dispenser | ● | | |
| Adjustable glass shelves | 3 | 3 | ● |
| Soft-close doors | ● | ● | ● |
| Fruit and vegetable bins | 2 | 2 | ● |
| Full width deli storage bin | 2 | 2 | ● |
| Adjustable door shelves | 6 | 6 | 3 |
| Covered door shelves | 2 | 2 | |
| Freezer | | | |
| Automatic ice maker | ● | ● | |
| Fast freeze | ● | ● | ● |
| Plastic bins | 2 | 2 | 3 |
| Accessories | | | |
| Stainless steel door panel set 80" - Left hand - Handles included | | RD3680L_UB (25247) (\$559) | RD2470BL (25383) (\$349) |
| Stainless steel door panel set 80" - Right hand - Handles included | RD3680RU_UB (25249) (\$759) | RD3680R_UB (25248) (\$559) | RD2470R (25282) (\$349) |
| Stainless steel door panel set 84" - Left hand - Handles included | | RD3684L_UB (25250) (\$559) | RD3684L UB (25250) (\$559) |
| Stainless steel door panel set 84" - Right hand - Handles included | RD3684RU_UB (25252) (\$759) | RD3684R_UB (25251) (\$500) | RD3684R UB (25251) (\$559) |
| Joiner kit (right and left hand paired models) | RS80 (24641) (\$269) | RS80 (24641) (\$269) | |
| Water filter | FWC3 (847200) (\$69) | | FWC1 (862288) |
| Warranty* | | | |
| Parts and labor | 2 years | 2 years | 2 years |
| Additional sealed system parts | 3 years | 3 years | 3 years |

INTEGRATED REFRIGERATION - BOTTOM MOUNT - ACCESSORIES

Contemporary Integrated Fridge Single Door Panels

| MODEL no. | RD3680L UB | RD3680R UB | RD3684L UB | RD3684R UB |
|-------------------|--|---|--|---|
| Price (UMRP) | \$559 | \$559 | \$559 | \$559 |
| SKU | 25247 | 25248 | 25250 | 25251 |
| Type of appliance | 80" Bottom Freezer Refrigerator Stainless Steel Door Panel Set Left Hand | 80" Bottom Freezer Refrigerator Stainless Steel Door Panel Set Right Hand | 84" Bottom Freezer Refrigerator Stainless Steel Door Panel Set Left Hand | 84" Bottom Freezer Refrigerator Stainless Steel Door Panel Set Right Hand |
| Finish | EZKleen stainless steel | EZKleen stainless steel | EZKleen stainless steel | EZKleen stainless steel |
| Dimensions | | | | |
| Top panel | D: 3/4" x W: 35 11/16" x H: 45 5/16" | D: 3/4" x W: 35 11/16" x H: 45 5/16" | D: 3/4" x W: 35 11/16" x H: 49 5/16" | D: 3/4" x W: 35 11/16" x H: 49 5/16" |
| Bottom panel | D: 3/4" x W: 35 11/16" x H: 28 3/8" - 30 3/8" | D: 3/4" x W: 35 11/16" x H: 28 3/8" - 30 3/8" | D: 3/4" x W: 35 11/16" x H: 28 3/8" - 30 3/8" | D: 3/4" x W: 35 11/16" x H: 28 3/8" - 30 3/8" |

| MODEL no. | RD3680RU UB | RD3684RU UB | RD2470BR | RD2470BL |
|-------------------|--|--|---|--|
| Price (UMRP) | \$759 | \$759 | \$349 | \$349 |
| SKU | 25249 | 25252 | 25382 | 25383 |
| Type of appliance | 80" Bottom Freezer Refrigerator Stainless Steel Door Panel Set for Ice & Water | 84" Bottom Freezer Refrigerator Stainless Steel Door Panel Set for Ice & Water | 24" Single Door Bottom Mount Integrated Refrigerator Right Hinge Door Panel | 24" Single Door Bottom Mount Integrated Refrigerator Left Hinge Door Panel |
| Finish | EZKleen stainless steel | EZKleen stainless steel | EZKleen stainless steel | EZKleen stainless steel |
| Dimensions | | | | |
| Top panel | D: 3/4" x W: 35 11/16" x H: 45 5/16" | D: 3/4" x W: 35 11/16" x H: 45 5/16" | D: 3/4" x W: 23 3/4" x H: 43 1/4" | |
| Bottom panel | D: 3/4" x W: 35 11/16" x H: 28 3/8" - 30 3/8" | D: 3/4" x W: 35 11/16" x H: 28 3/8" - 30 3/8" | D: 3/4" x W: 23 3/4" x H: 28 3/16" | |

Pro Integrated Fridge Single Door Panels

| MODEL no. | RD3680LC UB | RD3680RC UB | RD3680RUC UB | RD3684LC UB |
|-------------------|--|--|---|---|
| Price (UMRP) | \$669 | \$669 | \$869 | \$669 |
| SKU | 25363 | 25364 | 25365 | 25368 |
| Type of appliance | 36" Pro Integrated Single Door Bottom Mount 80" H Stainless Steel Unbranded Door Panel L Hinge | 36" Pro Integrated Single Door Bottom Mount 80" H Stainless Steel Unbranded Door Panel R Hinge | 36" Pro Integrated Single Door Bottom Mount 80" H Stainless Steel Unbranded Door Panel I&W **Required for RS36W80RU1** | 36" Pro Integrated Single Door Bottom Mount 84"H Stainless Steel Unbranded Door Panel L Hinge |
| Dimensions | D: 9" x W: 44" x H: 53" | D: 9" x W: 44" x H: 53" | D: 9" x W: 44" x H: 53" | D: 9" x W: 44" x H: 53" |

| MODEL no. | RD3684RC UB | RD3684RUC UB |
|-------------------|---|--|
| Price (UMRP) | \$669 | \$869 |
| SKU | 25369 | 25370 |
| Type of appliance | 36" Pro Integrated Single Door Bottom Mount 84"H Stainless Steel Unbranded Door Panel R Hinge | 36" Pro Integrated Single Door Bottom Mount 84"H Stainless Steel Unbranded Door Panel I&W **Required for RS36W80RU1** |
| Dimensions | D: 9" x W: 44" x H: 53" | D: 9" x W: 44" x H: 53" |

INTEGRATED REFRIGERATION - BOTTOM MOUNT - ACCESSORIES

Joiner Kits - For Columns

| | |
|--------------------------|--|
| MODEL no. | RS80 |
| Price (UMRP) | \$269 |
| SKU | 24641 |
| Type of accessory | 36" Integrated Single Door Bottom Mount Joiner Kit |

HANDLES

Contemporary Square Handle



| | | |
|------------------|--|---|
| MODEL no. | RS36W | AHD3-RD70B |
| SKU | 24639 (\$269) | 25384 (\$259) |
| Type | Contemporary Square 2 pc Handle Kit RS36W Bottom Mount | Contemporary Square 2 pc Handle Kit RB24 Bottom Mount |

Pro Square Handle



| | |
|------------------|--|
| MODEL no. | AHV2-RS36W |
| SKU | 24644 (\$369) |
| Type | Professional Square 2 pc Handle Kit RS36W Bottom Mount |

Contemporary Round Handle




| | | |
|------------------|---|--|
| MODEL no. | AHS-ASBI-B | AHS-RD70B |
| SKU | 25380 (\$269) | 25385 (\$259) |
| Type | Contemporary Round 2 pc Handle Kit RS36W Bottom Mount | Contemporary Round 2 pc Handle Kit RB24 Bottom Mount |

Pro Round Handle



| | |
|------------------|---|
| MODEL no. | RS36WC |
| SKU | 24640 (\$269) |
| Type | Professional Round 2 pc Handle Kit RS36W Bottom Mount |

INTEGRATED REFRIGERATION - FRENCH DOOR



| MODEL no. | RS36A72U1 N | RS36A72J1 N |
|------------------------------------|---|---|
| Price (UMRP) | \$4,549 | \$4,349 |
| SKU | 25076 | 25075 |
| Type of appliance | Integrated French Door Refrigerator with Ice & Water | Integrated French Door Refrigerator with Ice |
| Dimensions (excluding door panels) | D: 23 3/4" x W: 35 21/32" x H: 71 13/16" | D: 23 3/4" x W: 35 21/32" x H: 71 13/16" |
| Cabinetry cut-out dimensions | D: 25" x W: 36" x H: 72" | D: 25" x W: 36" x H: 72" |
| Finish | Panel ready (shown with optional stainless steel door panels) | Panel ready (shown with optional stainless steel door panels) |
| Capacity | | |
| Refrigerator | 11.7 cu ft | 11.7 cu ft |
| Freezer | 5.1 cu ft | 5.1 cu ft |
| Total | 16.8 cu ft | 16.8 cu ft |
| Energy Star certified | ● | ● |
| Energy usage (kWh per year) | 561 | 561 |
| Performance | | |
| ActiveSmart™ Foodcare | ● | ● |
| Refrigerator | | |
| Ultra slim water dispenser | ● | |
| Door alarm | ● | ● |
| Soft-close doors | ● | ● |
| Adjustable glass shelves | 3 | 3 |
| Fruit and vegetable bins | 2 | 2 |
| Full width deli storage bin | ● | ● |
| Adjustable door shelves | 6 | 6 |
| Covered door shelves | 2 | 2 |
| LED lighting | ● | ● |
| Freezer | | |
| Automatic ice maker | ● | ● |
| Fast freeze | ● | ● |
| Plastic bins | 2 | 2 |
| LED lighting | ● | ● |
| Door alarm | ● | ● |
| Accessories | | |
| Stainless steel door panel set 72" | RD3672U_UB (25218) (\$569) | RD3672U_UB (25217) (\$469) |
| Water filter | FWC3 (847200) | FWC3 (847200) |
| Warranty* | | |
| Parts and labor | 2 years | 2 years |
| Additional sealed system parts | 3 years | 3 years |

INTEGRATED REFRIGERATION - FRENCH DOOR



| MODEL no. | RS36A80U1 N | RS36A80J1 N |
|------------------------------------|---|---|
| Price (UMRP) | \$6,199 | \$5,999 |
| SKU | 25073 | 25074 |
| Type of appliance | Integrated French Door Refrigerator with Ice & Water | Integrated French Door Refrigerator with Ice |
| Dimensions (excluding door panels) | D: 23 3/4" x W: 35 21/32" x H: 79 27/32" | D: 23 3/4" x W: 35 21/32" x H: 79 27/32" |
| Cabinetry cut-out dimensions | D: 25" x W: 36" x H: 80" or 84" | D: 25" x W: 36" x H: 80" or 84" |
| Finish | Panel ready (shown with optional stainless steel door panels) | Panel ready (shown with optional stainless steel door panels) |
| Capacity | | |
| Refrigerator | 11.7 cu ft | 11.7 cu ft |
| Freezer | 5.1 cu ft | 5.1 cu ft |
| Total | 16.8 cu ft | 16.8 cu ft |
| Energy Star certified | ● | ● |
| Energy usage (kWh per year) | 561 | 561 |
| Performance | | |
| ActiveSmart™ Foodcare | ● | ● |
| Refrigerator | | |
| Ultra slim water dispenser | ● | |
| Door alarm | ● | ● |
| Soft-close doors | ● | ● |
| Adjustable glass shelves | 3 | 3 |
| Fruit and vegetable bins | 2 | 2 |
| Full width deli storage bin | ● | ● |
| Adjustable door shelves | 6 | 6 |
| Covered door shelves | 2 | 2 |
| LED lighting | ● | ● |
| Freezer | | |
| Automatic ice maker | ● | ● |
| Fast freeze | ● | ● |
| Plastic bins | 2 | 2 |
| LED lighting | ● | ● |
| Door alarm | ● | ● |
| Accessories | | |
| Stainless steel door panel set 80" | RD3680U_UB (25210) (\$969) | RD3680_UB (25209) (\$769) |
| Stainless steel door panel set 84" | RD3684U_UB (25220) (\$969) | RD3684_UB (25219) (\$769) |
| Water filter | FWC1 (842802) | FWC1 (842802) |
| Warranty* | | |
| Parts and labor | 2 years | 2 years |
| Additional sealed system parts | 3 years | 3 years |

INTEGRATED REFRIGERATION - FRENCH DOORS - ACCESSORIES

Contemporary Integrated Fridge French Door Panels

| MODEL no. | RD3672U UB | RD3672 UB | RD3680U UB | RD3680 UB |
|-------------------|--|--|--|--|
| Price (UMRP) | \$569 | \$469 | \$969 | \$769 |
| SKU | 25218 | 25217 | 25210 | 25209 |
| Type of appliance | 72" French Door Stainless Steel Door Panel Set for Ice & Water | 72" French Door Stainless Steel Door Panel Set | 80" French Door Stainless Steel Door Panel Set for Ice & Water | 80" French Door Stainless Steel Door Panel Set |
| Finish | EZKleen stainless steel | EZKleen stainless steel | EZKleen stainless steel | EZKleen stainless steel |
| Dimensions | | | | |
| Top panel | D: 3/4" x W: 17 3/4" x H: 44 7/32" | D: 3/4" x W: 17 3/4" x H: 44 7/32" | D: 3/4" x W: 17 3/4" x H: 45 9/32" | D: 3/4" x W: 17 3/4" x H: 45 9/32" |
| Bottom panel | D: 3/4" x W: 35 21/32" x H: 23 15/32" | D: 3/4" x W: 35 21/32" x H: 23 15/32" | D: 3/4" x W: 35 21/32" x H: 30 13/22" | D: 3/4" x W: 35 21/32" x H: 30 13/22" |

| MODEL no. | RD3684U UB | RD3684 UB |
|-------------------|--|--|
| Price (UMRP) | \$969 | \$769 |
| SKU | 25220 | 25219 |
| Type of appliance | 84" French Door Stainless Steel Door Panel Set for Ice & Water | 84" French Door Stainless Steel Door Panel Set |
| Finish | EZKleen stainless steel | EZKleen stainless steel |
| Dimensions | | |
| Top panel | D: 3/4" x W: 17 3/4" x H: 45 9/32" | D: 3/4" x W: 17 3/4" x H: 45 9/32" |
| Bottom panel | D: 3/4" x W: 35 21/32" x H: 30 13/22" | D: 3/4" x W: 35 21/32" x H: 30 13/22" |

Pro Integrated Fridge French Door Panels

| MODEL no. | RD3672C UB | RD3672CU UB | RD3680C UB | RD3680CU UB |
|-------------------|--|--|---|--|
| Price (UMRP) | \$579 | \$679 | \$879 | \$1,079 |
| SKU | 25360 | 25359 | 25361 | 25362 |
| Type of appliance | 36" Pro Integrated French Door 72" H Stainless Steel Unbranded Door Panel for RS36A72J | 36" Pro Integrated French Door 72" H Stainless Steel I&W Unbranded Door Panel **Required for RS36A72U1** | 36" Pro Integrated French Door 80" H Stainless Steel Unbranded Door Panel for RS36A80J1 | 36" Pro Integrated French Door 80" H Stainless Steel I&W Unbranded Door Panel **Required for RS36A80U1** |
| Finish | D: 9" x W: 44" x H: 53" | D: 9" x W: 44" x H: 53" | D: 9" x W: 44" x H: 53" | D: 9" x W: 44" x H: 53" |
| Dimensions | | | | |
| Top panel | D: 3/4" x W: 17 3/4" x H: 44 7/32" | D: 3/4" x W: 17 3/4" x H: 44 7/32" | D: 3/4" x W: 17 3/4" x H: 45 9/32" | D: 3/4" x W: 17 3/4" x H: 45 9/32" |
| Bottom panel | D: 3/4" x W: 35 21/32" x H: 23 15/32" | D: 3/4" x W: 35 21/32" x H: 23 15/32" | D: 3/4" x W: 35 21/32" x H: 30 13/22" | D: 3/4" x W: 35 21/32" x H: 30 13/22" |

| MODEL no. | RD3684C UB | RD3684CU UB |
|-------------------|--|--|
| Price (UMRP) | \$879 | \$1,079 |
| SKU | 25366 | 25367 |
| Type of appliance | 36" Pro Integrated French Door 84" H Stainless Steel Unbranded Door Panel for RS36A80J1" | 36" Pro Integrated French Door 84" H Stainless Steel I&W Unbranded Door Panel **Required for RS36A80U1** |
| Finish | D: 9" x W: 44" x H: 53" | D: 9" x W: 44" x H: 53" |
| Dimensions | | |
| Top panel | D: 3/4" x W: 17 3/4" x H: 45 9/32" | D: 3/4" x W: 17 3/4" x H: 45 9/32" |
| Bottom panel | D: 3/4" x W: 35 21/32" x H: 30 13/22" | D: 3/4" x W: 35 21/32" x H: 30 13/22" |

INTEGRATED REFRIGERATION - FRENCH DOOR - HANDLES



Contemporary Square Handle

| | |
|------------------|---|
| MODEL no. | RS36A |
| SKU | 24624 (\$319) |
| Type | Contemporary Square 3 pc Handle Kit RS36A French Door |



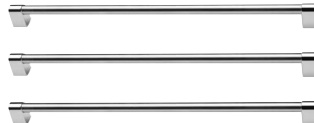
Contemporary Round Handle

| | |
|------------------|--|
| MODEL no. | AHS-ASBI-A |
| SKU | 25374 (\$319) |
| Type | Contemporary Round 3 pc Handle Kit RS36A French Door |



Pro Square Handle

| | |
|------------------|---|
| MODEL no. | AHV2-RS36A |
| SKU | 24643 (\$419) |
| Type | Professional Square 3 pc Handle Kit RS36A French Door |



Pro Round Handle

| | |
|------------------|--|
| MODEL no. | RS36AC |
| SKU | 24625 (\$419) |
| Type | Professional Round 3 pc Handle Kit RS36A French Door |

PROFESSIONAL FRENCH DOOR REFRIGERATORS



| MODEL no. | RF201ACJSX1 N | RF201ACUSX1 N |
|--|---|---|
| Price (UMRP) | \$3,199 | \$3,399 |
| SKU | 25371 | 25372 |
| Type of appliance | French Door Refrigerator | French Door Ice & Water Refrigerator |
| Dimensions (excluding handles) | D: 27 3/8" x W: 35 7/16" x H: 70 15/32" | D: 27 3/8" x W: 35 7/16" x H: 70 15/32" |
| Finish | Stainless steel | Stainless steel |
| Capacity | | |
| Refrigerator | 14.6 cu ft | 14.6 cu ft |
| Freezer | 5.5 cu ft | 5.5 cu ft |
| Total | 20.1 cu ft | 20.1 cu ft |
| Energy Star most efficient 2016 | ● | ● |
| Energy usage (kWh per year) | 532 | 532 |
| Performance | | |
| ActiveSmart™ Foodcare | ● | ● |
| Frost free freezer | ● | ● |
| Adaptive defrost | ● | ● |
| Humidity control system | ● | ● |
| Sabbath mode | ● | ● |
| Refrigerator | | |
| Ultra slim water dispenser | ● | |
| SmartTouch control panel | ● | ● |
| Door alarm | ● | ● |
| Soft-close doors | ● | ● |
| Adjustable glass shelves | 3 | 3 |
| Fruit and vegetable bins | 2 | 2 |
| Deli storage bins | 2 | 2 |
| Stackable bottle holders | 4 | 4 |
| Adjustable door shelves | 6 | 6 |
| Covered door shelves | 2 | 2 |
| LED lighting | ● | ● |
| Freezer | | |
| Automatic ice maker | ● | ● |
| Fast freeze | ● | ● |
| Bottle chill | ● | ● |
| LED lighting | ● | ● |
| Ice boost | ● | ● |
| Large plastic bin | ● | ● |
| Small plastic bins | 2 | 2 |
| Ice bin and scoop | ● | ● |
| Door alarm | ● | ● |
| Accessories | | |
| Water filter | FWC3 (847200) (\$69) | FWC3 (847200) (\$69) |
| Stainless steel surround kit (36" x 72") | KS-9017MX1 (24507) (\$279) | KS-9017MX1 (24507) (\$279) |
| Power requirements | 115V 60Hz - 10A | 115V 60Hz - 10A |
| Warranty* | | |
| Parts and labor | 2 years | 2 years |
| Additional sealed system parts only | 3 years | 3 years |

FRENCH DOOR REFRIGERATORS



| MODEL no. | RF201ADUSX5 N | RF170ADUSX4 N | RF201ADW5 N |
|---------------------------------|---|---|---|
| Price (UMRP) | \$2,949 | \$2,749 | \$2,499 |
| SKU | 25072 | 25065 | 25098 |
| Type of appliance | French Door Ice & Water Refrigerator | French Door Ice & Water Refrigerator | French Door Refrigerator |
| Dimensions (excluding handles) | D: 27 3/8" x W: 35 7/16" x H: 70 15/32" | D: 27 3/8" x W: 31 3/32" x H: 67 17/32" | D: 27 3/8" x W: 35 7/16" x H: 70 15/32" |
| Finish | EZKleen stainless steel flat door concealed hinge counter depth | EZKleen stainless steel flat door concealed hinge counter depth | White steel flat door concealed hinge counter depth |
| Capacity | | | |
| Refrigerator | 14.6 cu ft | 12.1 cu ft | 14.6 cu ft |
| Freezer | 5.5 cu ft | 4.8 cu ft | 5.5 cu ft |
| Total | 20.1 cu ft | 16.9 cu ft | 20.1 cu ft |
| Energy Star most efficient 2016 | ● | | ● |
| Energy usage (kWh per year) | 532 | 585 | 448 |
| Performance | | | |
| ActiveSmart™ Foodcare | ● | ● | ● |
| Humidity control system | ● | ● | ● |
| Refrigerator | | | |
| Ultra slim water dispenser | ● | ● | |
| SmartTouch control panel | ● | ● | ● |
| Door alarm | ● | ● | ● |
| Soft-close doors | ● | ● | |
| Adjustable glass shelves | 2 | 2 | 2 |
| Fruit and vegetable bins | 2 | 2 | 2 |
| Stackable bottle hold | 4 | 4 | 4 |
| Adjustable door shelves | 6 | 6 | 6 |
| Covered door shelves | 2 | 2 | 2 |
| LED light | ● | ● | ● |
| Deli storage bins | 2 | | 2 |
| Freezer | | | |
| Built-in ice maker | ● | ● | |
| Ice Boost | ● | ● | |
| Fast freeze | ● | ● | ● |
| Bottle chill | ● | ● | ● |
| Plastic bins | 3 | 2 | 2 |
| LED light | ● | | ● |
| Door alarm | ● | ● | ● |
| Accessories | | | |
| Water filter | FWC3 (847200) (\$69) | FWC3 (847200) (\$69) | |
| Stainless steel surround kit | SKU 24477 (\$399) | SKU 24478 (\$359) | |
| Warranty* | | | |
| Parts and labor | 2 years | 2 years | 2 years |
| Additional sealed system parts | 3 years | 3 years | 3 years |

FRENCH DOOR REFRIGERATORS



| MODEL no. | RF201ADX5 N | RF170ADX4 N | RF170ADW5 N |
|---------------------------------|---|---|---|
| Price (UMRP) | \$2,599 | 2,399 | \$2,249 |
| SKU | 25071 | 25066 | 25097 |
| Type of appliance | French Door Refrigerator | French Door Refrigerator | French Door Refrigerator |
| Dimensions (excluding handles) | D: 27 3/8" x W: 35 7/16" x H: 70 15/32" | D: 27 3/8" x W: 31 3/32" x H: 67 17/32" | D: 27 3/8" x W: 31 3/32" x H: 67 17/32" |
| Finish | EZKleen stainless steel flat door concealed hinge counter depth | EZKleen stainless steel flat door concealed hinge counter depth | White steel flat door concealed hinge counter depth |
| Capacity (net) | | | |
| Refrigerator | 14.6 cu ft | 12.1 cu ft | 12.1 cu ft |
| Freezer | 5.5 cu ft | 4.8 cu ft | 4.8 cu ft |
| Total | 20.1 cu ft | 16.9 cu ft | 16.9 cu ft |
| Energy Star most efficient 2016 | ● | | |
| Energy usage (kWh per year) | 448 | 501 | 501 |
| Performance | | | |
| ActiveSmart™ Foodcare | ● | ● | ● |
| Humidity control system | ● | ● | ● |
| Refrigerator | | | |
| SmartTouch control panel | ● | ● | ● |
| Door alarm | ● | ● | ● |
| Soft-close doors | | | |
| Adjustable glass shelves | 2 | 3 | 3 |
| Fruit and vegetable bins | 2 | 2 | 2 |
| Stackable bottle holders | 4 | 4 | 4 |
| Adjustable door shelves | 6 | 6 | 6 |
| Covered door shelves | 2 | 2 | 2 |
| LED light | ● | ● | ● |
| Deli storage bins | 2 | | |
| Freezer | | | |
| Fast freeze | ● | ● | ● |
| Bottle chill | ● | ● | ● |
| Large plastic bin | ● | ● | ● |
| Small plastic bins | ● | ● | ● |
| Ice tray | ● | 2 | 2 |
| LED light | ● | | |
| Door alarm | ● | ● | ● |
| Accessories | | | |
| Stainless steel surround kit | SKU 24477 (\$399) | SKU 24478 (\$359) | |
| Warranty* | | | |
| Parts and labor | 2 years | 2 years | 2 years |
| Additional sealed system parts | 3 years | 3 years | 3 years |

FRENCH DOOR REFRIGERATORS



| MODEL no. | RF201ADUSB5 | RF170ADUSB5 |
|--------------------------------|---|---|
| Price (UMRP) | \$3,149 | \$2,949 |
| SKU | 25608 | 25606 |
| Type of appliance | French Door Ice & Water Refrigerator | French Door Ice & Water Refrigerator |
| Dimensions (excluding handles) | D: 27 3/8" x W: 35 7/16" x H: 70 15/32" | D: 27 3/8" x W: 31 3/32" x H: 67 17/32" |
| Unpacked weight (kg) | 124.7 | 100 |
| Finish | EZKleen black stainless steel flat door concealed hinge counter depth | EZKleen black stainless steel flat door concealed hinge counter depth |
| Capacity | | |
| Refrigerator | 14.6 cu ft | 12.1 cu ft |
| Freezer | 5.5 cu ft | 4.8 cu ft |
| Total gross capacity | 20.1 cu ft | 16.9 cu ft |
| Energy Star most efficient | ● | |
| Energy usage (kWh per year) | 532 | 585 |
| Performance | | |
| ActiveSmart™ technology | ● | ● |
| Frost free freezer | ● | ● |
| Adaptive defrost | ● | ● |
| Inverter controlled compressor | ● | ● |
| Humidity control system | ● | ● |
| Sabbath mode | ● | ● |
| Refrigerator | | |
| Ultra slim water dispenser | ● | |
| SmartTouch control panel | ● | ● |
| Door alarm | ● | ● |
| Soft-close doors | ● | ● |
| Adjustable glass shelves | 3 | 3 |
| Fruit and vegetable bins | 2 | 2 |
| Stackable bottle holders | 4 | 4 |
| Adjustable door shelves | 6 | 6 |
| LED lighting | ● | ● |
| Deli storage bins | 2 | 2 |
| Freezer | | |
| Ice boost | ● | ● |
| Fast freeze | ● | ● |
| Bottle chill | ● | ● |
| Automatic ice maker | ● | ● |
| Large plastic bin | ● | ● |
| Small plastic bins | 2 | 2 |
| Ice bin and scoop | ● | ● |
| LED lighting | ● | ● |
| Door alarm | ● | ● |
| Accessories | | |
| Water filter | FWC3 (847200) (\$69) | FWC3 (847200) (\$69) |
| Warranty* | | |
| Parts and labor | 2 years | 2 years |
| Additional sealed system parts | 5 years | 5 years |

FRENCH DOOR REFRIGERATORS



| MODEL no. | RF135BDRX4 N / RF135BDLX4 N | RF135BRPJX6 N / RF135BLPJX6 N | RF135BRPX6 N / RF135BLPX6 N |
|--|---|---|---|
| Price (UMRP) | \$1,949 | \$2,049 | \$2,249 |
| SKU | 25061 / 25064 | 25110 / 25111 | 25108 / 25109 |
| Type of appliance | Bottom Freezer Refrigerator | French Door Refrigerator | French Door Refrigerator |
| Dimensions (excluding handles) | D: 27 3/8" x W: 25" x H: 67 17/32" | D: 27 3/8" x W: 25" x H: 67 3/4" | D: 27 3/8" x W: 25" x H: 67 3/4" |
| Finish | EZKleen stainless steel flat door concealed hinge counter depth | EZKleen stainless steel flat door concealed hinge counter depth | EZKleen stainless steel flat door concealed hinge counter depth |
| Capacity (gross) | | | |
| Refrigerator | 9.6 cu ft | 9.5 cu ft | 9.5 cu ft |
| Freezer | 3.8 cu ft | 3.9 cu ft | 3.9 cu ft |
| Total | 13.4 cu ft | 13.4 cu ft | 13.4 cu ft |
| Energy usage (kWh per year) | 461 | 461 | 461 |
| Performance | | | |
| ActiveSmart™ Foodcare | ● | ● | ● |
| Humidity control system | ● | ● | ● |
| Refrigerator | | | |
| SmartTouch control panel | ● | ● | ● |
| Door alarm | ● | ● | ● |
| Soft-close doors | | | |
| Adjustable glass shelves | 3 | 3 | 3 |
| Fruit and vegetable bins | 2 | 2 | 2 |
| Stackable bottle holders | 2 | 2 | |
| Door shelves | 6 | 6 | 6 |
| LED light | ● | ● | ● |
| Freezer | | | |
| Fast freeze | ● | ● | ● |
| Bottle chill | ● | ● | ● |
| Plastic bins | 3 | 3 | 3 |
| Center roll out tray | ● | ● | ● |
| Door alarm | ● | ● | ● |
| Accessories | | | |
| Stainless steel surround kit (Left hand hinge/Right hand hinge) | 24468 (\$279) / 24469 (\$279) | 24468 (\$279) / 24469 (\$279) | 24468 (\$279) / 24469 (\$279) |
| Stainless steel surround kit Pigeon pair (two appliances joined) | 24470 (\$299) | 24470 (\$299) | 24470 (\$299) |
| Joiner kit | 819264 (\$89) | 819264 (\$89) | 819264 (\$89) |
| Warranty* | | | |
| Parts and labor | 2 years | 2 years | 2 years |
| Additional sealed system parts | 3 years | 3 years | 3 years |

BOTTOM FREEZER REFRIGERATORS





| MODEL no. | RF170WDRUX5 N / RF170WDLUX5 N | RF170BRPUX6 N / RF170BLPUX6 N |
|--|---|---|
| Price (UMRP) | \$2,599 | \$2,349 |
| SKU | 25069 / 25067 | 25103 / 25104 |
| Type of appliance | Bottom Freezer Ice & Water Refrigerator | Bottom Freezer Ice & Water Refrigerator |
| Dimensions (excluding handles) | D: 27 3/8" x W: 31 3/32" x H: 67 17/32" | D: 27 3/8" x W: 31 1/8" x H: 67 3/4" |
| Finish | EZKleen stainless steel flat door concealed hinge counter depth | EZKleen stainless steel flat door pocket handle counter depth |
| Capacity | | |
| Refrigerator | 12.3 cu ft | 12.3 cu ft |
| Freezer | 4.8 cu ft | 5.2 cu ft |
| Total | 17.1 cu ft | 17.5 cu ft |
| Energy Star certified | ● | ● |
| Energy usage (kWh per year) | 535 | 538 |
| Performance | | |
| ActiveSmart™ Foodcare | ● | ● |
| Humidity control system | ● | ● |
| Refrigerator | | |
| Ultra slim water dispenser | ● | ● |
| SmartTouch control panel | ● | ● |
| Door alarm | ● | ● |
| Soft-close doors | | |
| Adjustable glass shelves | 3 | 3 |
| Fruit and vegetable bins | 2 | 2 |
| Adjustable door shelves | 4 | 4 |
| Covered door shelves | 2 | 2 |
| LED light | ● | ● |
| Freezer | | |
| Built-in ice maker | ● | ● |
| Ice Boost | ● | ● |
| Fast freeze | ● | ● |
| Bottle chill | ● | ● |
| Plastic bin | 3 | 3 |
| Door alarm | ● | ● |
| Accessories | | |
| Water filter | FWC3 (847200) (\$69) | FWC3 (847200) (\$69) |
| Stainless steel surround kit (Left hand hinge/Right hand hinge) | 24474 (\$359) | |
| Stainless steel surround kit Pigeon pair (two appliances joined) | 24476 (\$379) | |
| Joiner kit | 819264 (\$99) | |
| Warranty* | | |
| Parts and labor | 2 years | 2 years |
| Additional sealed system parts | 3 years | 3 years |

BOTTOM FREEZER REFRIGERATORS



| MODEL no. | RF135BDRUX4 N / RF135BDLUX4 N | RF170WDRX5 N / RF170WDLX5 N |
|---|--|--|
| Price (UMRP) | \$2,249 | \$2,299 |
| SKU | 25063 / 25062 | 25070 / 25068 |
| Type of appliance | Bottom Freezer Ice & Water Refrigerator | Bottom Freezer Refrigerator |
| Dimensions (excluding handles) | D: 27 3/8" x W: 25" x H: 67 17/32" | D: 27 3/8" x W: 31 3/32" x H: 67 17/32" |
| Finish | EZKleen stainless steel flat door concealed hinge counter depth | EZKleen stainless steel flat door concealed hinge counter depth |
| Capacity | | |
| Refrigerator | 9.6 cu ft | 12.3 cu ft |
| Freezer | 3.8 cu ft | 4.8 cu ft |
| Total | 13.4 cu ft | 17.1 cu ft |
| Energy Star certified | ● | ● |
| Energy usage (kWh per year) | 545 | 452 |
| Performance | | |
| ActiveSmart™ Foodcare | ● | ● |
| Humidity control system | ● | ● |
| Refrigerator | | |
| SmartTouch control panel | ● | ● |
| Ultra slim water dispenser | ● | |
| Door alarm | ● | ● |
| Soft-close doors | | |
| Adjustable glass shelves | 3 | 3 |
| Fruit and vegetable bins | 2 | 2 |
| Adjustable door shelves | 2 | 4 |
| Covered door shelves | 2 | 2 |
| LED light | ● | ● |
| Freezer | | |
| Built-in ice maker | ● | |
| Ice Boost | ● | |
| Ice tray | | ● |
| Fast freeze | ● | ● |
| Bottle chill | ● | ● |
| Plastic bin | 3 | 3 |
| Center roll out tray | ● | ● |
| Door alarm | ● | ● |
| Accessories | | |
| Water filter | FWC3 (847200) (\$69) | FWC3 (847200) (\$69) |
| Stainless steel surround kit (Left hand hinge/Right hand hinge) | 24468 (\$279) / 24469 (\$279) | 24474 (\$359) |
| Stainless steel surround kit Pigeon pair (two appliances joined) | 24470 (\$299) | 24476 (\$379) |
| Joiner kit | 819264 (\$89) | 819264 (\$89) |
| Warranty* | | |
| Parts and labor | 2 years | 2 years |
| Additional sealed system parts | 3 years | 3 years |

BOTTOM FREEZER REFRIGERATORS



| MODEL no. | RF170BRPX6 N / RF170BLPX6 N | RF170BRPW6 N / RF170BLPW6 N | E522BRWFD5 N |
|---|---|---|---|
| Price (UMRP) | \$2,099 | \$1,999 | \$1,949 |
| SKU | 25101 / 25102 | 25099 / 25100 | 25096 |
| Type of appliance | Bottom Freezer Refrigerator | Bottom Freezer Refrigerator | Bottom Freezer Refrigerator |
| Dimensions (excluding handles) | D: 27 3/8" x W: 31 1/8" x H: 67 3/4" | D: 27 3/8" x W: 31 1/8" x H: 67 3/4" | D: 27 3/8" x W: 31 1/8" x H: 67 1/2" |
| Finish | EZKleen stainless steel flat door pocket handle counter depth | White steel flat door pocket handle counter depth | White flat steel door concealed hinge counter depth |
| Capacity | | | |
| Refrigerator | 12.3 cu ft | 12.3 cu ft | 12.3 cu ft |
| Freezer | 5.2 cu ft | 5.2 cu ft | 5.2 cu ft |
| Total | 17.5 cu ft | 17.5 cu ft | 17.5 cu ft |
| Energy Star certified | ● | ● | ● |
| Energy usage (kWh per year) | 454 | 454 | 454 |
| Performance | | | |
| ActiveSmart™ Foodcare | ● | ● | ● |
| Humidity control system | ● | ● | ● |
| Refrigerator | | | |
| SmartTouch control panel | ● | ● | ● |
| Door alarm | ● | ● | ● |
| Soft-close doors | | | |
| Adjustable glass shelves | 3 | 3 | 3 |
| Fruit and vegetable bins | 2 | 2 | 2 |
| Door shelves | 6 | 6 | 6 |
| LED light | ● | ● | ● |
| Freezer | | | |
| Ice tray | | | ● |
| Ice Boost | ● | ● | |
| Fast freeze | ● | ● | ● |
| Bottle chill | ● | ● | ● |
| Plastic bin | 3 | 3 | 3 |
| Center roll out tray | | ● | ● |
| Door alarm | ● | ● | ● |
| Accessories | | | |
| Stainless steel surround kit (Left hand hinge/Right hand hinge) | ● | | |
| Warranty* | | | |
| Parts and labor | 2 years | 2 years | 2 years |
| Additional sealed system parts | 3 years | 3 years | 3 years |

BOTTOM FREEZER REFRIGERATORS



| | |
|--------------------------------|---|
| MODEL no. | RF170WDRUB5 |
| Price (UMRP) | \$2,799 |
| SKU | 25607 |
| Type of appliance | Bottom Freezer Ice & Water Refrigerator |
| Dimensions (excluding handles) | D: 27 3/8" x W: 31 3/32" x H: 67 1/2" |
| Finish | EZKleen black stainless steel flat door concealed hinge counter depth |
| Capacity (gross) | |
| Refrigerator | 12.3 cu ft |
| Freezer | 4.8 cu ft |
| Total | 17.1 cu ft |
| Energy Star certified | ● |
| Energy usage (kWh per year) | 535 |
| Performance | |
| ActiveSmart™ technology | ● |
| Frost free freezer | ● |
| Adaptive defrost | ● |
| Inverter controlled compressor | ● |
| Humidity control system | ● |
| Sabbath mode | ● |
| Refrigerator | |
| Ultra slim water dispenser | ● |
| SmartTouch control panel | ● |
| Door alarm | ● |
| Soft-close doors | |
| Adjustable glass shelves | 3 |
| Fruit and vegetable bins | 2 |
| Stackable bottle holders | 4 |
| Adjustable door shelves | 4 |
| Covered door shelves | 2 |
| LED lighting | ● |
| Freezer | |
| Ice boost | ● |
| Fast freeze | ● |
| Bottle chill | ● |
| Automatic ice maker | ● |
| Large plastic bin | ● |
| Small plastic bins | 2 |
| Ice bin and scoop | ● |
| Door alarm | ● |
| Accessories | |
| Water filter | FWC3 (847200) (\$69) |
| Power requirements | |
| Supply voltage | 110-120VAC 60Hz |
| Supply current | 3.5A |

REFRIGERATORS ACCESSORIES

| HANDLE KITS | Model no. | SKU |
|--|------------------|---------------|
| Contemporary Round 2 pc Handle Kit RF135 Bottom Mount | AHS-RF-442 | 25378 (\$269) |
| Contemporary Round 2 pc Handle Kit RF170W Bottom Mount | AHS-RF-522W | 25379 (\$269) |
| Contemporary Round 3 pc Handle Kit RF170A French Door | AHS-RF-522A | 25376 (\$319) |
| Professional Square 3 pc Handle Kit RF201 French Door | AHV2-RF201AC | 24642 (\$419) |
| Contemporary Round 3 pc Handle Kit RF201 French Door | AHS-RF-610 | 25377 (\$319) |

| Surround Kit | Model no. | SKU |
|---|------------------|---------------|
| Surround Kit - E522B and RF170W Left and right concealed hinge joined | 790X2 | 24476 (\$409) |
| Surround Kit - RF135 Left and right hinge joined | 635X2 | 24470 (\$319) |
| Surround Kit - RF201 French Door | KS-9018CX1 | 24477 (\$429) |

| Joiner Kit | Model no. | SKU |
|--------------------------------------|------------------|---------------|
| Silver Joiner Kit - RF170W and RF135 | AJ-RF17W | 819263 (\$99) |
| Silver Joiner Kit - RF170W and RF135 | AJ-RF17X | 819264 (\$99) |

| Water Filter | Model no. | SKU |
|--|------------------|---------------|
| Freestanding Refrigerators (Compatible with RF170, RF201, RF135) | FWC2 | 836848 (\$69) |
| Refrigerator Models (Compatible with RS36, RF170, RF201, RF135) | FWC3 | 847200 (\$69) |

| Miscellaneous Accessories | Model no. | SKU |
|----------------------------------|------------------|---------------|
| Euro Cloth - Cleaning cloth | ECLTH1 | 60201 (\$25) |
| DishDrawer hose extension | KD-DDEXT1 | 525798 (\$49) |

PROFESSIONAL DUAL FUEL RANGES



| Model no. (Natural/LP) | RHV3-484-N / RHV3-484-L | RDV3-488-N / RDV3-488-L |
|---|--|--|
| Price (UMRP) | \$12,999 | \$11,499 |
| SKU (Natural/LP) | 81890 / 81891 | 81896 / 81897 |
| Type of appliance | Dual Fuel Range, 48", 4 Burners with 4 Induction Zones | Dual Fuel Range, 48", 8 Burners |
| Dimensions | D: 29 1/8" x W: 47 7/8" x H: 35 3/4" - 36 3/4" | D: 29 1/8" x W: 47 7/8" x H: 35 3/4" - 36 3/4" |
| Finish | Stainless steel | Stainless steel |
| Total oven capacity | 6.9 cu ft | 6.9 cu ft |
| Cooktop features | Combination | Combination |
| Sealed, Dual Flow Burners™ | 4 | 8 |
| Simmer on all Burners | 140°F | 140°F |
| Total Cooktop Power BTU | 79,000 | 158,000 |
| Center Cooktop/s Power BTU | | |
| Front Cooktop/s Power BTU | 23,500 (Left) 18,500 (Right) | 23,500 (Left, Right) 18,500 (Center x2) |
| Back Cooktop/s Power BTU | 18,500 (Left) 18,500 (Right) | 18,500 (Left, Center x2, Right) |
| Front Cooktop/s Power Induction | 2,100W (3,700W*) (Left & Right) | |
| Back Cooktop/s Power Induction | 2,100W (3,700W*) (Left & Right) | |
| Giddle Power | | |
| Grill Power | | |
| Dishwasher proof trivets | ● | ● |
| Vent trim included | Flat Vent Trim | Flat Vent Trim |
| Main oven features | Electric | Electric |
| Capacity total (AHAM) | 4.8 cu ft | 4.8 cu ft |
| Self Cleaning | ● | ● |
| Bake | 4600W | 4600W |
| Broil | 4000W | 4000W |
| True convection | 2500W | 2500W |
| Shelf positions | 5 | 5 |
| Full extension telescopic racks | 2 | 2 |
| Large broil pan | ● | ● |
| Main oven functions | 15 | 15 |
| Secondary oven features | Electric | Electric |
| Capacity total (AHAM) | 2.1 cu ft | 2.1 cu ft |
| Bake | 2450W | 2450W |
| Broil | 3600W | 3600W |
| Shelf positions | 5 | 5 |
| 3/4 Extension racks | 2 | 2 |
| Secondary oven functions | 11 | 11 |
| Optional square handle accessory | AH-R48 / 71107 (\$419) | AH-R48 / 71107 (\$419) |
| Power requirements | 4 wire | 4 wire |
| Supply voltage | 120 / 240V | 120 / 240V |
| Supply frequency | 60Hz | 60Hz |
| Rated current | 50A | 50A |
| Warranty | Limited 2 Years Parts and Labor | Limited 2 Years Parts and Labor |

PROFESSIONAL DUAL FUEL RANGES



| Model no. (Natural/LP) | RDV3-485GD-N / RDV3-485GD-L | RIV3-365 | RIV3-304 |
|---|--|--|--|
| Price (UMRP) | \$12,499 | \$8,999 | \$6,499 |
| SKU (Natural/LP) | 81894 / 81895 | 81892 | 81893 |
| Type of appliance | Dual Fuel Range, 48", 5 Burners with Griddle | Induction Range, 36", 5 Zones | Induction Range, 30", 4 Zones |
| Dimensions | D: 29 1/8" x W: 47 7/8" x H: 35 3/4" - 36 3/4" | D: 29 1/8" x W: 35 7/8" x H: 35 3/4" - 36 3/4" | D: 29 1/8" x W: 29 7/8" x H: 35 3/4" - 36 3/4" |
| Finish | Stainless steel | Stainless steel | Stainless steel |
| Total oven capacity | 6.9 cu ft | 4.8 cu ft | 4 cu ft |
| Cooktop features | Combination | Induction | Induction |
| Sealed, Dual Flow Burners™ | 5 | 5 | 5 |
| Simmer on all Burners | 140°F | 111°F | 111°F |
| Total Cooktop Power BTU | 121,500 | | |
| Center Cooktop/s Power BTU | 23,500 | 1,850 / 2,600 | |
| Front Cooktop/s Power BTU | 18,500 (Left) 18,500 (Right) | 2,100 | 1,400 (Left) 2,100 (Right) |
| Back Cooktop/s Power BTU | 18,500 (Left) 18,500 (Right) | 2,100 | 2,600 (Left) 2,100 (Right) |
| Center Cooktop/s Power Induction | | 1850/2600W (3000W*/5500W*) | |
| Front Cooktop/s Power Induction | | 2,100W (3,700W*) (Left & Right) | 1400 W (2200 W*) (Left) / 2100W (3700W*) (Right) |
| Back Cooktop/s Power Induction | | 2,100W (3,700W*) (Left & Right) | 2600W (3700W*) (Left) / 2100W (3700W*) (Right) |
| Griddle Power | 24,000 | | |
| Dishwasher proof trivets | ● | ● | |
| Vent trim included | Flat Vent Trim | | |
| *Maximum power output when set for PowerBoost | | | |
| Main oven features | Electric | Electric | Electric |
| Capacity total (AHAM) | 4.8 cu ft | 4.8 cu ft | 4.8 cu ft |
| Self Cleaning | ● | ● | ● |
| Bake | 4600W | 4600W | 3500W |
| Broil | 4000W | 4000W | 4000W |
| True convection | 2500W | 2500W | 2500W |
| Shelf positions | 5 | 5 | 5 |
| Full extension telescopic racks | 2 | 2 | 2 |
| Large broil pan | ● | ● | |
| Main oven functions | 15 | 15 | 15 |
| Secondary oven features | Electric | | |
| Capacity total (AHAM) | 2.1 cu ft | | |
| Bake | 2450W | | |
| Broil | 3600W | | |
| Shelf positions | 5 | | |
| 3/4 Extension racks | 2 | | |
| Secondary oven functions | 11 | | |
| Optional square handle accessory | AH-R48 / 71107 (\$419) | AH-R36 / 71108 (\$209) | AH-R30 / 71109 (\$209) |
| Power requirements | 4 wire | 4 wire | 4 wire |
| Supply voltage | 120 / 240V | 120 / 240V | 120 / 240V |
| Supply frequency | 60Hz | 60Hz | 60Hz |
| Rated current | 50A | 30A | 30A |
| Warranty | Limited 2 Years Parts and Labor | Limited 2 Years Parts and Labor | Limited 2 Years Parts and Labor |

PROFESSIONAL DUAL FUEL RANGES



| Model no. (Natural/LP) | RDV3-366-N / RDV3-366-L | RDV3-304-N / RDV3-304-L |
|---|--|--|
| Price (UMRP) | \$8,499 | \$5,999 |
| SKU (Natural/LP) | 81898 / 81899 | 81900 / 81901 |
| Type of appliance | Dual Fuel Range, 36", 6 Burners | Dual Fuel Range, 30", 4 Burners |
| Dimensions | D: 29 1/8" x W: 35 7/8" x H: 35 3/4" - 36 3/4" | D: 29 1/8" x W: 29 7/8" x H: 35 3/4" - 36 3/4" |
| Finish | Stainless steel | Stainless steel |
| Total oven capacity | 4.8 cu ft | 4 cu ft |
| Cooktop features | Gas | Gas |
| Sealed, Dual Flow Burners™ | 6 | 4 |
| Simmer on all Burners | 140°F | 140°F |
| Total Cooktop Power BTU | 121,000 | 78,000 |
| Center Cooktop/s Power BTU | | |
| Front Cooktop/s Power BTU | 23,500 (Left, Right) 18,500 (Center) | 22,500 (Left) 18,500 (Right) |
| Back Cooktop/s Power BTU | 18,500 (Left, Center, Right) | 18,500 (Left) 18,500 (Right) |
| Griddle Power | | |
| Grill Power | | |
| Dishwasher proof trivets | ● | ● |
| Vent trim included | Flat Vent Trim | Flat Vent Trim |
| Main oven features | Electric | Electric |
| Capacity total (AHAM) | 4.8 cu ft | 4 cu ft |
| Self Cleaning | ● | ● |
| Bake | 4600W | 3500W |
| Broil | 4000W | 4000W |
| True convection | 2500W | 2500W |
| Shelf positions | 5 | 5 |
| Full extension telescopic racks | 2 | 2 |
| Large broil pan | ● | ● |
| Main oven functions | 15 | 15 |
| Optional square handle accessory | AH-R36 / 71108 (\$209) | AH-R30 / 71109 (\$209) |
| Power requirements | 4 wire | 4 wire |
| Supply voltage | 120 / 240V | 120 / 240V |
| Supply frequency | 60Hz | 60Hz |
| Rated current | 30A | 30A |
| Warranty | Limited 2 Years Parts and Labor | Limited 2 Years Parts and Labor |

PROFESSIONAL DUAL FUEL RANGES



| Model no. (Natural/LP) | RDV2-488N N / RDV2-488L N | RDV2-485GDN N / RDV2-485GDL N |
|---|--|--|
| Price (UMRP) | | |
| SKU (Natural/LP) | 71366 / 71367 | 71360 / 71361 |
| Type of appliance | 48" Dual Fuel Range: 8 Burners | 48" Dual Fuel Range: 5 Burners with Griddle |
| Dimensions | D: 29 1/8" x W: 47 7/8" x H: 35 3/4" - 36 3/4" | D: 29 1/8" x W: 47 7/8" x H: 35 3/4" - 36 3/4" |
| Finish | Stainless steel | Stainless steel |
| Total oven capacity | 4.8 + 2.1 cu ft | 4.8 + 2.1 cu ft |
| Cooktop features | Natural Gas | Natural Gas |
| Sealed, Dual Flow Burners™ | 8 | 5 |
| Simmer on all Burners | 140°F | 140°F |
| Total Cooktop Power BTU | 158,000 | 121,500 |
| Center Cooktop/s Power BTU | | 23,500 |
| Front Cooktop/s Power BTU | 23,500 (Left, Right) 18,500 (Center x2) | 18,500 (Left, Right) |
| Back Cooktop/s Power BTU | 18,500 (Left, Center x2, Right) | 18,500 (Left, Right) |
| Griddle Power | | 24,000 |
| Dishwasher proof trivets | ● | ● |
| Vent trim included | Flat Vent Trim | Flat Vent Trim |
| Main oven features | Electric | Electric |
| Capacity total (AHAM) | 4.8 cu ft | 4.8 cu ft |
| Self Cleaning | ● | ● |
| Bake | 4600W | 4600W |
| Broil | 4000W | 4000W |
| True convection | 2500W | 2500W |
| Shelf positions | 5 | 5 |
| Full extension telescopic racks | 3 | 3 |
| Large broil pan | ● | ● |
| Main oven functions | 6 - Bake, Convection bake, Broil, Convection broil, True convection, Clean | 6 - Bake, Convection bake, Broil, Convection broil, True convection, Clean |
| Secondary oven features | Electric | Electric |
| Capacity total (AHAM) | 2.1 cu ft | 2.1 cu ft |
| Bake | 2450W | 2450W |
| Broil | 3600W | 3600W |
| Shelf positions | 5 | 5 |
| 3/4 Extension racks | 2 | 2 |
| Secondary oven functions | 3 - Bake, Broil, Proof | 3 - Bake, Broil, Proof |
| Optional square handle accessory | AH-R48 / 71107 (\$419) | AH-R48 / 71107 (\$419) |
| Power requirements | 4 wire | 4 wire |
| Supply voltage | 120 / 240V | 120 / 240V |
| Supply frequency | 60Hz | 60Hz |
| Rated current | 50A | 50A |
| Warranty | Limited 2 Years Parts and Labor | Limited 2 Years Parts and Labor |

PROFESSIONAL DUAL FUEL RANGES



| Model no. (Natural/LP) | RDV2-486GDN N / RDV2-486GDL N | RDV2-486GLN N / RDV2-486GLL N |
|--|--|--|
| Price (UMRP) | | |
| SKU (Natural/LP) | 71362 / 71363 | 71364 / 71365 |
| Type of appliance | 48" Dual Fuel Range: 6 Burners with Griddle | 48" Dual Fuel Range: 6 Burners with Grill |
| Dimensions | D: 29 1/8" x W: 47 7/8" x H: 35 3/4" - 36 3/4" | D: 29 1/8" x W: 47 7/8" x H: 35 3/4" - 36 3/4" |
| Finish | Stainless steel | Stainless steel |
| Total oven capacity | 4.8 + 2.1 cu ft | 4.8 + 2.1 cu ft |
| Cooktop features | Natural Gas | Natural Gas |
| Sealed, Dual Flow Burners™ | 6 | 6 |
| Simmer on all Burners | 140°F | 140°F |
| Total Cooktop Power BTU | 134,000 | 128,000 |
| Front Cooktop/s Power BTU | 23,500 (Left) 18,500 (Center, Right) | 23,500 (Left) 18,500 (Center, Right) |
| Back Cooktop/s Power BTU | 18,500 (Left, Center, Right) | 18,500 (Left, Center, Right) |
| Griddle Power | 18,000 | |
| Grill Power | | 12,000 |
| Dishwasher proof trivets | ● | ● |
| Grease Management System™ Grease Channeling Technology | | ● |
| Vent trim included | Flat Vent Trim | Flat Vent Trim |
| Main oven features | Electric | Electric |
| Capacity total (AHAM) | 4.8 cu ft | 4.8 cu ft |
| Self Cleaning | ● | ● |
| Bake | 4600W | 4600W |
| Broil | 4000W | 4000W |
| True convection | 2500W | 2500W |
| Shelf positions | 5 | 5 |
| Full extension telescopic racks | 3 | 3 |
| Large broil pan | ● | ● |
| Main oven functions | 6 - Bake, Convection bake, Broil, Convection broil, True convection, Clean | 6 - Bake, Convection bake, Broil, Convection broil, True convection, Clean |
| Secondary oven features | Electric | Electric |
| Capacity total (AHAM) | 2.1 cu ft | 2.1 cu ft |
| Bake | 2450W | 2450W |
| Broil | 3600W | 3600W |
| Shelf positions | 5 | 5 |
| 3/4 Extension racks | 2 | 2 |
| Secondary oven functions | 3 - Bake, Broil, Proof | 3 - Bake, Broil, Proof |
| Optional square handle accessory | AH-R48 / 71107 (\$419) | AH-R48 / 71107 (\$419) |
| Power requirements | 4 wire | 4 wire |
| Supply voltage | 120 / 240V | 120 / 240V |
| Supply frequency | 60Hz | 60Hz |
| Rated current | 50A | 50A |
| Warranty | Limited 2 Years Parts and Labor | Limited 2 Years Parts and Labor |

PROFESSIONAL DUAL FUEL RANGES



| Model no. (Natural/LP) | RDV2-364GDN N / RDV2-364GDL N | RDV2-366N N / RDV2-366L N |
|---|--|--|
| Price (UMRP) | | |
| SKU (Natural/LP) | 71368 / 71369 | 71370 / 71371 |
| Type of appliance | 36" Dual Fuel Range: 4 Burners with Griddle | 36" Dual Fuel Range: 6 Burners |
| Dimensions | D: 29 1/8" x W: 35 7/8" x H: 35 3/4" - 36 3/4" | D: 29 1/8" x W: 35 7/8" x H: 35 3/4" - 36 3/4" |
| Finish | Stainless steel | Stainless steel |
| Total oven capacity | 4.8 cu ft | 4.8 cu ft |
| Cooktop features | Natural Gas | Natural Gas |
| Sealed, Dual Flow Burners™ | 4 | 6 |
| Simmer on all Burners | 140°F | 140°F |
| Total Cooktop Power BTU | 97,000 | 121,500 |
| Front Cooktop/s Power BTU | 23,500 (Left) 18,500 (Left, Right) | 23,500 (Left) 18,500 (Left, Center, Right) |
| Back Cooktop/s Power BTU | 18,500 (Right) | 18,500 (Left, Center, Right) |
| Griddle Power | 18,000 | |
| Dishwasher proof trivets | ● | ● |
| Vent trim included | Flat Vent Trim | Flat Vent Trim |
| Main oven features | Electric | Electric |
| Capacity total (AHAM) | 4.8 cu ft | 4.8 cu ft |
| Self Cleaning | ● | ● |
| Bake | 4600W | 4600W |
| Broil | 4000W | 4000W |
| True convection | 2500W | 2500W |
| Shelf positions | 5 | 5 |
| Full extension telescopic racks | 3 | 3 |
| Large broil pan | Large | Large |
| Main oven functions | 6 - Bake, Convection bake, Broil, Convection broil, True convection, Clean | 6 - Bake, Convection bake, Broil, Convection broil, True convection, Clean |
| Optional square handle accessory | AH-R36 / 71108 (\$209) | AH-R36 / 71108 (\$209) |
| Power requirements | 4 wire | 4 wire |
| Supply voltage | 120 / 240V | 120 / 240V |
| Supply frequency | 60Hz | 60Hz |
| Rated current | 50A | 50A |
| Warranty | Limited 2 Years Parts and Labor | Limited 2 Years Parts and Labor |

PROFESSIONAL DUAL FUEL RANGES



| Model no. (Natural/LP) | RDV2-304N N / RDV2-304L N | RDV2-305N N / RDV2-305L N |
|---|--|--|
| Price (UMRP) | | |
| SKU (Natural/LP) | 71372 / 71373 | 71374 / 71375 |
| Type of appliance | 30" Dual Fuel Range: 4 Burners | 30" Dual Fuel Range: 5 Burners |
| Dimensions | D: 29 1/8" x W: 29 7/8" x H: 35 3/4" - 36 3/4" | D: 29 1/8" x W: 29 7/8" x H: 35 3/4" - 36 3/4" |
| Finish | Stainless steel | Stainless steel |
| Total oven capacity | 4 cu ft | 4 cu ft |
| Cooktop features | Natural Gas | Natural Gas |
| Sealed, Dual Flow Burners™ | 4 | 5 |
| Simmer on all Burners | 140°F | 140°F |
| Total Cooktop Power BTU | 78,000 | 97,500 |
| Center Cooktop/s Power BTU | | 23,500 |
| Front Cooktop/s Power BTU | 22,500 (Left) 18,500 (Right) | 18,500 (Left, Right) |
| Back Cooktop/s Power BTU | 18,500 (Left, Right) | 18,500 (Left, Right) |
| Dishwasher proof trivets | ● | ● |
| Vent trim included | Flat Vent Trim | Flat Vent Trim |
| Main oven features | Electric | Electric |
| Capacity total (AHAM) | 4 cu ft | 4 cu ft |
| Self Cleaning | ● | ● |
| Bake | 3500W | 3500W |
| Broil | 4000W | 4000W |
| True convection | 2500W | 2500W |
| Shelf positions | 5 | 5 |
| Full extension telescopic racks | 3 | 3 |
| Large broil pan | ● | ● |
| Main oven functions | 6 - Bake, Convection bake, Broil, Convection broil, True convection, Clean | 6 - Bake, Convection bake, Broil, Convection broil, True convection, Clean |
| Optional square handle accessory | AH-R30 / 71109 (\$209) | AH-R30 / 71109 (\$209) |
| Power requirements | 4 wire | 4 wire |
| Supply voltage | 120 / 240V | 120 / 240V |
| Supply frequency | 60Hz | 60Hz |
| Rated current | 50A | 50A |
| Warranty | Limited 2 Years Parts and Labor | Limited 2 Years Parts and Labor |

PROFESSIONAL GAS RANGES



| Model no. (Natural/LP) | RGV2-488N N / RGV2-488L N | RGV2-485GDN N / RGV2-485GDL N |
|---|--|--|
| Price (UMRP) | | |
| SKU (Natural/LP) | 71350 / 71351 | 71344 / 71345 |
| Type of appliance | 48" Gas Range: 8 Burners | 48" Gas Range: 5 Burners with Griddle |
| Dimensions | D: 29 1/8" x W: 47 7/8" x H: 35 3/4" - 36 3/4" | D: 29 1/8" x W: 47 7/8" x H: 35 3/4" - 36 3/4" |
| Finish | Stainless steel | Stainless steel |
| Total oven capacity | 5.3 + 2.4 cu ft | 5.3 + 2.4 cu ft |
| Cooktop features | Natural Gas | Natural Gas |
| Sealed, Dual Flow Burners™ | 8 | 5 |
| Simmer on all Burners | 140°F | 140°F |
| Total Cooktop Power BTU | 158,000 | 121,500 |
| Center Cooktop/s Power BTU | | 23,500 (Center) |
| Front Cooktop/s Power BTU | 18,500 (Left, Center x2, Right) | 18,500 (Left, Right) |
| Back Cooktop/s Power BTU | 18,500 (Left, Center x2, Right) | 18,500 (Left, Right) |
| Griddle Power | | 24,000 |
| Dishwasher proof trivets | ● | ● |
| Vent trim included | Flat Vent Trim | Flat Vent Trim |
| Main oven features | Natural Gas | Natural Gas |
| Capacity total (AHAM) | 5.3 cu ft | 5.3 cu ft |
| Infrared Broiler | ● | ● |
| Bake | 29,000 BTU | 29,000 BTU |
| Broil | 19,000 BTU | 19,000 BTU |
| Shelf positions | 5 | 5 |
| Full extension telescopic racks | 3 | 3 |
| Broil Pan | ● | ● |
| Main oven functions | 3 - Bake, Convection bake, Broil | 3 - Bake, Convection bake, Broil |
| Secondary oven features | Natural Gas | Natural Gas |
| Capacity total (AHAM) | 2.4 cu ft | 2.4 cu ft |
| Bake | 18,000 BTU | 18,000 BTU |
| Shelf positions | 5 | 5 |
| 3/4 Extension racks | 2 | 2 |
| Secondary oven functions | 2 - Bake, Proof | 2 - Bake, Proof |
| Optional square handle accessory | AH-R48 / 71107 (\$419) | AH-R48 / 71107 (\$419) |
| Power requirements | 3 wire | 3 wire |
| Supply voltage | 120V | 120V |
| Supply frequency | 60Hz | 60Hz |
| Rated current | 15A | 15A |
| Warranty | Limited 2 Years Parts and Labor | Limited 2 Years Parts and Labor |

PROFESSIONAL GAS RANGES



| Model no. (Natural/LP) | RGV2-486GDN N / RGV2-486GDL N | RGV2-486GLN N / RGV2-486GLL N |
|---|--|--|
| Price (UMRP) | | |
| SKU (Natural/LP) | 71346 / 71347 | 71348 / 71349 |
| Type of appliance | 48" Gas Range: 6 Burners with Griddle | 48" Gas Range: 6 Burners with Grill |
| Dimensions | D: 29 1/8" x W: 47 7/8" x H: 35 3/4" - 36 3/4" | D: 29 1/8" x W: 47 7/8" x H: 35 3/4" - 36 3/4" |
| Finish | Stainless steel | Stainless steel |
| Total oven capacity | 5.3 + 2.4 cu ft | 5.3 + 2.4 cu ft |
| Cooktop features | Natural Gas | Natural Gas |
| Sealed, Dual Flow Burners™ | 6 | 6 |
| Simmer on all Burners | 140°F | 140°F |
| Total Cooktop Power BTU | 132,500 | 128,000 |
| Front Cooktop/s Power BTU | 23,500 (Left) 18,500 (Center, Right) | 23,500 (Left) 18,500 (Center, Right) |
| Back Cooktop/s Power BTU | 18,500 (Left, Center, Right) | 18,500 (Left, Center, Right) |
| Griddle Power | 16,500 | |
| Grill Power | | 12,000 |
| Dishwasher proof trivets | ● | ● |
| Grease Management System™ | | ● |
| Vent trim included | Flat Vent Trim | Flat Vent Trim |
| Main oven features | Natural Gas | Natural Gas |
| Capacity total (AHAM) | 5.3 cu ft | 5.3 cu ft |
| Infrared Broiler | ● | ● |
| Bake | 29,000 BTU | 29,000 BTU |
| Broil | 19,000 BTU | 19,000 BTU |
| Shelf positions | 5 | 5 |
| Full extension telescopic racks | 3 | 3 |
| Large broil pan | ● | ● |
| Main oven functions | 3 - Bake, Convection bake, Broil | 3 - Bake, Convection bake, Broil |
| Secondary oven features | Natural Gas | Natural Gas |
| Capacity total (AHAM) | 2.4 cu ft | 2.4 cu ft |
| Bake | 18,000 BTU | 18,000 BTU |
| Shelf positions | 5 | 5 |
| 3/4 Extension racks | 2 | 2 |
| Secondary oven functions | 2 - Bake, Proof | 2 - Bake, Proof |
| Optional square handle accessory | AH-R48 / 71107 (\$419) | AH-R48 / 71107 (\$419) |
| Power requirements | 3 wire | 3 wire |
| Supply voltage | 120V | 120V |
| Supply frequency | 60Hz | 60Hz |
| Rated current | 15A | 15A |
| Warranty | Limited 2 Years Parts and Labor | Limited 2 Years Parts and Labor |

PROFESSIONAL GAS RANGES



| Model no. (Natural/LP) | RGV2-364GDN N / RGV2-364GDL N | RGV2-366N N / RGV2-366L N |
|---|--|--|
| Price (UMRP) | | |
| SKU (Natural/LP) | 71352 / 71353 | 71354 / 71355 |
| Type of appliance | 36" Gas Range: 4 Burners with Griddle | 36" Gas Range: 6 Burners |
| Dimensions | D: 29 1/8" x W: 35 7/8" x H: 35 3/4" - 36 3/4" | D: 29 1/8" x W: 35 7/8" x H: 35 3/4" - 36 3/4" |
| Finish | Stainless steel | Stainless steel |
| Total oven capacity | 5.3 cu ft | 5.3 cu ft |
| Cooktop features | Natural Gas | Natural Gas |
| Sealed, Dual Flow Burners™ | 4 | 6 |
| Simmer on all Burners | 140°F | 140°F |
| Total Cooktop Power BTU | 95,500 | 121,000 |
| Front Cooktop/s Power BTU | 23,500 (Left) 18,500 (Right) | 23,500 (Left) 18,500 (Center, Right) |
| Back Cooktop/s Power BTU | 18,500 (Left, Right) | 18,500 (Left, Center, Right) |
| Griddle Power | 16,500 | |
| Dishwasher proof trivets | ● | ● |
| Vent trim included | Flat Vent Trim | Flat Vent Trim |
| Main oven features | Natural Gas | Natural Gas |
| Capacity total (AHAM) | 5.3 cu ft | 5.3 cu ft |
| Infrared Broiler | ● | ● |
| Bake | 29,000 BTU | 29,000 BTU |
| Broil | 19,000 BTU | 19,000 BTU |
| Shelf positions | 5 | 5 |
| Full extension telescopic racks | 3 | 3 |
| Broil Pan | ● | ● |
| Main oven functions | 3 - Bake, Convection bake, Broil | 3 - Bake, Convection bake, Broil |
| Optional square handle accessory | AH-R36 / 71108 (\$209) | AH-R36 / 71108 (\$209) |
| Power requirements | 3 wire | 3 wire |
| Supply voltage | 120V | 120V |
| Supply frequency | 60Hz | 60Hz |
| Rated current | 15A | 15A |
| Warranty | Limited 2 Years Parts and Labor | Limited 2 Years Parts and Labor |

PROFESSIONAL GAS RANGES



| Model no. (Natural/LP) | RGV2-304N N / RGV2-304L N | RGV2-305N N / RGV2-305L N |
|---|--|--|
| Price (UMRP) | | |
| SKU (Natural/LP) | 71356 / 71357 | 71358 / 71359 |
| Type of appliance | 30" Gas Range: 4 Burners | 30" Gas Range: 5 Burners |
| Dimensions | D: 29 1/8" x W: 29 7/8" x H: 35 3/4" - 36 3/4" | D: 29 1/8" x W: 29 7/8" x H: 35 3/4" - 36 3/4" |
| Finish | Stainless steel | Stainless steel |
| Total oven capacity | 4.6 cu ft | 4.6 cu ft |
| Cooktop features | Natural Gas | Natural Gas |
| Sealed, Dual Flow Burners™ | 4 | 5 |
| Simmer on all Burners | 140°F | 140°F |
| Total Cooktop Power BTU | 78,000 | 97,500 |
| Center Cooktop/s Power BTU | | 23,500 |
| Front Cooktop/s Power BTU | 22,500 (Left) 18,500 (Right) | 18,500 (Left, Right) |
| Back Cooktop/s Power BTU | 18,500 (Left, Right) | 18,500 (Left, Right) |
| Dishwasher proof trivets | ● | ● |
| Vent trim included | Flat Vent Trim | Flat Vent Trim |
| Main oven features | Natural Gas | Natural Gas |
| Capacity total (AHAM) | 4.6 cu ft | 4.6 cu ft |
| Infrared Broiler | ● | ● |
| Bake | 29,000 BTU | 29,000 BTU |
| Broil | 19,000 BTU | 19,000 BTU |
| Shelf positions | 5 | 5 |
| Full extension telescopic racks | 3 | 3 |
| Large broil pan | ● | ● |
| Main oven functions | 3 - Bake, Convection bake, Broil | 3 - Bake, Convection bake, Broil |
| Optional square handle accessory | AH-R30 / 71109 (\$209) | AH-R30 / 71109 (\$209) |
| Power requirements | 3 wire | 3 wire |
| Supply voltage | 120V | 120V |
| Supply frequency | 60Hz | 60Hz |
| Rated current | 15A | 15A |
| Warranty | Limited 2 Years Parts and Labor | Limited 2 Years Parts and Labor |

RANGE ACCESSORIES

Cooktop Backguards



| MODEL no. | BGRV2-1230 | BGCV2-3030 | BGRV2-3030 | BGRV2-3030H |
|-------------------|-------------------------------------|--|-----------------------------------|--|
| Price (UMRP) | \$149 | \$499 | \$499 | \$799 |
| SKU | 71285 | 71292 | 71286 | 71271 |
| Type of appliance | For 30" Ranges 12X30 (Low) | For 30" Professional Rangetop 30X30 (High) | For 30" Ranges 30X30 (High) | For 30" Ranges with Combustible Wall 30X30 |
| Dimensions | D: 1/5" x W: 29 7/8" x H: 11 13/32" | D: 13/16" x W: 29 7/8" x H: 30" | D: 1/2" x W: 29 7/8" x H: 26 1/2" | D: 15/16" x W: 29 7/8" x H: 26 1/2" |



| MODEL no. | BGRV2-1236 | BGRV2-3036 | BGRV2-3036H |
|-------------------|------------------------------------|-----------------------------------|--|
| Price (UMRP) | \$249 | \$599 | \$699 |
| SKU | 71287 | 71288 | 71272 |
| Type of appliance | For 36" Ranges 12X36 (Low) | For 36" Ranges 30X36 (High) | For 36" Ranges with Combustible Wall 30X36 |
| Dimensions | D: 1/2" x W: 35 7/8" x H: 11 7/16" | D: 1/2" x W: 35 7/8" x H: 26 1/2" | D: 1 15/16" x W: 35 7/8" x H: 26 1/2" |



| MODEL no. | BGRV2-1248 | BGRV2-3048 | BGRV2-3048H |
|-------------------|---------------------------------|-----------------------------------|--|
| Price (UMRP) | \$349 | \$699 | \$899 |
| SKU | 71289 | 71290 | 71273 |
| Type of appliance | For 48" Ranges 12X48 (Low) | For 48" Ranges 30X48 (High) | For 48" Ranges with Combustible Wall 30X48 |
| Dimensions | D: 13/16" x W: 47 7/8" x H: 12" | D: 1/2" x W: 47 7/8" x H: 26 1/2" | D: 1 5/16" x W: 47 7/8" x H: 26 1/2" |

Pro Square



| MODEL no. | AH-R30 | AH-R36 | AH-R48 |
|-------------------|---------------------------|---------------------------|---------------------------|
| Price (UMRP) | \$209 | \$209 | \$419 |
| SKU | 71109 | 71108 | 71107 |
| Type of appliance | 1 pc Handle Kit 30" Range | 1 pc Handle Kit 36" Range | 2 pc Handle Kit 48" Range |

CLASSIC DUAL FUEL RANGES



| Model no. | OR36SCG6X1 | OR36SCG6B1 | OR36SCG6W1 |
|---|---|---|-----------------------------------|
| Price (UMRP) | \$5,949 | \$6,949 | \$6,949 |
| SKU | 81306 | 81307 | 81308 |
| Type of appliance | 36" Dual Fuel Range | 36" Dual Fuel Range | 36" Dual Fuel Range |
| Finish | Stainless steel with black reflective glass | Black with black reflective glass | White with black reflective glass |
| Dimensions | | Oven performance | |
| Height (excluding vent trim) | 35 3/4" - 37 1/4" | Total capacity+ | 4.9 cu ft |
| Width | 35 7/8" | Shelf positions | 7 |
| Depth (excluding handle and dials) | 25 1/4" | Broil | 4300W |
| Cooktop performance | | CoolTouch door | Quadruple glazed |
| Number of burners | 5 | Warming drawer | 220W |
| Total cooktop power | 62,000 BTU | Oven functions | 9 |
| Max burner power | 18,000 BTU | Bake | ● |
| Semi-rapid burner (natural gas) | 8,000 BTU (x2) (1,500BTU minimum turndown power) | Aero™ Bake | ● |
| Triple ring wok burner (natural gas) | 14,000 BTU (x2) (6,100 BTU minimum turndown power) | Maxi Broil | ● |
| Dual wok burner inner/outer (natural gas) | 18,000 BTU (1,000 BTU minimum turndown power) | Aero™ Broil | ● |
| Semi-rapid burner (LPG) | 7,600 BTU (x2) (1,500BTU minimum turndown power) | True Aero™ | ● |
| Triple ring wok burner (LPG) | 12,000 BTU (x2) (6,100 BTU minimum turndown power) | Aero™ Pastry | ● |
| Dual wok burner inner/outer (LPG) | 18,000 BTU (1,000 BTU minimum turndown power) | Roast | ● |
| Cooktop features | | Self-clean | ● |
| LPG/natural gas compatible | ● | Rapid proof | ● |
| LP conversion kit | ● | Cleaning | |
| Embossed brass burner cap (power burner) | ● | Acid resistant graphite enamel | ● |
| Brass burner spreader (power burner) | ● | Drop-down grill element | ● |
| Sealed range top | ● | Pyrolytic self-clean | ● |
| Hob rail | ● | Pyrolytic proof shelf runners | ● |
| Dishwasher safe trivets | ● | Removable shelf runners | ● |
| Oven features | | Removable oven door | ● |
| Concealed element | ● | Dishwasher safe trivets | ● |
| True convection | ● | Safety | |
| AeroTech™ technology | ● | Auto-reignition system | ● |
| Twin cavity fans | ● | Spill containment | 5/8 gallon |
| Automatic rapid pre-heat | ● | Anti-tilt bracket | ● |
| Self cleaning | ● | CoolTouch door | ● |
| Pyrolytic proof shelf runners | ● | Advanced cooling system | ● |
| Full extension telescopic sliding shelves | 2 sets (part 578744) | Balanced oven door | ● |
| Internal light | 4x 25W halogen (2x side and 2x top) | Non-tip shelves | ● |
| Electronic oven control | ● | Full extension telescopic sliding shelves | ● |
| Soft open/close door | ● | Catalytic venting system | ● |
| Warming drawer | ● | | |

CLASSIC DUAL FUEL RANGES



| | |
|--|--|
| Model no. | OR36SCG6R1 |
| Price (UMRP) | \$6,949 |
| SKU | 81309 |
| Type of appliance | 36" Dual Fuel Range |
| Finish | Red with black reflective glass |
| Controls | |
| Laser etched graphics | ● |
| High resolution display | ● |
| Electronic clock | ● |
| Automatic cooking/minute timer | ● |
| Precise electronic temperature control | ● |
| Automatic pre-set temperatures | ● |
| Turned stainless steel clock buttons | ● |
| Turned stainless steel clock crown (dial) | ● |
| Bright chromed, cast zinc dials with illuminated halos | ● |
| Interior light | ● |
| Audio feedback | ● |
| Celsius/Fahrenheit temperature | ● |
| Sabbath mode | ● |
| Power requirements | |
| Supply voltage | 120/208, 120/240V |
| Supply frequency | 60Hz |
| AMP draw | 30A |
| Gas requirements | |
| Supply pressure (natural gas) | 4" WCP |
| Supply pressure (LPG) | 11" WCP |
| Accessories | |
| Wok stand | 1 (part 534678) |
| Small pot support | 1 (part 533981 cast) |
| Full extension telescopic sliding shelves | 2 sets (part 578744) |
| 2-pc grill system (Broil pan and Grill rack) | ● |
| Broil pan | ● |
| Grill rack | ● |
| Hob rear trim (optional) | 3 1/8 (76mm) TKOR366X1 (81654) (\$149) |
| Kick strip, stainless steel (optional) | KICKOR36X1 (81659) (\$209) |
| Warranty* | Limited 2 Years Parts and Labor |

CLASSIC DUAL FUEL RANGES



| Model no. | OR30SCG6X1 | OR30SCG6B1 | OR30SCG6W1 |
|-------------------|---|-----------------------------------|-----------------------------------|
| Price (UMRP) | \$4,649 | \$5,549 | \$5,549 |
| SKU | 81317 | 81318 | 81319 |
| Type of appliance | 30" Dual Fuel Ranges | 30" Dual Fuel Ranges | 30" Dual Fuel Ranges |
| Finish | Stainless steel with black reflective glass | Black with black reflective glass | White with black reflective glass |

| Dimensions | | Oven performance | |
|---|---|---|---------------|
| Height (excluding vent trim) | 35 3/4" - 37 5/8" | Total capacity+ | 3.5 cu ft |
| Width | 29 7/8" | Shelf positions | 7 |
| Depth (excluding handle and dials) | 25 1/4" | Broil | 4050W |
| Cooktop performance | | CoolTouch door | Triple glazed |
| Number of burners | 4 | Warming drawer | 220W |
| Total cooktop power | 52,000 BTU | Oven functions | 9 |
| Max burner power | 18,000 BTU | Bake | ● |
| Semi-rapid burner (natural gas) | 8,000 BTU (x2) (1,500BTU minimum turndown power) | Aero™ Bake | ● |
| Dual wok burner inner/outer (natural gas) | 18,000 BTU (x2) (1,000 BTU minimum turndown power) | Maxi Broil | ● |
| Semi-rapid burner (LPG) | 7,600 BTU (x2) (1,500BTU minimum turndown power) | Aero™ Broil | ● |
| Dual wok burner inner/outer (LPG) | 18,000 BTU (x2) (1000BTU minimum turndown power) | True Aero™ | ● |
| Cooktop features | | Aero™ Pastry | ● |
| LPG/natural gas compatible | ● | Roast | ● |
| LP conversion kit | ● | Self-clean | ● |
| Embossed brass burner cap (power burner) | ● | Rapid proof | ● |
| Brass burner spreader (power burner) | ● | Cleaning | |
| Sealed range top | ● | Acid resistant graphite enamel | ● |
| Hob rail | ● | Drop-down grill element | ● |
| Dishwasher safe trivets | ● | Pyrolytic self-clean | ● |
| Oven features | | Pyrolytic proof shelf runners | ● |
| Concealed element | ● | Removable shelf runners | ● |
| True convection | ● | Removable oven door | ● |
| AeroTech™ technology | ● | Dishwasher safe trivets | ● |
| Automatic rapid pre-heat | ● | Safety | |
| Self cleaning | ● | Auto-reignition system | ● |
| Pyrolytic proof shelf runners | ● | Spill containment | 1/2 gallon |
| Full extension telescopic sliding shelves | 2 sets (part 578776) | Anti-tilt bracket | ● |
| Internal light | 2 x 25W halogen (rear) | CoolTouch door | ● |
| Electronic oven control | ● | Advanced cooling system | ● |
| Soft open/close door | ● | Balanced oven door | ● |
| Warming drawer | ● | Non-tip shelves | ● |
| | | Full extension telescopic sliding shelves | ● |
| | | Catalytic venting system | ● |

CLASSIC DUAL FUEL RANGES



| | |
|--------------------------|---------------------------------|
| Model no. | OR30SCG6R1 |
| Price (UMRP) | \$5,549 |
| SKU | 81320 |
| Type of appliance | 30" Dual Fuel Ranges |
| Finish | Red with black reflective glass |

| | |
|--|---|
| Controls | |
| Laser etched graphics | ● |
| High resolution display | ● |
| Electronic clock | ● |
| Automatic cooking/minute timer | ● |
| Precise electronic temperature control | ● |
| Automatic pre-set temperatures | ● |
| Turned stainless steel clock buttons | ● |
| Turned stainless steel clock crown (dial) | ● |
| Bright chromed, cast zinc dials with illuminated halos | ● |
| Interior light | ● |
| Audio feedback | ● |
| Celsius/Fahrenheit temperature | ● |
| Sabbath mode | ● |

| | |
|---------------------------|-------------------|
| Power requirements | |
| Supply voltage | 120/208, 120/240V |
| Supply frequency | 60Hz |
| AMP draw | 30A |

| | |
|-------------------------------|---------|
| Gas requirements | |
| Supply pressure (natural gas) | 4" WCP |
| Supply pressure (LPG) | 11" WCP |

| | |
|--|--|
| Accessories | |
| Wok stand | 1 (part 534678) |
| Small pot support | 1 (part 533981 cast) |
| Full extension telescopic sliding shelves | 2 sets (part 578776) |
| 2-pc grill system (Broil pan and Grill rack) | ● |
| Broil pan | ● |
| Grill rack | ● |
| Hob rear trim (optional) | 3 1/8 (76mm) TKOR306X1 (81656) (\$109) |
| Kick strip, stainless steel (optional) | KICKOR30X1 (81660) (\$189) |

| | |
|------------------|---------------------------------|
| Warranty* | Limited 2 Years Parts and Labor |
|------------------|---------------------------------|

CLASSIC GAS RANGES



| Model no. | OR36SCG4X1 | OR36SCG4B1 | OR36SCG4W1 |
|-------------------|---|-----------------------------------|-----------------------------------|
| Price (UMRP) | \$5,199 | \$6,199 | \$6,199 |
| SKU | 81301 | 81302 | 81303 |
| Type of appliance | 36" Gas Range | 36" Gas Range | 36" Gas Range |
| Finish | Stainless steel with black reflective glass | Black with black reflective glass | White with black reflective glass |

| Dimensions | | Oven performance | |
|---|---|---|------------------|
| Height (excluding vent trim) | 35 3/4" - 37 1/4" | Total capacity+ | 4.9 cu ft |
| Width | 35 7/8" | Shelf positions | 7 |
| Depth (excluding handle and dials) | 25 1/4" | Broil | 13,000 BTU |
| Cooktop performance | | Bake | 17,000 BTU |
| Number of burners | 5 | CoolTouch door | Quadruple glazed |
| Total cooktop power | 62,000 BTU | Oven functions | 3 |
| Max burner power | 18,000 BTU | Bake | ● |
| Semi-rapid burner (natural gas) | 8,000 BTU (x2) (1,500BTU minimum turndown power) | Aero™ Bake | ● |
| Triple ring wok burner (natural gas) | 14,000 BTU (x2) (6,100 BTU minimum turndown power) | Maxi Broil | ● |
| Dual wok burner inner/outer (natural gas) | 18,000 BTU (1,000 BTU minimum turndown power) | Cleaning | |
| Semi-rapid burner (LPG) | 7,600 BTU (x2) (1,500BTU minimum turndown power) | Acid resistant graphite enamel | ● |
| Triple ring wok burner (LPG) | 12,000 BTU (x2) (6,100 BTU minimum turndown power) | Removable shelf runners | ● |
| Dual wok burner inner/outer (LPG) | 18,000 BTU (1,000 BTU minimum turndown power) | Removable oven door | ● |
| Cooktop features | | Dishwasher safe trivets | ● |
| LPG/natural gas compatible | ● | Safety | |
| LP conversion kit | ● | Auto-reignition system | ● |
| Sealed range top | ● | Spill containment | 5/8 gallon |
| Hob rail | ● | Anti-tilt bracket | ● |
| Hob rear trim | 7/8 (22mm) | CoolTouch door | ● |
| Dishwasher safe trivets | ● | Advanced cooling system | ● |
| Oven features | | Balanced oven door | ● |
| Concealed element | ● | Non-tip shelves | ● |
| Electronic ignition | ● | Full extension telescopic sliding shelves | ● |
| True convection | ● | Controls | |
| AeroTech™ technology | ● | Laser etched graphics | ● |
| Full extension telescopic sliding shelves | 2 sets (part 578744) | Interior light | ● |
| Internal light | 4x 25W halogen (2x side and 2x top) | Power requirements | |
| Soft open/close door | ● | Supply voltage | 120V |
| Storage drawer | ● | Supply frequency | 60Hz |
| | | AMP draw | 15A |

CLASSIC GAS RANGES



| | |
|--|--|
| Model no. | OR36SCG4R1 |
| Price (UMRP) | \$6,199 |
| SKU | 81304 |
| Type of appliance | 36" Gas Range |
| Finish | Red with black reflective glass |
| Gas requirements | |
| Supply pressure (natural gas) | 4" WCP |
| Supply pressure (LPG) | 11" WCP |
| Accessories | |
| Wok stand | 1 (part 534678) |
| Small pot support | 1 (part 533981 cast) |
| Full extension telescopic sliding shelves | 2 sets (part 578744) |
| 2-pc grill system (Broil pan and Grill rack) | ● |
| Broil pan | ● |
| Grill rack | ● |
| Hob rear trim (optional) | 3 1/8 (76mm) TKOR366X1 (81654) (\$149) |
| Kick strip, stainless steel (optional) | KICKOR36X1 (81659) (\$209) |
| Warranty* | Limited 2 Years Parts and Labor |

CLASSIC GAS RANGES



| Model no. | OR30SCG4X1 | OR30SCG4B1 | OR30SCG4W1 |
|-------------------|---|-----------------------------------|-----------------------------------|
| Price (UMRP) | \$3,899 | \$4,799 | \$4,799 |
| SKU | 81312 | 81313 | 81314 |
| Type of appliance | 30" Gas Ranges | 30" Gas Ranges | 30" Gas Ranges |
| Finish | Stainless steel with black reflective glass | Black with black reflective glass | White with black reflective glass |

| Dimensions | | Oven performance | |
|---|---|---|---------------|
| Height (excluding vent trim) | 35 3/4" - 37 5/8" | Total capacity+ | 3.5 cu ft |
| Width | 29 7/8" | Shelf positions | 7 |
| Depth (excluding handle and dials) | 25 1/4" | Broil | 11,000 BTU |
| Cooktop performance | | Bake | 14,000 BTU |
| Number of burners | 4 | CoolTouch door | Triple glazed |
| Total cooktop power | 52,000 BTU | Oven functions | 3 |
| Max burner power | 18,000 BTU | Bake | ● |
| Semi-rapid burner (natural gas) | 8,000 BTU (x2) (1,500BTU minimum turndown power) | Aero™ Bake | ● |
| Dual wok burner inner/outer (natural gas) | 18,000 BTU (x2) (1,000 BTU minimum turndown power) | Maxi Broil | ● |
| Semi-rapid burner (LPG) | 7,600 BTU (x2) (1,500BTU minimum turndown power) | Cleaning | |
| Dual wok burner inner/outer (LPG) | 18,000 BTU (x2) (1000BTU minimum turndown power) | Acid resistant graphite enamel | ● |
| Cooktop features | | Removable shelf runners | ● |
| LPG/natural gas compatible | ● | Removable oven door | ● |
| LP conversion kit | ● | Dishwasher safe trivets | ● |
| Sealed range top | ● | Safety | |
| Hob rail | ● | Auto-reignition system | ● |
| Hob rear trim | 7/8 (22mm) | Spill containment | 1/2 gallon |
| Dishwasher safe trivets | ● | Anti-tilt bracket | ● |
| Oven features | | CoolTouch door | ● |
| Concealed element | ● | Advanced cooling system | ● |
| Electronic ignition | ● | Balanced oven door | ● |
| True convection | ● | Non-tip shelves | ● |
| AeroTech™ technology | ● | Full extension telescopic sliding shelves | ● |
| Full extension telescopic sliding shelves | 2 sets (part 578776) | Controls | |
| Internal light | 2 x 25W halogen (rear) | Laser etched graphics | ● |
| Soft open/close door | ● | Interior light | ● |
| Storage drawer | ● | | |

CLASSIC GAS RANGES



| | |
|--|--|
| Model no. | OR30SCG4R1 |
| Price (UMRP) | \$4,799 |
| SKU | 81315 |
| Type of appliance | 30" Gas Ranges |
| Finish | Red with black reflective glass |
| Power requirements | |
| Supply voltage | 120V |
| Supply frequency | 60Hz |
| AMP draw | 15A |
| Gas requirements | |
| Supply pressure (natural gas) | 4" WCP |
| Supply pressure (LPG) | 11" WCP |
| Accessories | |
| Wok stand | 1 (part 534678) |
| Small pot support | 1 (part 533981 cast) |
| Full extension telescopic sliding shelves | 2 sets (part 578776) |
| 2-pc grill system (Broil pan and Grill rack) | ● |
| Broil pan | ● |
| Grill rack | ● |
| Hob rear trim (optional) | 3 1/8 (76mm) TKOR304X1 (81657) (\$109) |
| Kick strip, stainless steel (optional) | KICKOR30X1 (81660) (\$189) |
| Warranty* | Limited 2 Years Parts and Labor |

CONTEMPORARY DUAL FUEL RANGES

| | |
|--------------------------|---|
| Model no. | OR36SDG6X1 |
| Price (UMRP) | \$5,799 |
| SKU | 81305 |
| Type of appliance | 36" Dual Fuel Range |
| Finish | Stainless steel with black reflective glass |



| Dimensions | | Cleaning | |
|---|---|---|--|
| Height (excluding vent trim) | 35 3/4" - 37 1/4" | Acid resistant graphite enamel | ● |
| Width | 35 7/8" | Drop-down grill element | ● |
| Depth (excluding handle and dials) | 25 1/4" | Pyrolytic self-clean | ● |
| Cooktop performance | | Pyrolytic proof shelf runners | ● |
| Number of burners | 5 | Removable shelf runners | ● |
| Total cooktop power | 62,000 BTU | Removable oven door | ● |
| Max burner power | 18,000 BTU | Dishwasher safe trivets | ● |
| Semi-rapid burner (natural gas) | 8,000 BTU (x2) (1,500BTU minimum turndown power) | Safety | |
| Triple ring wok burner (natural gas) | 14,000 BTU (x2) (6,100 BTU minimum turndown power) | Auto-reignition system | ● |
| Dual wok burner inner/outer (natural gas) | 18,000 BTU (1,000 BTU minimum turndown power) | Spill containment | 5/8 gallon |
| Semi-rapid burner (LPG) | 7,600 BTU (x2) (1,500BTU minimum turndown power) | Anti-tilt bracket | ● |
| Triple ring wok burner (LPG) | 12,000 BTU (x2) (6,100 BTU minimum turndown power) | CoolTouch door | ● |
| Dual wok burner inner/outer (LPG) | 18,000 BTU (1,000 BTU minimum turndown power) | Advanced cooling system | ● |
| Cooktop features | | Balanced oven door | ● |
| LPG/natural gas compatible | ● | Non-tip shelves | ● |
| Embossed brass burner cap (power burner) | ● | Full extension telescopic sliding shelves | ● |
| Brass burner spreader (power burner) | ● | Catalytic venting system | ● |
| Sealed range top | ● | Controls | |
| Dishwasher safe trivets | ● | Laser etched graphics | ● |
| Oven features | | High resolution display | ● |
| Concealed element | ● | Electronic clock | ● |
| True convection | ● | Automatic cooking/minute timer | ● |
| AeroTech™ technology | ● | Precise electronic temperature control | ● |
| Twin cavity fans | ● | Automatic pre-set temperatures | ● |
| Automatic rapid pre-heat | ● | Turned stainless steel clock buttons | ● |
| Self cleaning | ● | Turned stainless steel clock crown (dial) | ● |
| Pyrolytic proof shelf runners | ● | Turned stainless steel dials with illuminated halos | ● |
| Full extension telescopic sliding shelves | 2 sets (part 578744) | Interior light | ● |
| Internal light | 4x 25W halogen (2x side and 2x top) | Audio feedback | ● |
| Electronic oven control | ● | Celsius/Fahrenheit temperature | ● |
| Soft open/close door | ● | Sabbath mode | ● |
| Warming drawer | ● | Power requirements | |
| Oven functions | 9 | Supply voltage | 120/208, 120/240V |
| Bake | ● | Supply frequency | 60Hz |
| Aero™ Bake | ● | AMP draw | 30A |
| Maxi Broil | ● | Gas requirements | |
| Aero™ Broil | ● | Supply pressure (natural gas) | 4" WCP |
| True Aero™ | ● | Supply pressure (LPG) | 11" WCP |
| Aero™ Pastry | ● | Accessories | |
| Roast | ● | Wok stand | 1 (part 534678) |
| Self-clean | ● | Small pot support | 1 (part 533981 cast) |
| Rapid proof | ● | Full extension telescopic sliding shelves | 2 sets (part 578744) |
| | | 2-pc grill system (Broil pan and Grill rack) | ● |
| | | Broil pan | ● |
| | | Grill rack | ● |
| | | Hob rear trim (optional) | 3 1/8 (76mm) TKOR366X1 (81654) (\$149) |
| | | Kick strip, stainless steel (optional) | KICKOR36X1 (81659) (\$209) |
| | | Warranty* | Limited 2 Years Parts and Labor |

CONTEMPORARY DUAL FUEL RANGES

| | |
|--------------------------|---|
| Model no. | OR30SDG6X1 |
| Price (UMRP) | \$4,649 |
| SKU | 81316 |
| Type of appliance | 30" Dual Fuel Range |
| Finish | Stainless steel with black reflective glass |



| | | | |
|---|---|---|--|
| Dimensions | | Cleaning | |
| Height (excluding vent trim) | 35 3/4" - 37 5/8" | Acid resistant graphite enamel | ● |
| Width | 29 7/8" | Drop-down grill element | ● |
| Depth (excluding handle and dials) | 25 1/4" | Pyrolytic self-clean | ● |
| Cooktop performance | | Pyrolytic proof shelf runners | ● |
| Number of burners | 4 | Removable shelf runners | ● |
| Total cooktop power | 52,000 BTU | Removable oven door | ● |
| Max burner power | 18,000 BTU | Dishwasher safe trivets | ● |
| Semi-rapid burner (natural gas) | 8,000 BTU (x2) (1,500BTU minimum turndown power) | Safety | |
| Dual wok burner inner/outer (natural gas) | 18,000 BTU (x2) (1,000 BTU minimum turndown power) | Auto-reignition system | ● |
| Semi-rapid burner (LPG) | 7,600 BTU (x2) (1,500BTU minimum turndown power) | Spill containment | 1/2 gallon |
| Dual wok burner inner/outer (LPG) | 18,000 BTU (1,000 BTU minimum turndown power) | Anti-tilt bracket | ● |
| Cooktop features | | CoolTouch door | ● |
| LPG/natural gas compatible | ● | Advanced cooling system | ● |
| Embossed brass burner cap (power burner) | ● | Balanced oven door | ● |
| Brass burner spreader (power burner) | ● | Non-tip shelves | ● |
| Sealed range top | ● | Full extension telescopic sliding shelves | ● |
| Dishwasher safe trivets | ● | Catalytic venting system | ● |
| Oven features | | Controls | |
| Concealed element | ● | Laser etched graphics | ● |
| True convection | ● | High resolution display | ● |
| AeroTech™ technology | ● | Electronic clock | ● |
| Automatic rapid pre-heat | ● | Automatic cooking/minute timer | ● |
| Self cleaning | ● | Precise electronic temperature control | ● |
| Pyrolytic proof shelf runners | ● | Automatic pre-set temperatures | ● |
| Full extension telescopic sliding shelves | 2 sets (part 578776) | Turned stainless steel clock buttons | ● |
| Internal light | 2x 25W halogen (rear) | Turned stainless steel clock crown (dial) | ● |
| Electronic oven control | ● | Turned stainless steel dials with illuminated halos | ● |
| Soft open/close door | ● | Interior light | ● |
| Warming drawer | ● | Audio feedback | ● |
| Oven performance | | Celsius/Fahrenheit temperature | ● |
| Total capacity+ | 3.5 cu ft | Sabbath mode | ● |
| Shelf positions | 7 | Power requirements | |
| Broil | 4050W | Supply voltage | 120/208, 120/240V |
| CoolTouch door | Triple glazed | Supply frequency | 60Hz |
| Warming drawer | 220W | AMP draw | 30A |
| Oven functions | 9 | Gas requirements | |
| Bake | ● | Supply pressure (natural gas) | 4" WCP |
| Aero™ Bake | ● | Supply pressure (LPG) | 11" WCP |
| Maxi Broil | ● | Accessories | |
| Aero™ Broil | ● | Wok stand | 1 (part 534678) |
| True Aero™ | ● | Small pot support | 1 (part 533981 cast) |
| Aero™ Pastry | ● | Full extension telescopic sliding shelves | 2 sets (part 578776) |
| Roast | ● | 2-pc grill system (Broil pan and Grill rack) | ● |
| Self-clean | ● | Broil pan | ● |
| Rapid proof | ● | Grill rack | ● |
| | | Hob rear trim (optional) | 3 1/8 (76mm) TKOR306X1 (81656) (\$109) |
| | | Kick strip, stainless steel (optional) | KICKOR30X1 (81660) (\$189) |
| | | Warranty* | Limited 2 Years Parts and Labor |

CONTEMPORARY GAS RANGES



| | |
|--------------------------|---|
| Model no. | OR36SDG4X1 |
| Price (UMRP) | \$4,999 |
| SKU | 81300 |
| Type of appliance | 36" Gas Range |
| Finish | Stainless steel with black reflective glass |

| | |
|------------------------------------|-------------------|
| Dimensions | |
| Height (excluding vent trim) | 35 3/4" - 37 1/4" |
| Width | 35 7/8" |
| Depth (excluding handle and dials) | 25 1/4" |

| | |
|---|---|
| Cooktop performance | |
| Number of burners | 5 |
| Total cooktop power | 62,000 BTU |
| Max burner power | 18,000 BTU |
| Semi-rapid burner (natural gas) | 8,000 BTU (x2) (1,500BTU minimum turndown power) |
| Triple ring wok burner (natural gas) | 14,000 BTU (x2) (6,100 BTU minimum turndown power) |
| Dual wok burner inner/outer (natural gas) | 18,000 BTU (1,000 BTU minimum turndown power) |
| Semi-rapid burner (LPG) | 7,600 BTU (x2) (1,500BTU minimum turndown power) |
| Triple ring wok burner (LPG) | 12,000 BTU (x2) (6,100 BTU minimum turndown power) |
| Dual wok burner inner/outer (LPG) | 18,000 BTU (1,000 BTU minimum turndown power) |

| | |
|----------------------------|------------|
| Cooktop features | |
| LPG/natural gas compatible | ● |
| Sealed range top | ● |
| Hob rear trim | 7/8 (22mm) |
| Dishwasher safe trivets | ● |

| | |
|---|--------------------------------------|
| Oven features | |
| Concealed element | ● |
| Electronic ignition | ● |
| True convection | ● |
| AeroTech™ technology | ● |
| Full extension telescopic sliding shelves | 2 sets (part 578744) |
| Internal light | 4 x 25W halogen (2x side and 2x top) |
| Soft open/close door | ● |
| Storage drawer | ● |

| | |
|-------------------------|------------------|
| Oven performance | |
| Total capacity+ | 4.9 cu ft |
| Shelf positions | 7 |
| Broil | 13,000 BTU |
| Bake | 17,000 BTU |
| CoolTouch door | Quadruple glazed |

| | |
|-----------------------|---|
| Oven functions | 3 |
| Bake | ● |
| Aero™ Bake | ● |
| Maxi broil | ● |

| | |
|--------------------------------|---|
| Cleaning | |
| Acid resistant graphite enamel | ● |
| Removable shelf runners | ● |
| Removable oven door | ● |
| Dishwasher safe trivets | ● |

| | |
|---|------------|
| Safety | |
| Auto-reignition system | ● |
| Spill containment | 5/8 gallon |
| Anti-tilt bracket | ● |
| CoolTouch door | ● |
| Advanced cooling system | ● |
| Balanced oven door | ● |
| Non-tip shelves | ● |
| Full extension telescopic sliding shelves | ● |

| | |
|-----------------------|---|
| Controls | |
| Laser etched graphics | ● |
| Interior light | ● |

| | |
|---------------------------|------|
| Power requirements | |
| Supply voltage | 120V |
| Supply frequency | 60Hz |
| AMP draw | 15A |

| | |
|-------------------------------|---------|
| Gas requirements | |
| Supply pressure (natural gas) | 4" WCP |
| Supply pressure (LPG) | 11" WCP |

| | |
|--|---------------------------------------|
| Accessories | |
| Wok stand | 1 (part 534678) |
| Small pot support | 1 (part 533981 cast) |
| Full extension telescopic sliding shelves | 2 sets (part 578744) |
| 2-pc grill system (Broil pan and Grill rack) | ● |
| Broil pan | ● |
| Grill rack | ● |
| Hob rear trim (optional) | 3 1/8 (76mm) TKOR366X (81654) (\$149) |
| Kick strip, stainless steel (optional) | KICKOR36X1 (81659) (\$209) |

| | |
|------------------|---------------------------------|
| Warranty* | Limited 2 Years Parts and Labor |
|------------------|---------------------------------|

CONTEMPORARY GAS RANGES



| | |
|--------------------------|---|
| Model no. | OR30SDG4X1 |
| Price (UMRP) | \$3,699 |
| SKU | 81311 |
| Type of appliance | 30" Gas Range |
| Finish | Stainless steel with black reflective glass |

| | |
|------------------------------------|-------------------|
| Dimensions | |
| Height (excluding vent trim) | 35 3/4" - 37 5/8" |
| Width | 35 7/8" |
| Depth (excluding handle and dials) | 25 1/4" |

| | |
|---|---|
| Cooktop performance | |
| Number of burners | 4 |
| Total cooktop power | 52,000 BTU |
| Max burner power | 18,000 BTU |
| Semi-rapid burner (natural gas) | 8,000 BTU (x2) (1,500BTU minimum turndown power) |
| Dual wok burner inner/outer (natural gas) | 18,000 BTU (x2) (1,000 BTU minimum turndown power) |
| Semi-rapid burner (LPG) | 7,600 BTU (x2) (1,500BTU minimum turndown power) |
| Dual wok burner inner/outer (LPG) | 18,000 BTU (x2) (1000BTU minimum turndown power) |

| | |
|----------------------------|------------|
| Cooktop features | |
| LPG/natural gas compatible | ● |
| Sealed range top | ● |
| Hob rear trim | 7/8 (22mm) |
| Dishwasher safe trivets | ● |

| | |
|---|------------------------|
| Oven features | |
| Concealed element | ● |
| Electronic ignition | ● |
| True convection | ● |
| AeroTech™ technology | ● |
| Full extension telescopic sliding shelves | 2 sets (part 578776) |
| Internal light | 2 x 25W halogen (rear) |
| Soft open/close door | ● |
| Storage drawer | ● |

| | |
|-------------------------|---------------|
| Oven performance | |
| Total capacity+ | 3.5 cu ft |
| Shelf positions | 7 |
| Broil | 11,000 BTU |
| Bake | 14,000 BTU |
| CoolTouch door | Triple glazed |

| | |
|-----------------------|----------|
| Oven functions | 3 |
| Bake | ● |
| Aero™ Bake | ● |
| Maxi Broil | ● |

| | |
|--------------------------------|---|
| Cleaning | |
| Acid resistant graphite enamel | ● |
| Removable shelf runners | ● |
| Removable oven door | ● |
| Dishwasher safe trivets | ● |

| | |
|---|------------|
| Safety | |
| Auto-reignition system | ● |
| Spill containment | 1/2 gallon |
| Anti-tilt bracket | ● |
| CoolTouch door | ● |
| Advanced cooling system | ● |
| Balanced oven door | ● |
| Non-tip shelves | ● |
| Full extension telescopic sliding shelves | ● |

| | |
|-----------------------|---|
| Controls | |
| Laser etched graphics | ● |
| Interior light | ● |

| | |
|---------------------------|------|
| Power requirements | |
| Supply voltage | 120V |
| Supply frequency | 60Hz |
| AMP draw | 15A |

| | |
|-------------------------------|---------|
| Gas requirements | |
| Supply pressure (natural gas) | 4" WCP |
| Supply pressure (LPG) | 11" WCP |

| | |
|--|--|
| Accessories | |
| Wok stand | 1 (part 534678) |
| Small pot support | 1 (part 533981 cast) |
| Full extension telescopic sliding shelves | 2 sets (part 578776) |
| 2-pc grill system (Broil pan and Grill rack) | ● |
| Broil pan | ● |
| Grill rack | ● |
| Hob rear trim (optional) | 3 1/8 (76mm) TKOR304X1 (81657) (\$109) |
| Kick strip, stainless steel (optional) | KICKOR30X1 (81660) (\$189) |

| | |
|------------------|---------------------------------|
| Warranty* | Limited 2 Years Parts and Labor |
|------------------|---------------------------------|

CONTEMPORARY GAS RANGES



| | |
|--------------------------|---|
| Model no. | OR24SDMBGX2 N |
| Price (UMRP) | \$2,199 |
| SKU | 81554 |
| Type of appliance | 24" Gas Range |
| Finish | Stainless steel with black reflective glass |

| | |
|------------------------------------|---------------------|
| Dimensions | |
| Height (excluding vent trim) | 35 7/16" - 36 7/32" |
| Width | 23 7/8" |
| Depth (excluding handle and dials) | 24 3/32" |

| | |
|----------------------------|------------|
| Cooktop performance | |
| Number of burners | 4 |
| Auxiliary burner | 3,500 BTU |
| Semi-rapid burner | 6,000 BTU |
| Triple ring wok burner | 12,000 BTU |

| | |
|-------------------------|---|
| Cooktop features | |
| Cast iron trivets | ● |
| Electronic ignition | ● |

| | |
|-------------------------|------------|
| Oven performance | |
| Total capacity+ | 2.5 cu ft |
| Shelf positions | 3 |
| Broil | 8,500 BTU |
| Bake | 13,000 BTU |

| | |
|-----------------------|---|
| Oven functions | 3 |
| Bake | ● |
| Convection bake | ● |
| Broil | ● |
| Defrost | ● |

| | |
|--------------------------------|---|
| Cleaning | |
| Acid resistant graphite enamel | ● |
| Removable inner door glass | ● |
| Removable oven door | ● |

| | |
|--------------------------------|---------------|
| Safety | |
| Glazed door | Triple glazed |
| Door and cavity cooling system | ● |
| Non-tip shelves | ● |
| Anti-tilt bracket | ● |
| Flame failure | ● |
| Cooling fan warning light | ● |

| | |
|--------------------------------|---|
| Controls | |
| Electronic clock | ● |
| Automatic cooking/minute timer | ● |

| | |
|---------------------------|------|
| Power requirements | |
| Supply voltage | 120V |
| Supply frequency | 60Hz |
| AMP draw | 0.1A |

| | |
|-----------------------|---|
| Accessories | |
| Broiling pan and rack | ● |
| Oven shelf | 2 |
| Wok stand | ● |
| LPG conversion kit | ● |
| Step down oven shelf | 1 |
| Step down shelf | ● |

| | |
|------------------|---------------------------------|
| Warranty* | Limited 2 Years Parts and Labor |
|------------------|---------------------------------|

INDUCTION RANGES

| | |
|--------------------------|---|
| Model no. | OR36SDI6X1 |
| Price (UMRP) | \$6,699 |
| SKU | 81310 |
| Type of appliance | 36" Induction Range |
| Finish | Stainless steel with black reflective glass |



| | |
|------------------------------------|-------------------|
| Dimensions | |
| Height (excluding vent trim) | 35 3/4" - 37 1/4" |
| Width | 35 7/8" |
| Depth (excluding handle and dials) | 25 1/4" |

| | |
|----------------------|---|
| Cooking zones | 5 |
| Zone ratings | *Maximum power output when set for PowerBoost |
| Left front | 2100W (3700W*) |
| Right front | 2100W (3700W*) |
| Left rear | 2100W (3700W*) |
| Right rear | 2100W (3700W*) |
| Centre | 1850/2600W (3000W*/ 5500W*) |
| *PowerBoost | up to 5500W |

| | |
|------------------------------|----------------------------------|
| Cooktop features | |
| Induction cooking technology | ● |
| Heat settings | 9 |
| Auto heat reduce | ● |
| GentleHeat | 3 settings (108°F, 149°F, 212°F) |
| Dual zones | ● |
| SmartZone | ● |
| Zone bridging | ● |
| PowerBoost all Zones | ● |
| PowerBoost | ● |

| | |
|---|-------------------------------------|
| Oven features | |
| Concealed element | ● |
| True convection | ● |
| AeroTech™ technology | ● |
| Twin cavity fans | ● |
| Automatic rapid pre-heat | ● |
| Self cleaning | ● |
| Pyrolytic proof shelf runners | ● |
| Full extension telescopic sliding shelves | 2 sets (part 578744) |
| Internal light | 4x 25W halogen (2x side and 2x top) |
| Electronic oven control | ● |
| Soft open/close door | ● |
| Warming drawer | ● |

| | |
|-------------------------|------------------|
| Oven performance | |
| Total capacity+ | 4.7 cu ft |
| Shelf positions | 7 |
| Broil | 4300W |
| CoolTouch door | Quadruple glazed |
| Warming drawer | 220W |

| | |
|-----------------------|---|
| Oven functions | 3 |
| Bake | ● |
| Aero™ Bake | ● |
| Maxi Broil | ● |
| Aero™ Broil | ● |
| True Aero™ | ● |
| Aero™ Pastry | ● |
| Roast | ● |
| Self-clean | ● |
| Rapid proof | ● |

| | |
|--------------------------------|---|
| Cleaning | |
| Flat easy clean glass surface | ● |
| Acid resistant graphite enamel | ● |
| Drop-down grill element | ● |
| Pyrolytic self-clean | ● |
| Pyrolytic proof shelf runners | ● |
| Removable shelf runners | ● |
| Removable oven door | ● |

| | |
|---|------------|
| Safety | |
| Spill containment | 3/8 gallon |
| Safety time out | ● |
| Pan detection system | ● |
| Surface hot indicators | ● |
| Spillage auto off | ● |
| Childlock | ● |
| Anti-tilt bracket | ● |
| CoolTouch door | ● |
| Advanced cooling system | ● |
| Balanced oven door | ● |
| Non-tip shelves | ● |
| Full extension telescopic sliding shelves | ● |
| Catalytic venting system | ● |

| | |
|---|------------|
| Controls | |
| Toughened fused glass graphics | 3/8 gallon |
| Laser etched graphics | ● |
| High resolution display | ● |
| Electronic clock | ● |
| Automatic cooking/minute timer | ● |
| Precise electronic temperature control | ● |
| Automatic pre-set temperatures | ● |
| Turned stainless steel clock buttons | ● |
| Turned stainless steel clock crown (dial) | ● |
| Turned stainless steel dials with illuminated halos | ● |
| Interior light | ● |
| Audio feedback | ● |
| Celsius/Fahrenheit temperature | ● |
| Sabbath mode | ● |

| | |
|---------------------------|--|
| Power requirements | |
| Supply voltage | 120/208, 120/240V |
| Supply frequency | 60Hz |
| AMP draw | NEC calculated load 45A (max load 72.2A) at 120/208, 40.5A (max load 68A) at 120/240 |

| | |
|--|--|
| Accessories | |
| Full extension telescopic sliding shelves | 2 sets (part 578744) |
| 2-pc grill system (Broil pan and Grill rack) | ● |
| Broil pan | ● |
| Grill rack | ● |
| Hob rear trim (optional) | 3 1/8 (76mm) TKOR366X1 (81654) (\$149) |
| Kick strip, stainless steel (optional) | KICKOR36X1 (81659) (\$209) |

| | |
|------------------|---------------------------------|
| Warranty* | Limited 2 Years Parts and Labor |
|------------------|---------------------------------|

INDUCTION RANGES

| | |
|--------------------------|---|
| Model no. | OR30SDI6X1 |
| Price (UMRP) | \$5,649 |
| SKU | 81322 |
| Type of appliance | 30" Induction Range |
| Finish | Stainless steel with black reflective glass |



| | |
|---|---|
| Dimensions | |
| Height (excluding vent trim) | 35 3/4" - 37 5/8" |
| Width | 29 7/8" |
| Depth (excluding handle and dials) | 25 1/4" |
| Cooking zones | 4 |
| Zone ratings | *Maximum power output when set for PowerBoost |
| Left front | 1850 W (3000 W*) 240V / 1665 W (2700W*) 208V |
| Right front | 1400 W (2200 W*) 240V / 1260W (1980W*) 208V |
| Left rear | 1850 W (3000 W *) 240V / 1665 W (2700W*) 208V |
| Right rear | 2300 W (3700 W*) 240V / 2070W (3330W*) 208V |
| *PowerBoost | Up to 3000W |
| Cooktop features | |
| Induction cooking technology | ● |
| Heat settings | 9 |
| Auto heat reduce | ● |
| GentleHeat | 2 settings (108°F and 149°F) |
| PowerBoost | ● |
| Oven features | |
| Concealed element | ● |
| True convection | ● |
| AeroTech™ technology | ● |
| Automatic rapid pre-heat | ● |
| Self cleaning | ● |
| Pyrolytic proof shelf runners | ● |
| Full extension telescopic sliding shelves | 2 sets (part 578776) |
| Internal light | 2 x 25W halogen (rear) |
| Electronic oven control | ● |
| Soft open/close door | ● |
| Warming drawer | ● |
| Oven performance | |
| Total capacity+ | 3.6 cu ft |
| Shelf positions | 7 |
| Broil | 4050W |
| CoolTouch door | Triple glazed |
| Warming drawer | 220W |
| Oven functions | 9 |
| Bake | ● |
| Aero™ Bake | ● |
| Maxi Broil | ● |
| Aero™ Broil | ● |
| True Aero™ | ● |
| Aero™ Pastry | ● |
| Roast | ● |
| Self-clean | ● |
| Rapid proof | ● |

| | |
|---|--|
| Cleaning | |
| Flat easy clean glass surface | ● |
| Acid resistant graphite enamel | ● |
| Drop-down grill element | ● |
| Pyrolytic self-clean | ● |
| Pyrolytic proof shelf runners | ● |
| Removable shelf runners | ● |
| Removable oven door | ● |
| Safety | |
| Spill containment | 1/8 gallon |
| Safety time out | ● |
| Pan detection system | ● |
| Surface hot indicators | ● |
| Spillage auto off | ● |
| Childlock | ● |
| Anti-tilt bracket | ● |
| CoolTouch door | ● |
| Advanced cooling system | ● |
| Balanced oven door | ● |
| Non-tip shelves | ● |
| Full extension telescopic sliding shelves | ● |
| Catalytic venting system | ● |
| Controls | |
| Toughened fused glass graphics | ● |
| Laser etched graphics | ● |
| High resolution display | ● |
| Electronic clock | ● |
| Automatic cooking/minute timer | ● |
| Precise electronic temperature control | ● |
| Automatic pre-set temperatures | ● |
| Turned stainless steel clock buttons | ● |
| Turned stainless steel clock crown (dial) | ● |
| Turned stainless steel dials with illuminated halos | ● |
| Interior light | ● |
| Audio feedback | ● |
| Celsius/Fahrenheit temperature | ● |
| Sabbath mode | ● |
| Power requirements | |
| Supply voltage | 120/208, 120/240V |
| Supply frequency | 60Hz |
| AMP draw | 50A |
| Accessories | |
| Full extension telescopic sliding shelves | 2 sets (part 578776) |
| 2-pc grill system (Broil pan and Grill rack) | ● |
| Broil pan | ● |
| Grill rack | ● |
| Hob rear trim (optional) | 3 1/8 (76mm) TKOR306X1 (81656) (\$109) |
| Kick strip, stainless steel (optional) | KICKOR30X1 (81660) (\$189) |
| Warranty* | Limited 2 Years Parts and Labor |

ELECTRIC RANGES

| | |
|--------------------------|---|
| Model no. | OR30SDE6X1 |
| Price (UMRP) | \$3,999 |
| SKU | 81321 |
| Type of appliance | 30" Electric Range |
| Finish | Stainless steel with black reflective glass |



| | |
|------------------------------------|-------------------|
| Dimensions | |
| Height (excluding vent trim) | 35 3/4" - 37 5/8" |
| Width | 29 7/8" |
| Depth (excluding handle and dials) | 25 1/4" |

| | |
|---------------------|-------|
| Zone ratings | |
| Left front | 1200W |
| Right front | 2100W |
| Left rear | 2100W |
| Right rear | 1200W |

| | |
|------------------------------------|---|
| Cooktop features | |
| Elements | 4 |
| HiLight high speed ribbon elements | ● |
| Dual element | ● |

| | |
|------------------------|-------|
| Element ratings | |
| Left front | 1200W |
| Right front | 2100W |
| Left rear | 2100W |
| Right rear | 1200W |

| | |
|---|------------------------|
| Oven features | |
| Concealed element | ● |
| True convection | ● |
| AeroTech™ technology | ● |
| Automatic rapid pre-heat | ● |
| Self cleaning | ● |
| Pyrolytic proof shelf runners | ● |
| Full extension telescopic sliding shelves | 2 sets (part 578776) |
| Internal light | 2 x 25W halogen (rear) |
| Electronic oven control | ● |
| Soft open/close door | ● |
| Warming drawer | ● |

| | |
|-------------------------|---------------|
| Oven performance | |
| Total capacity+ | 3.6 cu ft |
| Shelf positions | 7 |
| Broil | 4050W |
| CoolTouch door | Triple glazed |
| Warming drawer | 220W |

| | |
|-----------------------|----------|
| Oven functions | 9 |
| Bake | ● |
| Aero™ Bake | ● |
| Maxi Broil | ● |
| Aero™ Broil | ● |
| True Aero™ | ● |
| Aero™ Pastry | ● |
| Roast | ● |
| Self-clean | ● |
| Rapid proof | ● |

| | |
|--------------------------------|---|
| Cleaning | |
| Flat easy clean glass surface | ● |
| Acid resistant graphite enamel | ● |
| Drop-down grill element | ● |
| Pyrolytic self-clean | ● |
| Pyrolytic proof shelf runners | ● |
| Removable shelf runners | ● |
| Removable oven door | ● |

| | |
|---|------------|
| Safety | |
| Spill containment | 1/8 gallon |
| Individual hot surface indicators | ● |
| Anti-tilt bracket | ● |
| CoolTouch door | ● |
| Advanced cooling system | ● |
| Balanced oven door | ● |
| Full extension telescopic sliding shelves | ● |
| Catalytic venting system | ● |

| | |
|---|---|
| Controls | |
| Toughened fused glass graphics | ● |
| Laser etched graphics | ● |
| High resolution display | ● |
| Electronic clock | ● |
| Automatic cooking/minute timer | ● |
| Precise electronic temperature control | ● |
| Automatic pre-set temperatures | ● |
| Turned stainless steel clock buttons | ● |
| Turned stainless steel clock crown (dial) | ● |
| Turned stainless steel dials with illuminated halos | ● |
| Interior light | ● |
| Audio feedback | ● |
| Celsius/Fahrenheit temperature | ● |
| Sabbath mode | ● |

| | |
|---------------------------|-------------------|
| Power requirements | |
| Supply voltage | 120/208, 120/240V |
| Supply frequency | 60Hz |
| AMP draw | 50A |

| | |
|--|--|
| Accessories | |
| Full extension telescopic sliding shelves | 2 sets (part 578776) |
| 2-pc grill system (Broil pan and Grill rack) | ● |
| Broil pan | ● |
| Grill rack | ● |
| Hob rear trim (optional) | 3 1/8 (76mm) TKOR306X1 (81656) (\$109) |
| Kick strip, stainless steel (optional) | KICKOR30X1 (81660) (\$189) |

| | |
|------------------|---------------------------------|
| Warranty* | Limited 2 Years Parts and Labor |
|------------------|---------------------------------|

RANGETOPS & COOKTOPS



| Model no. (Natural/LP) | CPV2-488N N / CPV2-488L N | CPV2-485GDN N / CPV2-485GDL N |
|--------------------------------|--------------------------------------|---|
| Price (UMRP) | | |
| SKU (Natural/LP) | 71384 / 71385 | 71378 / 71379 |
| Type of appliance | 48" Professional Rangetop: 8 Burners | 48" Professional Rangetop: 5 Burners with Griddle |
| Dimensions | D: 28" x W: 47 7/8" x H: 8 5/16" | D: 28" x W: 47 7/8" x H: 8 5/16" |
| Finish | Stainless steel | Stainless steel |
| Features | Natural Gas | Natural Gas |
| Sealed, Dual Flow Burners™ | 8 | 5 |
| Simmer on all Burners | 140°F | 140°F |
| Total Cooktop Power BTU | 158,000 | 121,500 |
| Max Burner Power BTU | 23,500 | 23,500 |
| Power Front Left BTU | 23,500 | 18,500 |
| Power Front Center BTU | 18,500 | |
| Power Front Center (2) BTU | 18,500 | |
| Power Front Right BTU | 23,500 | 18,500 |
| Power Back Left BTU | 18,500 | 18,500 |
| Power Back Center BTU | 18,500 | |
| Power Back Center (2) BTU | 18,500 | |
| Power Back Right BTU | 18,500 | 18,500 |
| Power Center BTU | | 23,500 |
| Power Griddle BTU | | 24,500 |
| Sealed Range Top | • | • |
| Dishwasher proof trivets | • | • |
| Control | Metal Illuminated Dials | Metal Illuminated Dials |
| Recommended backguards | | |
| Non combustible situation | BGCV2-3048 / BGCV2-1248 | BGCV2-3048 / BGCV2-1248 |
| Combustible situation | BGCV2-3048H | BGCV2-3048H |
| Recommended ventilation | | |
| Minimum CFM | 1,200 | 1,200 |
| Power requirements | 3 wire | 3 wire |
| Supply voltage | 120V | 120V |
| Supply frequency | 60Hz | 60Hz |
| AMP draw | 15A | 15A |
| Warranty* | Limited 2 Years Parts and Labor | Limited 2 Years Parts and Labor |

RANGETOPS & COOKTOPS



| Model no. (Natural/LP) | CPV2-486GDN N / CPV2-486GDL N | CPV2-486GLN N / CPV2-486GLL N |
|---|--|--|
| Price (UMRP) | | |
| SKU (Natural/LP) | 71380 / 71381 | 71382 / 71383 |
| Type of appliance | 48" Professional Rangetop: 6 Burners with Griddle | 48" Professional Rangetop: 6 Burners with Grill |
| Dimensions | D: 28" x W: 47 7/8" x H: 8 5/16" | D: 28" x W: 47 7/8" x H: 8 5/16" |
| Finish | Stainless steel | Stainless steel |
| Features | Natural Gas | Natural Gas |
| Sealed, Dual Flow Burners™ | 6 | 6 |
| Simmer on all Burners | 140°F | 140°F |
| Total Cooktop Power BTU | 134,000 | 128,000 |
| Max Burner Power BTU | 23,500 | 23,500 |
| Power Front Left BTU | 23,500 | 23,500 |
| Power Front Center BTU | 18,500 | 18,500 |
| Power Front Right BTU | 18,500 | 18,500 |
| Power Back Left BTU | 18,500 | 18,500 |
| Power Back Center BTU | 18,500 | 18,500 |
| Power Back Right BTU | 18,500 | 18,500 |
| Power Griddle BTU | 18,000 | |
| Power Grill BTU | | 12,000 |
| Grease Management System™ Grease Channeling Technology | | ● |
| Sealed Range Top | ● | ● |
| Dishwasher proof trivets | ● | ● |
| Control | Metal Illuminated Dials | Metal Illuminated Dials |
| Recommended backguards | | |
| Non combustible situation | BGCV2-3048 / BGCV2-1248 | BGCV2-3048 / BGCV2-1248 |
| Combustible situation | BGCV2-3048H | BGCV2-3048H |
| Recommended ventilation | | |
| Minimum CFM | 1,200 | 1,200 |
| Power requirements | 3 wire | 3 wire |
| Supply voltage | 120V | 120V |
| Supply frequency | 60Hz | 60Hz |
| AMP draw | 15A | 15A |
| Warranty* | Limited 2 Years Parts and Labor | Limited 2 Years Parts and Labor |

RANGETOPS & COOKTOPS



| Model no. (Natural/LP) | CPV2-364GDN N / CPV2-364GDL N | CPV2-366N N / CPV2-366L N | CPV2-304N N / CPV2-304L N |
|-------------------------------|--|--------------------------------------|--------------------------------------|
| Price (UMRP) | | | |
| SKU (Natural/LP) | 71386 / 71387 | 71388 / 71389 | 71390 / 71391 |
| Type of appliance | 36" Professional Rangetop: 4 Burners with Griddle | 36" Professional Rangetop: 6 Burners | 30" Professional Rangetop: 4 Burners |
| Dimensions | D: 28" x W: 35 7/8" x H: 8 5/16" | D: 28" x W: 35 7/8" x H: 8 5/16" | D: 28" x W: 29 7/8" x H: 8 5/16" |
| Finish | Stainless steel | Stainless steel | Stainless steel |
| Features | Natural Gas | Natural Gas | Natural Gas |
| Sealed, Dual Flow Burners™ | 4 | 6 | 4 |
| Simmer on all Burners | 140°F | 140°F | 140°F |
| Total Cooktop Power BTU | 97,000 | 121,000 | 78,000 |
| Max Burner Power BTU | 23,500 | 23,500 | 22,500 |
| Power Front Left BTU | 23,500 | 23,500 | 22,500 |
| Power Front Center BTU | | 18,500 | |
| Power Front Right BTU | 18,500 | 23,500 | 18,500 |
| Power Back Left BTU | 18,500 | 18,500 | 18,500 |
| Power Back Center BTU | | 18,500 | |
| Power Back Right BTU | 18,500 | 18,500 | 18,500 |
| Power Griddle BTU | 18,000 | | |
| Sealed Range Top | • | • | • |
| Dishwasher proof trivets | • | • | • |
| Control | Metal Illuminated Dials | Metal Illuminated Dials | Metal Illuminated Dials |
| Recommended backguards | | | |
| Non combustible situation | BGCV2-3036 / BGCV2-1236 | BGCV2-3036 / BGCV2-1236 | BGCV2-3036 / BGCV2-1236 |
| Combustible situation | BGCV2-3036H | BGCV2-3036H | BGCV2-3030H |
| Controls | | | |
| Minimum CFM | 600 - 1200 | 600 - 1200 | 600 |
| Traditional hood | ES36 | ES36 | ES30 |
| Power requirements | 3 wire | 3 wire | 3 wire |
| Supply voltage | 120V | 120V | 120V |
| Supply frequency | 60Hz | 60Hz | 60Hz |
| AMP draw | 15A | 15A | 15A |
| Warranty* | Limited 2 Years Parts and Labor | Limited 2 Years Parts and Labor | Limited 2 Years Parts and Labor |

RANGETOPS & COOKTOPS ACCESSORIES



| MODEL no. | BGCV2-1230 | BGCV2-3030H |
|-------------------|---|---|
| Price (UMRP) | \$149 | \$899 |
| SKU | 71291 | 71278 |
| Type of appliance | For 30" Professional Rangetop 12X30 (Low) | For 30" Professional Rangetop with Combustible Wall 30X30 |
| Dimensions | D: 13/16" x W: 29 7/8" x H: 12" | D: 13/16" x W: 29 7/8" x H: 30" |



| MODEL no. | BGCV2-1236 | BGCV2-3036 | BGCV2-3036H |
|-------------------|---|--|---|
| Price (UMRP) | \$249 | \$599 | \$699 |
| SKU | 71293 | 71294 | 71279 |
| Type of appliance | For 36" Professional Rangetop 12X36 (Low) | For 36" Professional Rangetop 30X36 (High) | For 36" Professional Rangetop with Combustible Wall 30X36 |
| Dimensions | D: 13/16" x W: 25 7/8" x H: 12" | D: 13/16" x W: 35 7/8" x H: 30" | D: 13/16" x W: 35 7/8" x H: 30" |



| MODEL no. | BGCV2-1248 | BGCV2-3048 | BGCV2-3048H |
|-------------------|---|--|---|
| Price (UMRP) | \$349 | \$699 | \$799 |
| SKU | 71295 | 71296 | 71280 |
| Type of appliance | For 48" Professional Rangetop 12X48 (Low) | For 48" Professional Rangetop 30X48 (High) | For 48" Professional Rangetop with Combustible Wall 30X48 |
| Dimensions | D: 13/16" x W: 47 7/8" x H: 12" | D: 13/16" x W: 47 7/8" x H: 30" | D: 13/16" x W: 47 7/8" x H: 30" |

PROFESSIONAL DROP-IN COOKTOPS



| Model no. (Natural/LP) | CDV2-365HN N / CDV2-365HL N | CDV2-365N N / CDV2-365L N |
|--------------------------------|------------------------------------|---------------------------------|
| Price (UMRP) | | |
| SKU (Natural/LP) | 71396 / 71397 | 71392 / 71393 |
| Type of appliance | 36" Drop-in Cooktop: 5 Burner Halo | 36" Drop-in Cooktop: 5 Burner |
| Dimensions | D: 21" x W: 36" x H: 5 1/2" | D: 21" x W: 36" x H: 5 1/2" |
| Finish | Stainless steel | Stainless steel |
| Features | Natural Gas | Natural Gas |
| Sealed, Dual Flow Burners™ | 5 | 5 |
| Simmer on all Burners | 140°F | 140°F |
| Total Cooktop Power BTU | 80,000 | 80,000 |
| Max Burner Power BTU | 20,000 | 20,000 |
| Power Front Left BTU | 15,000 | 15,000 |
| Power Front Center BTU | 20,000 | 20,000 |
| Power Front Right BTU | 15,000 | 15,000 |
| Power Back Left BTU | 15,000 | 15,000 |
| Power Back Right BTU | 15,000 | 15,000 |
| Sealed Range Top | • | • |
| Dishwasher proof trivets | • | • |
| Control | Metal Illuminated Dials | Metal Dials |
| Recommended ventilation | | |
| Minimum CFM | 600 | 600 |
| Downdraft | HD36 | HD36 |
| Traditional hood | ES36 + Blower | ES36 + Blower |
| Pro Hood | VS36 | VS36 |
| Power requirements | 3 wire | 3 wire |
| Supply voltage | 120V | 120V |
| Supply frequency | 60Hz | 60Hz |
| AMP draw | 15A | 15A |
| Warranty* | Limited 2 Years Parts and Labor | Limited 2 Years Parts and Labor |

PROFESSIONAL DROP-IN COOKTOPS



| Model no. (Natural/LP) | CDV2-304HN N / CDV2-304HL N | CDV2-304N N / CDV2-304L N |
|--------------------------------|---|---|
| Price (UMRP) | | |
| SKU (Natural/LP) | 71398 / 71399 | 71394 / 71395 |
| Type of appliance | 30" Drop-in Cooktop: 4 burner halo | 30" Drop-in Cooktop: 4 Burner |
| Dimensions | D: 28" x W: 35 7/8" x H: 8 5/16" | D: 28" x W: 35 7/8" x H: 8 5/16" |
| Finish | Stainless steel | Stainless steel |
| Features | Natural Gas | Natural Gas |
| Sealed, Dual Flow Burners™ | 4 | 4 |
| Simmer on all Burners | 140°F | 140°F |
| Total Cooktop Power BTU | 65,000 | 65,000 |
| Max Burner Power BTU | 20,000 | 20,000 |
| Power Front Left BTU | 20,000 | 20,000 |
| Power Front Right BTU | 15,000 | 15,000 |
| Power Back Left BTU | 15,000 | 15,000 |
| Power Back Right BTU | 15,000 | 15,000 |
| Sealed Range Top | ● | ● |
| Dishwasher proof trivets | ● | ● |
| Control | Metal Illuminated Dials | Metal Dials |
| Recommended ventilation | | |
| Minimum CFM | 600 | 600 |
| Downdraft | HD30 | HD30 |
| Traditional hood | ES30 + Blower | ES30 + Blower |
| Pro Hood | VS30 | VS30 |
| Power requirements | 3 wire | 3 wire |
| Supply voltage | 120V | 120V |
| Supply frequency | 60Hz | 60Hz |
| AMP draw | 15A | 15A |
| Warranty* | Limited 2 Years Parts and Labor | Limited 2 Years Parts and Labor |

COOKTOPS



| Model no. (Natural/LP) | CG365DNGRX2 N / CG365DLPRX2 N | CG365DNGX1 N / CG365DLPX1 N |
|---|--------------------------------------|---------------------------------------|
| Price (UMRP) | \$1,949 | \$1,549 |
| SKU (Natural/LP) | 81379 / 81378 | 81457 / 81456 |
| Type of appliance | 36" Flush Gas on Steel Cooktop | 36" Gas on Steel Cooktop |
| Dimensions | D: 20 7/8" x W: 35 1/2" x H: 3 1/32" | D: 20 7/8" x W: 35 7/16" x H: 2 5/16" |
| Finish | Stainless steel | Stainless steel with polished strip |
| Burners | 5 including 1 dual wok burner | 5 including 1 dual wok burner |
| Burner ratings (using natural gas) | | |
| Auxiliary burner | 700 - 3,800 BTU | 700 - 3,500 BTU |
| Semi-rapid burner | 900 - 8,500 BTU | 1,000 - 8,500 BTU |
| Rapid burner | 2,000 - 9,500 BTU | 1,900 - 11,500 BTU |
| Dual wok burner | 600 - 18,500 BTU | 600 - 19,000 BTU |
| Performance | | |
| Innovolve™ technology | ● | ● |
| Automatic electronic ignition | ● | ● |
| Quick connect gas valve | ● | ● |
| LP/Natural gas models | ● | ● |
| Cast iron trivets | ● | ● |
| Cleaning | | |
| Easy clean cooktop design | ● | ● |
| Quick component removal | ● | ● |
| Safety | | |
| Auto re-ignition system | ● | ● |
| Spill containment | 1/2 gallon | 1/2 gallon |
| Controls | | |
| Turned dials | ● | ● |
| Ergonomic control dials | ● | ● |
| Burner indicator lights | ● | ● |
| Laser etched graphics | ● | ● |
| Power requirements | | |
| Supply voltage | 110 - 120V | 110 - 120V |
| Supply frequency | 60Hz | 60Hz |
| AMP draw | 2A | 1A |
| Warranty* | Limited 2 Years Parts and Labor | Limited 2 Years Parts and Labor |

COOKTOPS



| Model no. (Natural/LP) | CG305DNGX1 N / CG305DLPX1 NN | CG244DNGX1 N / CG244DLPX1 N |
|---|--------------------------------------|--------------------------------------|
| Price (UMRP) | \$1,299 | \$999 |
| SKU (Natural/LP) | 81459 / 81458 | 81461 / 81460 |
| Type of appliance | 30" Gas on Steel Cooktop | 24" Gas on Steel Cooktop |
| Dimensions | D: 20 7/8" x W: 29 1/2" x H: 2 5/16" | D: 20 7/8" x W: 23 5/8" x H: 2 5/16" |
| Finish | Stainless steel with polished strip | Stainless steel with polished strip |
| Burners | 5 including 1 dual wok burner | 4 including 1 mini wok burner |
| Burner ratings (using natural gas) | | |
| Auxiliary burner | 700 - 3,500 BTU | 700 - 3,500 BTU |
| Semi-rapid burner | 1,000 - 8,500 BTU | 1,000 - 8,500 BTU |
| Rapid burner | 1,900 - 11,500 BTU | |
| Dual wok burner | 600 - 19,000 BTU | |
| Mini wok burner | | 1,900 - 11,000 BTU |
| Performance | | |
| Innovolve™ technology | • | • |
| Automatic electronic ignition | • | • |
| Quick connect gas valve | • | • |
| LP/Natural gas models | • | • |
| Cast iron trivets | • | • |
| Cleaning | | |
| Easy clean cooktop design | • | • |
| Quick component removal | • | • |
| Safety | | |
| Auto re-ignition system | • | • |
| Spill containment | 3/8 gallon | 1/4 gallon |
| Controls | | |
| Turned dials | • | • |
| Ergonomic control dials | • | • |
| Laser etched graphics | • | • |
| Power requirements | | |
| Supply voltage | 110 - 120V | 110 - 120V |
| Supply frequency | 60Hz | 60Hz |
| AMP draw | 1A | 1A |
| Warranty* | Limited 2 Years Parts and Labor | Limited 2 Years Parts and Labor |

COOKTOPS



| Model no. | CI365DTB2 N | CI304DTB2 N |
|----------------------------------|--|--|
| Price (UMRP) | \$3,049 | \$2,599 |
| SKU | 81366 | 81367 |
| Type of appliance | 36" 5 Zone Induction Cooktop | 30" 4 Zone Induction Cooktop |
| Dimensions | D: 20 7/8" x W: 35 7/16" x H: 3 11/16" | D: 20 7/8" x W: 29 1/2" x H: 3 11/16" |
| Finish | Ceramic glass with polished stainless steel trim | Ceramic glass with polished stainless steel trim |
| Cooking zones | 5 including 1 dual zone | 4 |
| Zone ratings | †Maximum power output when set for PowerBoost | †Maximum power output when set for PowerBoost |
| Left front | 1,400W (2,200W [†]) | 2,300W (3,700W [†]) |
| Right front | 1,850W (3,000W [†]) | 1,850W (3,000W [†]) |
| Left rear | 1,400W (2,200W [†]) | 1,400W (2,200W [†]) |
| Right rear | 1,850W (3,000W [†]) | 1,850W (3,000W [†]) |
| Center | 1,850/2,600W (3,000W [†] /5,500W [†]) | |
| PowerBoost | up to 5,500W | up to 3,700W |
| Performance | | |
| Induction cooking technology | ● | ● |
| Heat settings | 9 | 9 |
| Dual colour display | ● | ● |
| Auto heat reduce | ● | ● |
| GentleHeat | 2 settings | 2 settings |
| Dual zones | ● | ● |
| PowerBoost | ● | ● |
| Cleaning | | |
| Flat easy clean glass surface | ● | ● |
| Safety | | |
| Key lock | ● | ● |
| Safety time out | ● | ● |
| Pan detection system | ● | ● |
| Surface hot indicators | ● | ● |
| Spillage auto off | ● | ● |
| Controls | | |
| Touch and Slide controls | ● | ● |
| Soft-touch electronic controls | ● | ● |
| Minute timer | ● | ● |
| Auto cut-off timer for each zone | ● | ● |
| Power requirements | | |
| Supply voltage | 240V | 240V |
| Supply frequency | 60Hz | 60Hz |
| AMP draw | 43A | 32A |
| Warranty* | Limited 2 Years Parts and Labor | Limited 2 Years Parts and Labor |

COOKTOPS



| Model no. | CI244DTB2 N | CI122DTB2 N |
|----------------------------------|--|--|
| Price (UMRP) | \$1,949 | \$1,549 |
| SKU | 81368 | 81369 |
| Type of appliance | 24" 4 Zone Induction Cooktop | 12" 2 Zone Induction Cooktop |
| Dimensions | D: 20 7/8" x W: 23 5/8" x H: 3 11/16" | D: 20 7/8" x W: 11 13/16" x H: 3 11/16" |
| Finish | Ceramic glass with polished stainless steel trim | Ceramic glass with polished stainless steel trim |
| Cooking zones | 4 | 2 |
| Zone ratings | †Maximum power output when set for PowerBoost | †Maximum power output when set for PowerBoost |
| Left front | 2,100W (3,700W [†]) | 2,100W (3,700W [†]) |
| Right front | 2,100W (3,700W [†]) | 2,100W (3,700W [†]) |
| Left rear | 2,100W (3,700W [†]) | |
| Right rear | 2,100W (3,700W [†]) | |
| PowerBoost | up to 3,700W | up to 3,700W |
| Performance | | |
| Induction cooking technology | ● | ● |
| Heat settings | 9 | 9 |
| Dual colour display | ● | ● |
| Auto heat reduce | ● | ● |
| GentleHeat | 2 settings | 2 settings |
| SmartZone | ● | ● |
| Zone bridging | ● | ● |
| PowerBoost | ● | ● |
| Cleaning | | |
| Flat easy clean glass surface | ● | ● |
| Safety | | |
| Key lock | ● | ● |
| Safety time out | ● | ● |
| Pan detection system | ● | ● |
| Surface hot indicators | ● | ● |
| Spillage auto off | ● | ● |
| Controls | | |
| Touch and Slide controls | ● | ● |
| Soft-touch electronic controls | ● | ● |
| Minute timer | ● | ● |
| Auto cut-off timer for each zone | ● | ● |
| Power requirements | | |
| Supply voltage | 240V | 240V |
| Supply frequency | 60Hz | 60Hz |
| AMP draw | 30A | 16A |
| Warranty* | Limited 2 Years Parts and Labor | Limited 2 Years Parts and Labor |

COOKTOPS



| MODEL no. | CI304PTX1 N | CI365PTX1 N |
|-------------------------------|---|---|
| Price (UMRP) | | |
| SKU | 71338 | 71337 |
| Type of appliance | 30" Professional Induction Cooktop | 36" Professional Induction Cooktop |
| Dimensions | D: 19 4/9" x W: 30" x H: 21" | D: 19 4/9" x W: 36" x H: 21" |
| Finish | Ceramic glass stainless steel trim | Ceramic glass stainless steel trim |
| Elements | 5 including 2 dual elements | 5 including 2 dual elements |
| Element ratings | | |
| Left front | 2300W (3700W*) | 1400W (2200W*) |
| Right front | 1850W (3000W*) | 1850W (3000W*) |
| Left rear | 1400W (2200W*) | 1400W (2200W*) |
| Right rear | 1850W (3000W*) | 1850W (3000W*) |
| Center | | 1850/2600W (3000W*/5500W*) |
| PowerBoost | up to 3700W | up to 5500W |
| Performance | | |
| Heat Settings | 9 | 9 |
| PowerBoost | ● | ● |
| GentleHeat | 2 | 2 |
| Cleaning | | |
| Flat easy-clean glass surface | ● | ● |
| Safety | | |
| Key lock | ● | ● |
| Surface Hot Indicator | ● | ● |
| Spillage auto off | ● | ● |
| Pan detection system | ● | ● |
| Accessories | | |
| Supply voltage | 240V | 240V |
| AMP draw | 32A | 43A |
| Warranty* | Limited 2 Years Parts and Labor | Limited 2 Years Parts and Labor |

COOKTOP BACKGUARDS

| MODEL no. | ISL3X30IN | 3X30IN | ISL36IN |
|--------------------------|--------------------------------|------------------------------|---|
| SKU | 88667 | 88668 | 81117 |
| Type of appliance | Island backguard for 30" Range | Tall backguard for 30" Range | Island backguard for 36" Range - OR36SDPWGX1 and OR36SDPWGX1 |

COOKING ACCESSORIES

Kickplates

| MODEL no. | KICKOR30X1 | KICKOR36X1 |
|-------------------|---|---|
| Price (UMRP) | \$189 | \$209 |
| SKU | 81660 | 81659 |
| Type of appliance | 30" Stainless Kickplate for Classic & Contemporary Ranges | 36" Stainless Kickplate for Classic & Contemporary Ranges |

Trim Kit

| MODEL no. | ISL 24IN |
|-------------------|----------------------------|
| Price (UMRP) | \$89 |
| SKU | 81122 |
| Type of appliance | Island Trim for 24" Ranges |

| MODEL no. | TKOR366X1 | TKOR364X1 |
|-------------------|---|---|
| Price (UMRP) | \$149 | \$149 |
| SKU | 81654 | 81655 |
| Type of appliance | Stainless Classic & Contemporary 36" Tall Trim - Dual Fuel, Induction & Ceramic Models Only | Stainless Classic & Contemporary 36" Tall Trim (series 4) - Gas Models Only |

| MODEL no. | TKOR306X1 | TKOR304X1 |
|-------------------|--|---|
| Price (UMRP) | \$109 | \$109 |
| SKU | 81656 | 81657 |
| Type of appliance | Stainless Classic & Contemporary 30" Tall Trim (series 6) - Dual Fuel, Induction & Ceramic Models Only | Stainless Classic & Contemporary 30" Tall Trim (series 4) - Gas Models Only |

PROFESSIONAL WALL OVENS



| Model no. | WODV230 N | WOSV230 N |
|---------------------------------------|---|---|
| Price (UMRP) | \$5,849 | \$3,999 |
| SKU | 81831 | 81832 |
| Type of appliance | 30" Double Wall Oven | 30" Single Wall Oven |
| Dimensions | D: 23 15/16" x W: 29 3/4" x H: 48 7/16" | D: 23 15/16" x W: 29 3/4" x H: 27 1/16" |
| Weight (Packed) | 406 lbs | 243 lbs |
| Finish | Stainless steel | Stainless steel |
| Shelf positions | 8 per cavity | 8 |
| Total capacity | 4.1 cu ft + 4.1 cu ft | 4.1 cu ft |
| Oven | Electric | Electric |
| Capacity total cu ft per oven | 4.1 | 4.1 |
| Concealed element | ● | ● |
| True convection oven | ● | ● |
| Self cleaning | ● | ● |
| Bake | 1500W | 1500W |
| Broil | 4400W | 4400W |
| Convection | 2500W | 2500W |
| Shelf positions | 8 | 8 |
| Full extension telescopic racks | 5 (total for both Ovens) | 3 |
| Roast Dish, Splatter Guard, Wire Rack | 1 | 1 |
| Temperature Probe | ● | ● |
| Internal Halogen Light | 3 | 3 |
| Functions | 11 | 11 |
| True convection | ● | ● |
| Convection bake | ● | ● |
| Bake | ● | ● |
| Convection pastry | ● | ● |
| Pastry bake | ● | ● |
| Roast | ● | ● |
| Broil | ● | ● |
| Maxi broil | ● | ● |
| Convection Broil | ● | ● |
| Warm | ● | ● |
| Self Clean | ● | ● |
| Control | Digital and Dials | Digital and Dials |
| Optional square handle accessory | | |
| Power requirements | 4 wire | 4 wire |
| Supply voltage | 120 / 240V | 120 / 240V |
| Supply frequency | 60Hz | 60Hz |
| Rated current | 50A circuit | 30A circuit |
| Warranty | Limited 2 Years Parts and Labor | Limited 2 Years Parts and Labor |

WALL OVENS



| Model no. | OB30DTEPX3 N | OB30STEPX3 N |
|--|---|--|
| Price (UMRP) | \$5,549 | \$3,799 |
| SKU | 81830 | 81829 |
| Type of appliance | 30" 11 Function Double Self-clean Built-in Oven | 30" 11 Function Self-clean Built-in Oven |
| Dimensions | D: 23 29/32" x W: 29 29/32" x H: 48 7/16" | D: 23 29/32" x W: 29 29/32" x H: 27 1/16" |
| Finish | Brushed stainless steel | Brushed stainless steel |
| Shelf positions | 8 per cavity | 8 |
| Total capacity | 4.1 cu ft + 4.1 cu ft | 4.1 cu ft |
| Oven functions | 11 | 11 |
| Bake | ● | ● |
| Aero™ Bake | ● | ● |
| Broil | ● | ● |
| Maxi broil | ● | ● |
| Aero™ Broil | ● | ● |
| True Aero™ | ● | ● |
| Classic Bake | ● | ● |
| Aero™ Pastry | ● | ● |
| Roast | ● | ● |
| Warm | ● | ● |
| Self-clean | ● | ● |
| Performance | | |
| Grill | 4400W | 4400W |
| AeroTech™ technology | ● | ● |
| Controls | | |
| Electronic clock | ● | ● |
| Automatic cooking/minute timer | ● | ● |
| Turned stainless capacitive touch buttons with illuminated halos | ● | ● |
| Sabbath mode | ● | ● |
| Power requirements | | |
| Supply voltage | 120 / 240V | 120 / 240V |
| Supply frequency | 60Hz | 60Hz |
| Rated current | 38.3A 240V / 33.7A 208V | 19.4A 240V / 16.7A 208V |
| Accessories | | |
| Telescopic sliding shelves | 5 (additional sets available for purchase) | 3 (additional sets available for purchase) |
| 3-pc anti-splatter grill system (Broil pan, Splatter guard and Broil rack) | ● | ● |
| Meat probe | ● | ● |
| Warranty | Limited 2 Years Parts and Labor | Limited 2 Years Parts and Labor |

BUILT-IN OVENS



| MODEL no. | OB30DDEPX3 N | OB30SDEPX3 N | OB30SCEPX3 N |
|--|--|--|---|
| Price (UMRP) | \$5,549 | \$3,799 | \$2,949 |
| SKU | 81828 | 81827 | 81826 |
| Type of appliance | 30" 11 Function Double Self-clean Built-in Oven | 30" 11 Function Self-clean Built-in Oven | 30" 9 Function Self-clean Built-in Oven |
| Dimensions (excluding handles) | D: 23 29/32" x W: 29 29/32" x H: 48 7/16" | D: 23 29/32" x W: 29 29/32" x H: 27 1/8" | D: 23 29/32" x W: 29 29/32" x H: 27 1/16" |
| Finish | Black reflective glass with polished metal trim | Black reflective glass with polished metal trim | Black reflective glass with polished metal trim |
| Total capacity | 4.1 cu ft + 4.1 cu ft | 4.1 cu ft | 4.1 cu ft |
| Shelf positions | 8 per cavity | 8 | 8 |
| Oven functions | 11 | 11 | 9 |
| Bake | ● | ● | ● |
| Aero™ Bake | ● | ● | ● |
| Broil | ● | ● | ● |
| Maxi broil | ● | ● | ● |
| Aero™ Broil | ● | ● | ● |
| True Aero™ | ● | ● | ● |
| Classic Bake | ● | ● | ● |
| Aero™ Pastry | ● | ● | ● |
| Roast | ● | ● | ● |
| Warm | ● | ● | ● |
| Self-clean | ● | ● | ● |
| Performance | | | |
| Grill | 4400W | 4400W | 4400W |
| AeroTech™ technology | ● | ● | ● |
| Controls | | | |
| Electronic clock | ● | ● | ● |
| Automatic cooking/minute timer | ● | ● | ● |
| Turned stainless capacitive touch buttons with illuminated halos | 3 | 3 | 3 |
| Sabbath mode | ● | ● | ● |
| Power requirements | | | |
| Supply voltage | 120 - 240V | 120 - 240V | 120 - 240V |
| Supply frequency | 60Hz | 60Hz | 60Hz |
| AMP draw | 38.3A 240V / 33.7A 208V | 19.4A 240V / 16.7A 208V | 19.4A 240V / 16.7A 208V |
| Accessories | | | |
| Telescopic sliding shelves | 5 (additional sets available for purchase) | 3 (additional sets available for purchase) | 2 (additional sets available for purchase) |
| Grill system | 3-pc anti-splatter grill system (Broil pan, Splatter guard and Broil rack) | 3-pc anti-splatter grill system (Broil pan, Splatter guard and Broil rack) | 2-pc grill system (Broil pan and Broil rack) |
| Meat probe | ● | ● | Optional (available for purchase) |
| Warranty* | Limited 2 Years Parts and Labor | Limited 2 Years Parts and Labor | Limited 2 Years Parts and Labor |

COMPANION PRODUCTS



| | |
|--------------------------|---|
| Model no. | OB24SCDEPX1 |
| Price (UMRP) | \$3,249 |
| SKU | 81205 |
| Type of appliance | Built-in Oven, 24" 3 cu ft, 11 Function |
| Finish | Stainless steel with black reflective glass |

| | |
|------------------------------------|----------|
| Dimensions | |
| Height | 23 9/16" |
| Width | 23 1/2" |
| Depth (excluding handle and dials) | 22 1/4" |

| | |
|-----------------------|----|
| Oven functions | 11 |
| Bake | ● |
| Vent Bake | ● |
| Aero™ Bake | ● |
| Maxi Broil | ● |
| Aero™ Broil | ● |
| True Aero™ | ● |
| Aero™ Pastry | ● |
| Roast | ● |
| Warm | ● |
| Self-clean | ● |
| Rapid proof | ● |

| | |
|---|------------------|
| Oven features | |
| True convection | ● |
| AeroTech™ technology | ● |
| ActiveVent™ system | ● |
| Whisper quiet cooking* | ● |
| Automatic rapid pre-heat | ● |
| Self cleaning | ● |
| Pyrolytic proof shelf runners | ● |
| Full extension telescopic sliding shelves | 1 set |
| Internal light | 2x 25W (halogen) |
| Electronic oven control | ● |
| Soft open/close door | ● |

| | |
|--------------------|---------------|
| Performance | |
| Total capacity+ | 3 cu ft |
| Usable capacity+ | 2.5 cu ft |
| Shelf positions | 6 |
| Broil | 3000W |
| CoolTouch door | Triple glazed |

| | |
|--------------------------------|---|
| Cleaning | 9 |
| Acid resistant graphite enamel | ● |
| Pyrolytic self-clean | ● |
| Pyrolytic proof shelf runners | ● |
| Removable shelf runners | ● |
| Removable oven door | ● |

| | |
|--------------------------------|---|
| Safety | |
| CoolTouch door | ● |
| Advanced cooling system | ● |
| Balanced oven door | ● |
| Non-tip shelves | ● |
| Full extension sliding shelves | ● |
| Control panel key lock | ● |
| Catalytic venting system | ● |

| | |
|---|------------------|
| Controls | |
| Electronic clock | ● |
| Automatic cooking/minute timer | ● |
| Precise electronic temperature control | ● |
| Automatic pre-set temperatures | ● |
| Behind glass capacitive touch buttons | ● |
| Turned stainless dials with illuminated halos | ● |
| Interior light | 2x 25W (halogen) |
| Audio feedback | ● |
| Celsius/Fahrenheit temperature | ● |
| Sabbath mode | ● |

| | |
|---------------------------|----------|
| Power requirements | |
| Supply voltage | 208-240V |
| Supply frequency | 60Hz |
| AMP draw | 19A |

| | |
|--|---------------------|
| Accessories | |
| Step down wire shelf | ● |
| Pyrolytic proof shelf runners | 1 set |
| Full extension telescopic sliding shelves | 1 set (part 565048) |
| 3-pc anti-splatter grill system (Broil pan, Splatter guard and Grill rack) | ● |
| Meat probe | ● |

| | |
|------------------|---------------------------------|
| Warranty* | Limited 2 Years Parts and Labor |
|------------------|---------------------------------|

COMPANION PRODUCTS



| | |
|--------------------------|---|
| Model no. | OB24SCDEX1 |
| Price (UMRP) | \$2,599 |
| SKU | 81206 |
| Type of appliance | Built-in Oven, 24" 3 cu ft, 11 Function |
| Finish | Stainless steel with black reflective glass |

| | |
|------------------------------------|----------|
| Dimensions | |
| Height | 23 9/16" |
| Width | 23 1/2" |
| Depth (excluding handle and dials) | 22 1/4" |

| | |
|--------------------|---------------|
| Performance | |
| Total capacity+ | 3 cu ft |
| Usable capacity+ | 2.5 cu ft |
| Shelf positions | 6 |
| Broil | 3000W |
| CoolTouch door | Triple glazed |

| | |
|--------------------------|------------------|
| Oven features | |
| True convection | ● |
| AeroTech™ technology | ● |
| ActiveVent™ system | ● |
| Whisper quiet cooking* | ● |
| Automatic rapid pre-heat | ● |
| Internal light | 2x 25W (halogen) |
| Electronic oven control | ● |

| | |
|-----------------------|----|
| Oven functions | 11 |
| Bake | ● |
| Vent Bake | ● |
| Aero™ Bake | ● |
| Maxi Broil | ● |
| Aero™ Broil | ● |
| True Aero™ | ● |
| Classic Bake | ● |
| Aero™ Pastry | ● |
| Roast | ● |
| Warm | ● |
| Rapid proof | ● |

| | |
|--------------------------------|---|
| Cleaning | |
| Acid resistant graphite enamel | ● |
| Drop-down grill element | ● |
| Removable shelf runners | ● |
| Removable oven door | ● |

| | |
|--------------------------------|------------------------|
| Safety | |
| CoolTouch door | ● |
| Advanced cooling system | ● |
| Balanced oven door | ● |
| Non-tip shelves | ● |
| Full extension sliding shelves | Optional (part 565048) |
| Control panel key lock | ● |

| | |
|---|------------------|
| Controls | |
| Electronic clock | ● |
| Automatic cooking/minute timer | ● |
| Precise electronic temperature control | ● |
| Automatic pre-set temperatures | ● |
| Behind glass capacitive touch buttons | ● |
| Turned stainless dials with illuminated halos | ● |
| Interior light | 2x 25W (halogen) |
| Audio feedback | ● |
| Celsius/Fahrenheit temperature | ● |
| Sabbath mode | ● |

| | |
|---------------------------|----------|
| Power requirements | |
| Supply voltage | 208-240V |
| Supply frequency | 60Hz |
| AMP draw | 19A |

| | |
|---|------------------------|
| Accessories | |
| Step down wire shelf | ● |
| Flat wire shelf | ● |
| Chromed shelf runners | 1 set |
| Full extension telescopic sliding shelves | Optional (part 565048) |
| Broil pan | ● |

| | |
|------------------|---------------------------------|
| Warranty* | Limited 2 Years Parts and Labor |
|------------------|---------------------------------|

COMPANION PRODUCTS



| | |
|--------------------------|---|
| Model no. | OS24NDB1 |
| Price (UMRP) | \$3,049 |
| SKU | 81230 |
| Type of appliance | 24" Compact Built-in Combination Steam Oven |
| Finish | Black reflective glass with polished metal trim |

| | |
|------------------------------------|---|
| Dimensions | |
| Height (excluding vent trim) | 18 1/16" (18 13/16" with optional lower trim kit or 30" trim kit) |
| Width | 23 7/16" (29 12/16" with 30" trim kit) |
| Depth (excluding handle and dials) | 21" |

| | |
|-----------------|-----------|
| Capacity | |
| Total capacity+ | 1.3 cu ft |
| Shelf positions | 3 |

| | |
|----------------------|---|
| Oven features | 9 |
| True convection | ● |
| Ring and Broil | ● |
| Convection Broil | ● |
| Broil | ● |
| Steam Assist | ● |
| Steam 100 | ● |
| Steam 130 | ● |
| Steam and Ring | ● |
| Steam Clean (Oven) | ● |

| | |
|--------------------|-------|
| Performance | |
| Grill power | 1500W |
| Fan element power | 1500W |
| Steam generator | 1800W |

| | |
|---|---|
| Cleaning | |
| Easy clean 316 grade stainless steel interior | ● |
| Easy to clean formed side racks | ● |
| Removable water tank | ● |

| | |
|------------------------|---|
| Safety | |
| Control panel key lock | ● |
| CoolTouch door | ● |

| | |
|--|-------------|
| Controls | |
| High resolution touch display | ● |
| Intuitive information display | ● |
| Automatic cooking/minute timer | ● |
| Recipe and food based functions | ● |
| Precise electronic temperature control | ● |
| Audio feedback | ● |
| Multi language interface | ● |
| Celsius/Fahrenheit temperature | ● |
| Interior light | 25W halogen |

| | |
|---------------------------|-------------------|
| Power requirements | |
| Supply voltage | 120/208 - 120/240 |
| Supply frequency | 60Hz |
| AMP draw | 15A |

| | |
|------------------------|--------------------------|
| Accessories | |
| Baking pan | ● |
| Wire shelf | ● |
| Perforated trap | ● |
| Meat probe | ● |
| 76cm trim kit | TK30NDB1 (81226) (\$269) |
| Lower trim kit (478mm) | TK480NDB1 (81662) (\$59) |

| | |
|------------------|---------------------------------|
| Warranty* | Limited 2 Years Parts and Labor |
|------------------|---------------------------------|

COMPANION PRODUCTS



| | | | |
|-------------------------------------|---|---|---------------------------------|
| Model no. | EB24DSXB1 | | |
| Price (UMRP) | \$3,249 | | |
| SKU | 81204 | | |
| Type of appliance | 24" Built-in Coffee Maker | | |
| Finish | Black reflective glass with polished metal trim | | |
| Dimensions | | Cleaning | |
| Height (excluding vent trim) | 18 1/16" (18 13/16" with optional lower trim kit or 30" trim kit) | Self-clean function | ● |
| Width | 23 7/16" (29 12/16" with 30" trim kit) | Easy to remove coffee grinds container | ● |
| Depth (excluding handle and dials) | 18 7/8" | Easy to remove drip tray with level indicator | ● |
| Capacity | | Easy to remove stainless steel hot water/steam pipe | ● |
| Number of cups | 1 or 2 | Controls | |
| Water tank capacity | 5/8 gallon | High resolution 4.3" touch display | ● |
| Coffee bean container capacity | 3/4lb | Intuitive information display | ● |
| Grounds container capacity | 14 cups of coffee | Smart self-learning menu preferences | ● |
| Drip tray capacity | 1 quart | Water tank empty indicator | ● |
| Functions | | Cleaning reminder | ● |
| Coffee strength levels | 13 functions | Coffee grounds full reminder | ● |
| Cup size levels | 5 | Refill coffee bean reminder | ● |
| Espresso | 4 + manual | Multi language interface | ● |
| Double espresso | ● | Lights | 4x LED |
| Coffee | ● | Power requirements | |
| Long black | ● | Supply voltage | 120 |
| Americano | ● | Supply frequency | 50/60Hz |
| Cappuccino | ● | AMP draw | 10A |
| Latte | ● | Accessories | |
| Flat white | ● | Thermal milk jug (autocappuccino) 1/8 gallon | ● |
| Latte macchiato | ● | Extractable steam outlet | ● |
| Espresso macchiato | ● | Coffee spoon | ● |
| Hot milk | ● | Descaling agent bottle | ● |
| Hot water | ● | Water filter | ● |
| Steam | ● | 30" trim kit | TK30NDB1 (81226) (\$269) |
| Personalised coffee | ● | Lower trim kit (18 13/16") | TK480NDB1 (81662) (\$59) |
| Takes pre-ground coffee (decaf) | ● | Warranty* | Limited 2 Years Parts and Labor |
| Performance | | | |
| Coffee temperatures | 5 | | |
| Heating system | Thermoblock with stainless steel tube and steamer | | |
| Heating system power (coffee/steam) | 1200W/1000W | | |
| Pump pressure | 15bar | | |
| Pump power | 50W | | |
| Grinder | Stainless steel conical burr | | |
| Grinding coarseness | 13 positions | | |
| Integrated cup warmer shelf | ● | | |
| integrated storage for accessories | ● | | |

PROFESSIONAL WARMING DRAWERS



| Model no. | WDV230 N | WDV130 N | OD30WDX2 UB |
|---|--------------------------------------|--|---|
| Price (UMRP) | \$1,549 | \$1,449 | \$1,549 |
| SKU | 71400 | 71403 | 81583 |
| Type of appliance | 30" Warming Drawer | 30" Panel Ready Warming Drawer | 30" Built-in Warming Drawer |
| Dimensions | D: 25 1/4" x W: 29 3/4" x H: 10 1/2" | D: 25 1/8" x W: 29 11/16" x H: 10 1/2" | D: 25 1/16" x W: 29 11/1" x H: 10 1/2" |
| Finish | Stainless steel | Panel Ready | Black reflective glass with brushed stainless steel |
| Capacity | | | |
| Place settings | 6 | 6 | |
| Features | | | |
| Power | 500W Electric | 500W Electric | 500W Electric |
| Capacity usable cu ft | 1.5 | 1.5 | 1.6 |
| Fits standard size plate (11") | 6 | 6 | 6 |
| Performance | | | |
| Proof | 90°F - 110°F | 90°F - 110°F | 90 - 110°F |
| Low | 140°F - 170°F | 140°F - 170°F | 200 - 250°F |
| Medium | 170°F - 200°F | 170°F - 200°F | 170 - 200°F |
| High | 200°F - 250°F | 200°F - 250°F | 140 - 170°F |
| Control | Dials | Dials | |
| Optional Square Handle Accessory | AHV2-WOWD / 71267 (\$209) | AHV2-WOWD / 71267 (\$209) | AHV2-WOWD / 71267 (\$209) |
| Power requirements | | | |
| Rated current | 15A | 15A | 15A |
| Supply voltage | 120V | 120V | 120V |
| Supply frequency | 60Hz | 60Hz | 60Hz |
| Warranty | Limited 2 Years Parts and Labor | Limited 2 Years Parts and Labor | Limited 2 Years Parts and Labor |

CONTEMPORARY WARMING DRAWERS



| MODEL no. | WB24SDEX1 | WB24SDEB1 |
|--|--------------------------------------|--------------------------------------|
| Price (UMRP) | \$999 | \$999 |
| SKU | 81578 | 81577 |
| Type of appliance | 24" Warming Drawer | 24" Warming Drawer |
| Dimensions | D: 21 7/8" x W: 23 7/16" x H: 4 5/8" | D: 21 7/8" x W: 23 7/16" x H: 4 5/8" |
| Finish | Brushed stainless steel | Black reflective glass |
| Capacity | | |
| Cappuccino cups | 20 | 20 |
| Espresso cups | 48 | 48 |
| Maximum allowable weight | 66lb | 66lb |
| Place settings | 6 | 6 |
| Usable height | 3 1/4" | 3 1/4" |
| Number of 11" standard size plates | | |
| Total capacity | | |
| Performance | | |
| Proof | | |
| High | 149°F | 149°F |
| Medium | 131°F | 131°F |
| Low | 113°F | 113°F |
| Moist and crisp setting | | |
| Power output | | |
| Cleaning | | |
| Easy clean smooth-glass base | • | • |
| Safety | | |
| Automatic turn off after 12 hours | • | • |
| Full extension slides | • | • |
| Soft closing mechanism | • | • |
| Controls | | |
| On/Off indicator | • | • |
| Stainless steel buttons with glowing halos | • | • |
| Two automatic timers | 1 + 2 hour | 1 + 2 hour |
| Power requirements | | |
| Supply voltage | 110 - 120 | 110 - 120 |
| Supply frequency | 60Hz | 60Hz |
| AMP draw | 4A | 4A |
| Warranty* | Limited 2 Years Parts and Labor | Limited 2 Years Parts and Labor |

COMPANION PRODUCTS ACCESSORIES

Trim Kit

| MODEL no. | TK480NDB1 | TK30NDB1 |
|-------------------|--|---------------------------------------|
| Price (UMRP) | \$59 | \$249 |
| SKU | 81662 | \$269 |
| Type of appliance | Companion Trim Kit for Linear Installation of multiple products only - Built-In Ovens, Coffee Maker & Warming Drawer | 30" Trim Kit for EB24DSXB1 & OS24NDB1 |

HANDLES

Contemporary Round

| MODEL no. | AHS-OBDD-60S | AHS-OBDD-60D |
|-------------------|---|--|
| Price (UMRP) | \$79 | \$159 |
| SKU | 81671 | 81674 |
| Type of appliance | 1 pc Handle Kit for 24" Wall Ovens, 24" Warming Drawers, & 24" Steam Oven *Also fits DishDrawer DD24 Models* | 2 pc Handle Kit 24" Wall Oven *Also fits 24" Wallovens OB24SCDEX1,OB24SCDEX1, OB24NDB1** |

| MODEL no. | AHS-OBDD-60D | AHS-OB-76D |
|-------------------|--|---|
| Price (UMRP) | \$159 | \$319 |
| SKU | 81674 | 81673 |
| Type of appliance | 2 pc Handle Kit 24" Wall Oven *Also fits 24" Wallovens OB24SCDEX1,OB24SCDEX1, OB24NDB1** | 2 pc Handle Kit 30" Double Wall Oven |

Pro Square

| MODEL no. | AHV2-WOWD |
|-------------------|-------------------------------------|
| Price (UMRP) | \$209 |
| SKU | 71267 |
| Type of appliance | 1 pc Handle kit single wall oven |

PROFESSIONAL MICROWAVE OVENS




| Model no. | MO24SS-3 Y | CMO24SS-3 Y |
|--|--|--|
| Price (UMRP) | \$659 | \$899 |
| SKU | 70996 | 70997 |
| Type of appliance | 24" Traditional Microwave Oven | 24" Convection Microwave Oven |
| Dimensions | D: 19 1/8" x W: 24" x H: 13 3/8" | D: 19" x W: 24 5/8" x H: 14 7/8" |
| Finish | Stainless steel | Stainless steel |
| Total capacity | 2 cu ft | 1.5 cu ft |
| Features | | |
| Sealed easy clean interior surface | ● | ● |
| Turntable system | 16" | 15 3/8" |
| Easy to read color display | ● | ● |
| Microwave function | 1200W | 900W |
| Convection element | | 1450W |
| Baking racks | | 2 |
| Built-in and freestanding installation | ● | ● |
| Preset programs | | |
| Sensor cook settings | 13 | 8 |
| Convection compu cook | | 10 |
| Compu defrost | | ● |
| Defrost settings | 8 | |
| Keep warm plus | ● | |
| Reheat | ● | ● |
| Popcorn | ● | ● |
| Recommended accessories | | |
| 30" Trim kits | MOTTK-FP (70902) (\$229) / TK30MOX1 (81228) (\$439) | CMOTTK-FP (70901) (\$239) / TK30CMOX1 (81229) (\$539) |
| Power requirements | | |
| Supply voltage | 3 wire 120 / 240V | 3 wire 120 / 240V |
| Supply frequency | 60Hz | 60Hz |
| AMP draw | 15A Circuit | 15A Circuit |
| Warranty | Limited 2 Years Parts and Labor | Limited 2 Years Parts and Labor |

MICROWAVE OVENS



| | |
|----------------------------|--|
| MODEL no. | CMOH30SS-2 Y |
| Price (UMRP) | \$999 |
| SKU | 70904 |
| Type of appliance | 30" Over the Range Microwave |
| Dimensions | D: 15 9/32" x W: 30" x H: 16 11/32" |
| Finish | Stainless steel |
| Total capacity | 1.1 cu ft |
| Cooking programs | |
| 12 Compu Cook | ● |
| Compu defrost | ● |
| Sensor cook settings | 8 |
| Reheat | ● |
| Popcorn | ● |
| Performance | |
| Microwave | 850W |
| Convection element | 1400W |
| Cleaning | |
| Sealed easy clean interior | ● |
| Removable carousel | ● |
| Controls | |
| Easy to read display | ● |
| 7 digit display | ● |
| 2 color display | ● |
| Power requirements | |
| Supply voltage | 120V |
| Supply frequency | 60Hz |
| AMP draw | 15A |
| Accessories | |
| Baking racks | 2 |
| Warranty* | Limited 2 Years Parts and Labor |

MICROWAVE TRIM KITS



| Model no. | CMOTK-30 | MOTTK-30 |
|-------------------|---------------------------------------|---------------------------------------|
| Price (UMRP) | \$239 | \$229 |
| SKU | 70865 | 70866 |
| Type of appliance | Trim Kit w/Fan for CMOS-24SS-3Y | Trim Kit w/Fan for MO-24SS-3Y |
| Dimensions | D: 1 1/2" x W: 29 11/16" x H: 20 1/2" | D: 1 1/2" x W: 29 11/16" x H: 18 7/8" |
| Finish | Stainless steel | Stainless steel |
| Mounting type | Proud only | Proud or flush |




| Model no. | TK30MOX1 | TK30CMOX1 |
|-------------------|-----------------------------------|-----------------------------------|
| Price (UMRP) | \$439 | \$539 |
| SKU | 81228 | 81229 |
| Type of appliance | Trim Kit w/Fan for MO-24SS-2 | Trim Kit w/Fan for CMO-24SS-2 |
| Dimensions | D: 7/8" x W: 29 7/8" x H: 17 7/8" | D: 7/8" x W: 29 7/8" x H: 19 5/8" |
| Finish | Stainless steel | Stainless steel |
| Mounting type | Proud or flush | Proud or flush |

VENTILATION - WALL HOODS



| Model no. | HCB48-12 N | HCB36-12 N |
|----------------------------------|---|---|
| Price (UMRP) | \$2,849 | \$2,399 |
| SKU | 50105 | 50104 |
| Type of appliance | 48" Professional Range Hood, 1200CFM | 36" Professional Range Hood, 1200CFM |
| Dimensions | D: 25 1/16" x W: 47 7/8" x H: 18" | D: 25 1/16" x W: 35 7/8" x H: 18" |
| Finish | Stainless steel | Stainless steel |
| Fan ratings | | |
| Max. air movement | 1200 CFM | 1200 CFM |
| Performance | | |
| Extraction type | Surface | Surface |
| Fan speeds | 4 | 4 |
| Cleaning | | |
| Filter type | Dishwasher safe stainless steel baffle filters | Dishwasher safe stainless steel baffle filters |
| Grease management | In-filter Grease Filter Trays | In-filter Grease Filter Trays |
| Installation | | |
| Required duct size | 2 x 8" or 1 x 10" with transition (HTRN10) Not Included | 2 x 8" or 1 x 10" with transition (HTRN10) Not Included |
| Recommended maximum duct length | 40' | 40' |
| Ducted — top extraction | ● | ● |
| Controls | | |
| Control type | Rotary Switch | Rotary Switch |
| Light type | 2 Level Halogen Lights x3 | 2 Level Halogen Lights x2 |
| Power requirements | | |
| Supply voltage | 120V | 120V |
| Supply frequency | 60Hz | 60Hz |
| AMP draw | 15A Circuit | 15A Circuit |
| Transition accessories | | |
| Recommended vertical duct covers | HCC4812 - 50079 (12") (\$329) or HCC4806 - 50078 (6") (\$269) | HCC3612 - 50077 (12") (\$269) or HCC3606 - 50076 (6") (\$219) |
| Infrared warming lights | HIR48 - 50081 (\$439) (includes 2x 175W Heat Lamps) | HIR36 - 50080 (\$379) (includes 2x 175W Heat Lamps) |
| Warranty* | Limited 2 Years Parts and Labor | Limited 2 Years Parts and Labor |

VENTILATION - WALL HOODS



| Model no. | HCB36-6 N | HCB30-6 N |
|----------------------------------|--|--|
| Price (UMRP) | \$2,199 | \$1,949 |
| SKU | 50103 | 50102 |
| Type of appliance | 36" Professional Range Hood, 600 CFM | 30" Professional Range Hood, 600 CFM |
| Dimensions | D: 25 1/16" x W: 35 7/8" x H: 18" | D: 25 1/16" x W: 29 7/8" x H: 18" |
| Finish | Stainless steel | Stainless steel |
| Fan ratings | | |
| Max. air movement | 600 CFM | 600 CFM |
| Performance | | |
| Extraction type | Surface | Surface |
| Fan speeds | 4 | 4 |
| Cleaning | | |
| Filter type | Dishwasher safe stainless steel baffle filters | Dishwasher safe stainless steel baffle filters |
| Grease management | In-filter Grease Filter Trays | In-filter Grease Filter Trays |
| Installation | | |
| Required duct size | 1 x 8" | 1 x 8" |
| Recommended maximum duct length | 40' | 40' |
| Ducted – top extraction | ● | ● |
| Controls | | |
| Control type | Rotary Switch | Rotary Switch |
| Light type | 2 Level Halogen Lights x2 | 2 Level Halogen Lights x2 |
| Power requirements | | |
| Supply voltage | 120V | 120V |
| Supply frequency | 60Hz | 60Hz |
| AMP draw | 15A Circuit | 15A Circuit |
| Accessories | | |
| Recommended vertical duct covers | HCC3612 - 50077 (12") (\$269) or HCC3606 - 50076 (6") (\$219) | HCC3012 - 50093 (12") (\$219) or HCC3006 - 50092 (6") (\$169) |
| Infrared warming lights | HIR36 - 50080 (\$379) (includes 2x 175W Heat Lamps) | |
| Warranty* | Limited 2 Years Parts and Labor | Limited 2 Years Parts and Labor |

VENTILATION - WALL HOODS



| Model no. | HD36 | HD30 |
|---------------------------|---|---|
| Price (UMRP) | \$1,549 | \$1,449 |
| SKU | 50045 | 50044 |
| Type of appliance | 36" Down Draft, Excludes Blower Unbranded | 30" Down Draft, Excludes Blower Unbranded |
| Dimensions | D: 2 1/8" x W: 36" x H: 28 1/4" - 42 1/4" | D: 2 1/8" x W: 30" x H: 28 1/4" - 42 1/4" |
| Finish | Stainless steel | Stainless steel |
| Performance | | |
| Extraction type | Surface | Surface |
| Fan speeds | Infinite Speed Control | Infinite Speed Control |
| Cleaning | | |
| Filter type | Dishwasher safe stainless steel | Dishwasher safe stainless steel |
| Installation | | |
| Required duct size | 6" internal blower / 10" external | 6" internal blower / 10" external |
| Maximum duct length | 55 feet for 6" / 75 feet 10" duct | 55 feet for 6" / 75 feet 10" duct |
| Ducted | Front or Side Extraction | Front or Side Extraction |
| Power requirements | | |
| | 3 wire | 3 wire |
| Supply voltage | 120V | 120V |
| Supply frequency | 60Hz | 60Hz |
| AMP draw | 15A Circuit | 15A Circuit |
| Accessories | | |
| Downdraft blower internal | HBD600I - 50046 (\$649) | HBD600I - 50046 (\$649) |
| Downdraft blower external | HBD1200E - 50047 (\$1,099) | HBD1200E - 50047 (\$1,099) |
| Warranty* | Limited 2 Years Parts and Labor | Limited 2 Years Parts and Labor |

VENTILATION



| Model no. | HPB3011-4 | HPB3611-4 |
|----------------------------------|---|---|
| Price (UMRP) | \$1,399 | \$1,599 |
| SKU | 50094 | 50149 |
| Type of appliance | 30" x 11" Integrated Insert Range Hood, 400 CFM | 36" x 11" Integrated Insert Range Hood, 400 CFM |
| Dimensions | D: 11" x W: 28 3/4" x H: 16 1/4" | D: 11" x W: 34 5/8" x H: 16 1/4" |
| Finish | Stainless steel and Aluminium | Stainless steel and Aluminium |
| Fan ratings | | |
| Max air movement | 400 CFM | 400 CFM |
| Performance | | |
| Fan speeds | 4 | 5 |
| Filter Type | Stainless steel baffle | Stainless steel baffle |
| Extraction Type | Surface | Surface |
| Installation and cleaning | | |
| Ducting direction | Vertical only | Vertical only |
| Air outlet size | 1 x 8" | 1 x 8" |
| Dishwasher safe filters | ● | ● |
| Controls and lighting | | |
| Control type | Electronic | Electronic |
| Remote control | Optional | Optional |
| Sensing | ● | ● |
| Auto-off/Run-on timer | ● | ● |
| Filter cleaning alert | ● | ● |
| Lights | Full length strip | Full length strip |
| Light type | 3000K LED | 3000K LED |
| Dimmable lights/No. settings | 5 | 5 |
| Power requirements | | |
| Supply Voltage | 120v | 120v |
| Warranty* | Limited 2 Years Parts and Labor | Limited 2 Years Parts and Labor |

VENTILATION



| Model no. | HPB3619-12 | HPB4819-12 |
|----------------------------------|--|--|
| Price (UMRP) | \$2,299 | \$2,599 |
| SKU | 50110 | 50098 |
| Type of appliance | 36" x 19" Integrated Insert Range Hood, 1100 CFM | 48" x 19" Integrated Insert Range Hood, 1100 CFM |
| Dimensions | D: 18 7/8" x W: 34 5/8" x H: 18 3/16" | D: 18 7/8" x W: 46 7/8" x H: 18 3/16" |
| Finish | Stainless steel and Aluminium | Stainless steel and Aluminium |
| Fan ratings | | |
| Max air movement | 1100 CFM | 1100 CFM |
| Performance | | |
| Fan speeds | 5 | 5 |
| Filter Type | Stainless steel baffle | Stainless steel baffle |
| Extraction Type | Surface | Surface |
| Installation and cleaning | | |
| Ducting direction | Vertical only | Vertical only |
| Air outlet size | 1 x 10" | 1 x 10" |
| Dishwasher safe filters | ● | ● |
| Controls and lighting | | |
| Control type | Electronic | Electronic |
| Remote control | ● | ● |
| Sensing | ● | ● |
| Auto-off/Run-on timer | ● | ● |
| Filter cleaning alert | ● | ● |
| Lights | Full length strip | Full length strip |
| Light type | 3000K LED | 3000K LED |
| Dimmable lights/No. settings | 5 | 5 |
| Power requirements | | |
| Supply Voltage | 120v | 120v |
| Accessories | | |
| Remote control kit | HPBRF1 (50137) - Included | HPBRF1 (50137) - Included |
| Warranty* | Limited 2 Years Parts and Labor | Limited 2 Years Parts and Labor |

VENTILATION

| Model no. | HCC3606 | HCC3612 |
|--------------------------|---------------------------------------|--|
| Price (UMRP) | \$219 | \$269 |
| SKU | 50076 | 50077 |
| Type of appliance | 36" Vent Duct Cover ONLY (36"w x 6"h) | 36" Vent Duct Cover ONLY (36"w x 12"h) |
| Dimensions | D: 6" x W: 36" | D: 12" x W: 36" |

| Model no. | HCC4806 | HCC4812 |
|--------------------------|---------------------------------------|--|
| Price (UMRP) | \$269 | \$329 |
| SKU | 50078 | 50079 |
| Type of appliance | 48" Vent Duct Cover ONLY (48"w x 6"h) | 48" Vent Duct Cover ONLY (48"w x 12"h) |
| Dimensions | D: 16" x W: 48" | D: 12" x W: 48" |

| Model no. | HCC3006 | HCC3012 |
|--------------------------|---------------------------------------|--|
| Price (UMRP) | \$169 | \$219 |
| SKU | 50092 | 50093 |
| Type of appliance | 30" Vent Duct Cover ONLY (30"w x 6"h) | 30" Vent Duct Cover ONLY (30"w x 12"h) |
| Dimensions | D: 16" x W: 30" | D: 12" x W: 30" |

VENTILATION



| Model no. | HC36PHTX1 N | HC30PHTX1 N | HC24PHTX1 N |
|--|--|--|--|
| Price (UMRP) | \$1,649 | \$1,299 | \$1,099 |
| SKU | 50131 | 50130 | 50132 |
| Type of appliance | 36" Pyramid Wall Range Hood | 30" Pyramid Wall Range Hood | 24" Pyramid Wall Range Hood |
| Dimensions | D: 19 11/16" x W: 35 3/8" x H: 25 13/16" - 43 1/16" | D: 19 11/16" x W: 29 3/4" x H: 25 13/16" - 43 1/16" | D: 19 11/16" x W: 23 3/4" x H: 25 13/16" - 43 1/16" |
| Finish | Stainless steel | Stainless steel | Stainless steel |
| Fan ratings | | | |
| Max. air movement | 600 CFM | 600 CFM | 600 CFM |
| Max. decibel rating | 67dB(A) | 67dB(A) | 67dB(A) |
| Performance | | | |
| Extraction type | Surface | Surface | Surface |
| Fan speeds | 4 | 4 | 4 |
| Cleaning | | | |
| Dishwasher safe aluminium mesh filters | 3 | 2 | 2 |
| Stainless steel filter cover | ● | ● | ● |
| Installation | | | |
| Two-piece height adjustable flue | ● | ● | ● |
| Air outlet | 6" | 6" | 6" |
| Ducted - top extraction | ● | ● | ● |
| Recirculation | Optional | Optional | Optional |
| Controls | | | |
| Control type | Soft-touch buttons | Soft-touch buttons | Soft-touch buttons |
| Timer function | ● | ● | ● |
| Light type | Halogen 2 x 50W | Halogen 2 x 50W | Halogen 2 x 50W |
| Power requirements | | | |
| Supply voltage | 120V | 120V | 120V |
| Supply frequency | 60 Hz | 60 Hz | 60 Hz |
| Accessories | | | |
| Recirculation diverter | XRECIRC - 50112 (\$79) | XRECIRC - 50112 (\$79) | XRECIRC - 50112 (\$79) |
| Warranty* | Limited 2 Years Parts and Labor | Limited 2 Years Parts and Labor | Limited 2 Years Parts and Labor |

VENTILATION



| Model no. | HC36DTXB2 | HC30DTXB2 | HC24DTXB2 |
|--|--|--|---|
| Price (UMRP) | \$1,649 | \$1,299 | \$1,099 |
| SKU | 50084 | 50083 | 50082 |
| Type of appliance | 36" Box Wall Range Hood | 30" Box Wall Range Hood | 24" Box Wall Range Hood |
| Dimensions | D: 19 11/16" x W: 35 3/8" x H: 23 3/4" - 41 1/6" | D: 19 11/16" x W: 29 3/4" x H: 23 3/4" - 41 1/6" | D: 19 11/16" x W: 23 9/16" x H: 23 3/4" - 41 1/6" |
| Finish | Stainless steel, black glass | Stainless steel, black glass | Stainless steel, black glass |
| Fan ratings | | | |
| Max. air movement | 600 CFM | 600 CFM | 600 CFM |
| Max. decibel rating | 67dBa | 67dBa | 67dBa |
| Performance | | | |
| Extraction type | Surface | Surface | Surface |
| Fan speeds | 4 | 4 | 4 |
| Cleaning | | | |
| Dishwasher safe aluminium mesh filters | 3 | 2 | 2 |
| Stainless steel filter cover | ● | ● | ● |
| Easy-clean interior plate | ● | ● | ● |
| Installation | | | |
| Two-piece height adjustable flue | ● | ● | ● |
| Air outlet | 6" | 6" | 6" |
| Ducted - top extraction | ● | ● | ● |
| Recirculation | Optional | Optional | Optional |
| Controls | | | |
| Control type | Soft-touch buttons | Soft-touch buttons | Soft-touch buttons |
| Timer function | ● | ● | ● |
| Light type | 2 x 50W Halogen | 2 x 50W Halogen | 2 x 50W Halogen |
| Power requirements | | | |
| Supply Voltage | 110 - 120V | 110 - 120V | 110 - 120V |
| Supply frequency | 60Hz | 60Hz | 60Hz |
| AMP draw | 5.2A | 5.2A | 5.2A |
| Accessories | | | |
| Chimney extension | COVERDUCT - 791774 (\$329) | COVERDUCT - 791774 (\$329) | COVERDUCT - 791774 (\$329) |
| Recirculation diverter | XRECIRC - 50112 (\$79) | XRECIRC - 50112 (\$79) | XRECIRC - 50112 (\$79) |
| Warranty* | Limited 2 Years Parts and Labor | Limited 2 Years Parts and Labor | Limited 2 Years Parts and Labor |

VENTILATION



| Model no. | HP36ILTX1 | HP24ILTX1 |
|--|------------------------------------|----------------------------------|
| Price (UMRP) | \$999 | \$799 |
| SKU | 50087 | 50085 |
| Type of appliance | 36" Perimeter Insert Range Hood | 24" Perimeter Insert Range Hood |
| Dimensions | D: 11" x W: 32 11/16" x H: 12 3/8" | D: 11" x W: 20 7/8" x H: 13 3/4" |
| Finish | Stainless steel | Stainless steel |
| Fan ratings | | |
| Max. air movement | 600 CFM | 600 CFM |
| Max. decibel rating | 67dBA | 67dBA |
| Performance | | |
| Extraction type | Perimeter | Perimeter |
| Fan speeds | 4 | 4 |
| Cleaning | | |
| Dishwasher safe aluminium mesh filters | 3 | 2 |
| Stainless steel filter cover | ● | ● |
| Installation | | |
| Air outlet | 6" | 6" |
| Ducted - top extraction | ● | ● |
| Controls | | |
| Control type | Soft-touch buttons | Soft-touch buttons |
| Timer function | ● | ● |
| Light type | Halogen 2 x 50W | Halogen 2 x 50W |
| Power requirements | | |
| Supply voltage | 120V | 120V |
| Supply frequency | 60Hz | 60Hz |
| AMP draw | 5.2A | 5.2A |
| Warranty* | Limited 2 Years Parts and Labor | Limited 2 Years Parts and Labor |

VENTILATION ACCESSORIES



| Model no. | HBD6001 | HBD1200E | ES36_UB | ES30_UB |
|--------------------|---------------------------------|-------------------------------------|--|--|
| Price (UMRP) | \$649 | \$1,099 | \$1,749 | \$1,549 |
| SKU | 50046 | 50047 | 50146 | 50145 |
| Type of appliance | Down Draft Blower INT | Down Draft Blower EXT | 36" Wall Mount Hood, 600 CFM, 12" High | 30" Wall Mount Hood, 600 CFM, 12" High |
| Dimensions | D: 13" x W: 10" x H: 13" | D: 33 1/4" x W: 26 3/4" x H: 8 1/4" | D: 23" x W: 35 7/8" x H: 12" | D: 23" x W: 29 7/8" x H: 12" |
| Fan ratings | | | | |
| Max. air movement | 600 CFM | 1200 CFM | 600 CFM | 600 CFM |
| Max. dBA rating | 67 dBA | | 71 dBA | 71 dBA |
| Required duct size | 6" | 10" | | |
| Power requirements | 3 wire | 3 wire | | |
| Supply voltage | 120V | 120V | 120V | 120V |
| Supply frequency | 60Hz | 60Hz | 60Hz | 60Hz |
| Rated current | 15A Circuit | 15A Circuit | 15A Circuit | 15A Circuit |
| Warranty* | Limited 2 Years Parts and Labor | Limited 2 Years Parts and Labor | Limited 2 Years Parts and Labor | Limited 2 Years Parts and Labor |

| Model no. | XRECIRC | HIR36 | HIR48 |
|-------------------|--|-------------------------|-------------------------|
| Price (UMRP) | \$79 | \$379 | \$439 |
| SKU | 50112 | 50080 | 50081 |
| Type of appliance | Recirculation Kit Compatible with - Contemporary Wall Ventilation & Pyramid Ventilation Only | 36" Heat Lamp Accessory | 48" Heat Lamp Accessory |

| Model no. | HTRN10 | COVERDUCT |
|-------------------|---|--|
| Price (UMRP) | \$59 | \$329 |
| SKU | 50129 | 791774 |
| Type of appliance | Pro Hood Transition Piece - required for installs with 10" ducting *Not included with Pro Hoods** | Hood Extension (Cover Duct Extension 850 MM) |

DOUBLE DISHDRAWER™



| Model no. | DD24DI9 N | DD24DTI9 N |
|---|--|--|
| Price (UMRP) | \$1,199 | \$1,399 |
| SKU | 81218 | 81217 |
| Type of appliance | Integrated Panel Ready Double DishDrawer™ | Integrated Panel Ready Double DishDrawer™ Tall |
| Dimensions (excluding handle) | D: 22 1/2" x W: 23 9/16" x H: 32 5/16" - 34 5/8" | D: 22 9/16" x W: 23 9/16" x H: 34 - 36 3/8" |
| Finish | Integrated (panel ready) | Integrated (panel ready) |
| Performance | | |
| ADA compliant | ● | ● |
| Energy Star certified | ● | ● |
| Energy usage | 263 kWh/year | 263 kWh/year |
| Water usage | 3.28 gallon running both tubs | 3.28 gallon running both tubs |
| Built-in water softener | ● | ● |
| SmartDrive™ technology | ● | ● |
| Capacity and loading | | |
| Place settings | 14 | 14 |
| Accommodates round plates up to | 11" (top & bottom) | 12 1/4" (top) / 11" (bottom) |
| Fold down tines | ● | ● |
| Pitch adjustable tines | ● | ● |
| Adjustable height, foldable cupracks | ● | ● |
| Fixed height, foldable cupracks | | |
| Wash programs | 15 | 15 |
| Eco options | ● | ● |
| Control | | |
| Internal wash selector | ● | ● |
| Child lock | ● | ● |
| End of cycle beeps | ● | ● |
| Rinse aid indicator light | ● | ● |
| Knock to pause | ● | ● |
| Electronic fault/Diagnostic indicator | ● | ● |
| Energy saving delay start option up to 12 hrs | ● | ● |
| Accessories | | |
| Cutlery basket | 2 | 2 |
| Kick strip | ● | ● |
| Warranty* | Limited 2 year parts and labor | Limited 2 year parts and labor |

DOUBLE DISHDRAWER™



| Model no. | DD24DDFTX9 N | DD24DCHTX9 N |
|---|--|---|
| Price (UMRP) | \$1,399 | \$1,399 |
| SKU | 81222 | 81600 |
| Type of appliance | Stainless Steel Double DishDrawer™ Tall with Contemporary Handle | Stainless Steel Double DishDrawer™ Tall Softener with Recessed Handle |
| Dimensions (excluding handle) | D: 22 1/2" x W: 23 9/16" x H: 34 - 36 3/8" | D: 22 15/16" x W: 23 9/16" x H: 34 - 36 3/8" |
| Finish | EZKleen stainless steel, proud handle | EZKleen stainless steel, pocket handle |
| Performance | | |
| ADA compliant | ● | ● |
| Energy Star certified | ● | ● |
| Energy usage | 263 kWh/year | 282 kWh/year |
| Water usage | 3.28 gallon running both tubs | 3.28 gallon/cycle |
| Built-in water softener | | ● |
| SmartDrive™ technology | ● | ● |
| Capacity and loading | | |
| Place settings | 14 | 14 |
| Accommodates round plates up to | 12 1/4" (top) / 11" (bottom) | 12 1/4" (top) / 11" (bottom) |
| Fold down tines | ● | ● |
| Pitch adjustable tines | ● | ● |
| Adjustable height, foldable cupracks | ● | ● |
| Fixed height, foldable cupracks | | |
| Wash programs | 15 | 15 |
| Eco options | ● | ● |
| Control | | |
| Internal wash selector | ● | |
| Child lock | ● | ● |
| End of cycle beeps | ● | ● |
| Rinse aid indicator light | ● | ● |
| Knock to pause | | |
| Electronic fault/Diagnostic indicator | ● | ● |
| Energy saving delay start option up to 12 hrs | ● | ● |
| Accessories | | |
| Cutlery basket | 2 | 2 |
| Kick strip | ● | ● |
| Warranty* | Limited 2 year parts and labor | Limited 2 year parts and labor |

DOUBLE DISHDRAWER™



| Model no. | DD24DCTW9 N | DD24DAX9 N |
|---|--|---|
| Price (UMRP) | \$1,299 | \$1,199 |
| SKU | 81597 | 81596 |
| Type of appliance | White Double DishDrawer™ Tall with Recessed Handle | Stainless Steel Double DishDrawer™ with Recessed Handle |
| Dimensions (excluding handle) | D: 22 9/16" x W: 23 9/16" x H: 34 - 36 3/8" | D: 22 9/16" x W: 23 9/16" x H: 32 5/16" - 34 5/8" |
| Finish | White, pocket handle | EZKleen stainless steel, pocket handle |
| Performance | | |
| ADA compliant | | ● |
| Energy Star certified | ● | ● |
| Energy usage | 265 kWh/year | 265 kWh/year |
| Water usage | 3.44 gallon running both tubs | 3.44 gallon per drawer |
| Built-in water softener | | |
| SmartDrive™ technology | ● | ● |
| Capacity and loading | | |
| Place settings | 14 | 14 |
| Accommodates round plates up to | 12 1/4" (top) / 11" (bottom) | 12 1/4" (top) / 11" (bottom) |
| Fold down tines | ● | ● |
| Pitch adjustable tines | | |
| Adjustable height, foldable cupracks | | |
| Fixed height, foldable cupracks | ● | ● |
| Wash programs | 15 | 6 |
| Eco options | ● | ● |
| Control | | |
| Internal wash selector | | |
| Child lock | ● | ● |
| End of cycle beeps | ● | ● |
| Rinse aid indicator light | | |
| Knock to pause | | |
| Electronic fault/Diagnostic indicator | ● | ● |
| Energy saving delay start option up to 12 hrs | ● | ● |
| Accessories | | |
| Cutlery basket | 2 | 2 |
| Kick strip | ● | ● |
| Warranty* | Limited 2 year parts and labor | Limited 2 year parts and labor |

DOUBLE DISHDRAWER™



| Model no. | DD24DHTI9 N | DD24DV2T9 N |
|---|---|--|
| Price (UMRP) | \$1,499 | \$1,399 |
| SKU | 81216 | 71401 |
| Type of appliance | Integrated Panel Ready Double DishDrawer™ Tall Softener | Pro 24" Standard Double DishDrawer™ Tall |
| Dimensions (excluding handle) | D: 22 1/2" x W: 23 4/7" x H: 34 - 36 3/8" | D: 22 9/16" x W: 23 9/16" x H: 32 5/16" - 34 5/8" |
| Finish | | |
| Performance | | |
| ADA compliant | | |
| Energy Star certified | ● | ● |
| Energy usage | 286 kWh/year | 263kWh/year |
| Water usage | 3.90 gal | 3.28 gal |
| Built-in water softener | ● | |
| SmartDrive™ technology | ● | ● |
| Capacity and loading | | |
| Place settings | 14 | 14 |
| Accommodates round plates up to | 12 1/4" (top) / 11" (bottom) | 12 1/4" (top) / 11" (bottom) |
| Fold down tines | ● | ● |
| Pitch adjustable tines | ● | ● |
| Adjustable height, foldable cupracks | ● | ● |
| Fixed height, foldable cupracks | | |
| Wash programs | | |
| Eco options | ● | ● |
| Control | | |
| Internal wash selector | ● | ● |
| Child lock | ● | ● |
| End of cycle beeps | ● | ● |
| Rinse aid indicator light | ● | ● |
| Knock to pause | ● | |
| Electronic fault/Diagnostic indicator | ● | ● |
| Energy saving delay start option up to 12 hrs | ● | ● |
| Accessories | | |
| Cutlery basket | 2 | 2 |
| Kick strip | ● | ● |
| Warranty* | Limited 2 year parts and labor | Limited 2 year parts and labor |

DOUBLE DISHDRAWER™



| Model no. | DD24DCTX9 N | DD24DCTB9 N |
|---|--|--|
| Price (UMRP) | \$1,299 | \$1,299 |
| SKU | 81599 | 81598 |
| Type of appliance | Stainless Steel Double DishDrawer™ Tall with Recessed Handle | Black Double DishDrawer™ Tall with Recessed Handle |
| Dimensions (excluding handle) | D: 22 9/16" x W: 23 9/16" x H: 34 - 36 3/8" | D: 22 9/16" x W: 23 9/16" x H: 34 - 36 3/8" |
| Finish | EZKleen stainless steel, pocket handle | Black, pocket handle |
| Performance | | |
| ADA compliant | | |
| Energy Star certified | ● | ● |
| Energy usage | 265 kWh/year | 265 kWh/year |
| Water usage | 3.44 gallon running both tubs | 3.44 gallon running both tubs |
| Built-in water softener | | |
| SmartDrive™ technology | ● | ● |
| Capacity and loading | | |
| Place settings | 14 | 14 |
| Accommodates round plates up to | 12 1/4" (top) / 11" (bottom) | 12 1/4" (top) / 11" (bottom) |
| Fold down tines | ● | ● |
| Pitch adjustable tines | ● | ● |
| Adjustable height, foldable cupracks | ● | ● |
| Fixed height, foldable cupracks | | |
| Wash programs | 15 | 15 |
| Eco options | ● | ● |
| Control | | |
| Child lock | ● | ● |
| Internal wash selector | | |
| End of cycle beeps | ● | ● |
| Rinse aid indicator light | ● | ● |
| Knock to pause | | |
| Electronic fault/Diagnostic indicator | ● | ● |
| Energy saving delay start option up to 12 hrs | ● | ● |
| Accessories | | |
| Cutlery basket | 2 | 2 |
| Kick strip | ● | ● |
| Warranty* | Limited 2 year parts and labor | Limited 2 year parts and labor |

SINGLE DISHDRAWER™



| Model no. | DD24SHT19 N | DD24STI9 N |
|---|---|--|
| Price (UMRP) | \$949 | \$849 |
| SKU | 81219 | 81220 |
| Type of appliance | Integrated Panel Ready Single DishDrawer™ Tall Softener | Integrated Panel Ready Single DishDrawer™ Tall |
| Dimensions (excluding handle) | D: 22 1/2" x W: 23 9/16" x H: 17 7/8" | D: 22 1/2" x W: 23 9/16" x H: 17 7/8" |
| Finish | Integrated (panel ready) | Integrated (panel ready) |
| Performance | | |
| ADA compliant | ● | ● |
| Energy Star certified | ● | ● |
| Energy usage | 152 kWh/year | 144 kWh/year |
| Water usage | 1.79 gallon/cycle | 1.64 gallon/cycle |
| Built-in water softener | ● | ● |
| SmartDrive™ technology | ● | ● |
| Capacity and loading | | |
| Place settings | 7 | 7 |
| Accommodates round plates up to | 12.25" | 12.25" |
| Fold down tines | ● | ● |
| Pitch adjustable tines | ● | ● |
| Adjustable height, foldable cupracks | ● | ● |
| Fixed height, foldable cupracks | | |
| Wash programs | 15 | 15 |
| Eco options | ● | ● |
| Control | | |
| Internal wash selector | ● | ● |
| Child lock | ● | ● |
| End of cycle beeps | ● | ● |
| Rinse aid indicator light | ● | ● |
| Electronic fault/Diagnostic indicator | ● | ● |
| Knock to pause | ● | ● |
| Energy saving delay start option up to 12 hrs | ● | ● |
| Accessories | | |
| Cutlery basket | ● | ● |
| Warranty* | Limited 2 year parts and labor | Limited 2 year parts and labor |



| Model no. | DD24SDFTX9 N | DD24SI9 N |
|---|---|---|
| Price (UMRP) | \$949 | \$749 |
| SKU | 81223 | 81221 |
| Type of appliance | Stainless Steel Single DishDrawer™ with Contemporary Handle | Integrated Panel Ready Single DishDrawer™ |
| Dimensions (excluding handle) | D: 22 9/16" x W: 23 9/16" x H: 18 13/16" | D: 22 1/2" x W: 23 9/16" x H: 16 1/8" |
| Finish | EZKleen stainless steel, proud handle | Integrated (panel ready) |
| Performance | | |
| ADA compliant | ● | ● |
| Energy Star certified | ● | ● |
| Energy usage | 144 kWh/year | 144 kWh/year |
| Water usage | 1.64 gallon/cycle | 1.64 gallon/cycle |
| Built-in water softener | | |
| SmartDrive™ technology | ● | ● |
| Capacity and loading | | |
| Place settings | 7 | 7 |
| Accommodates round plates up to | 12.25" | 11" |
| Fold down tines | ● | ● |
| Pitch adjustable tines | ● | ● |
| Adjustable height, foldable cupracks | ● | ● |
| Fixed height, foldable cupracks | | |
| Wash programs | 15 | 15 |
| Eco options | ● | ● |
| Control | | |
| Internal wash selector | ● | ● |
| Child lock | ● | ● |
| End of cycle beeps | ● | ● |
| Rinse aid indicator light | ● | ● |
| Electronic fault/Diagnostic indicator | ● | ● |
| Knock to pause | | ● |
| Energy saving delay start option up to 12 hrs | ● | ● |
| Accessories | | |
| Cutlery basket | ● | 2 |
| Warranty* | Limited 2 year parts and labor | Limited 2 year parts and labor |



| Model no. | DD24SCTX9 N | DD24SCTB9 N |
|---|---|---|
| Price (UMRP) | \$849 | \$849 |
| SKU | 81606 | 81605 |
| Type of appliance | Stainless Steel Single DishDrawer™ with Recessed Handle | Black Single DishDrawer™ with Recessed Handle |
| Dimensions (excluding handle) | D: 22 9/16" x W: 23 9/16" x H: 17 7/8" | D: 22 9/16" x W: 23 9/16" x H: 17 7/8" |
| Finish | EZKleen stainless steel, pocket handle | Black, pocket handle |
| Performance | | |
| ADA compliant | ● | ● |
| Energy Star certified | ● | ● |
| Energy usage | 151 kWh/year | 151 kWh/year |
| Water usage | 1.81 gallon | 1.81 gallon |
| Built-in water softener | | |
| SmartDrive™ technology | ● | ● |
| Capacity and loading | | |
| Place settings | 7 | 7 |
| Accommodates round plates up to | 12.25" | 12.25" |
| Fold down tines | ● | ● |
| Pitch adjustable tines | ● | ● |
| Adjustable height, foldable cupracks | ● | ● |
| Fixed height, foldable cupracks | | |
| Wash programs | 15 | 15 |
| Eco options | ● | ● |
| Control | | |
| Internal wash selector | | |
| Child lock | ● | ● |
| End of cycle beeps | ● | ● |
| Rinse aid indicator light | ● | ● |
| Knock to pause | | |
| Electronic fault/Diagnostic indicator | ● | ● |
| Energy saving delay start option up to 12 hrs | ● | ● |
| Accessories | | |
| Cutlery basket | 2 | 2 |
| Warranty* | Limited 2 year parts and labor | Limited 2 year parts and labor |



| Model no. | DD24SCTW9 N | DD24SAX9 N |
|---|---|---|
| Price (UMRP) | \$849 | \$749 |
| SKU | 81604 | 81603 |
| Type of appliance | White Single DishDrawer™ with Recessed Handle | Stainless Steel Single DishDrawer™ with Recessed Handle |
| Dimensions (excluding handle) | D: 22 9/16" x W: 23 9/16" x H: 17 7/8" | D: 22 9/16" x W: 23 9/16" x H: 16 1/8" |
| Finish | White, pocket handle | EZKleen stainless steel, pocket handle |
| Performance | | |
| ADA compliant | ● | ● |
| Energy Star certified | ● | ● |
| Energy usage | 151 kWh/year | 144 kWh/year |
| Water usage | 1.81 gallon | 1.64 gallon/cycle |
| Built-in water softener | | |
| SmartDrive™ technology | ● | ● |
| Capacity and loading | | |
| Place settings | 7 | 7 |
| Accommodates round plates up to | 12.25" | 11" |
| Fold down tines | ● | ● |
| Pitch adjustable tines | ● | |
| Adjustable height, foldable cupracks | ● | |
| Fixed height, foldable cupracks | | ● |
| Wash programs | 15 | 6 |
| Eco options | ● | ● |
| Control | | |
| Internal wash selector | | ● |
| Child lock | ● | ● |
| End of cycle beeps | ● | ● |
| Rinse aid indicator light | ● | ● |
| Knock to pause | | ● |
| Electronic fault/Diagnostic indicator | ● | |
| Energy saving delay start option up to 12 hrs | ● | ● |
| Accessories | | |
| Cutlery basket | 2 | ● |
| Warranty* | Limited 2 year parts and labor | Limited 2 year parts and labor |

DISHDRAWER™ ACCESSORIES

ACCESSORY PANELS

| Model no. | ADDD24S N | ADDD24D N | ADDD24ST N | ADDD24DT N |
|-------------------|--|---|--|--|
| Price (UMRP) | \$149 | \$219 | \$139 | \$219 |
| SKU | 81262 | 88669 | 81263 | 81261 |
| Type of appliance | Contemporary Stainless Accessory Door for DD24SI9 N for Single DishDrawer™ | Contemporary Stainless Accessory Doors for DD24DI9 N for Double DishDrawer™ | Contemporary Stainless Accessory Door for DD24STI9 N for Single Tall DishDrawer™ | Contemporary Stainless Accessory Door for DD24DTI9 N for Double Tall DishDrawer™ |

HANDLE KITS

| Model no. | AHV2-DD24 N | AHS-OBDD-60D | AHS-OBDD-60S | AHD3-OBDD-60S | AHD3-OBDD-60D |
|-------------------|--|---|---|--|--|
| Price (UMRP) | \$209 | \$159 | \$79 | \$79 | \$159 |
| SKU | 81727 | 81674 | 81671 | 81908 | 81909 |
| Type of appliance | Professional Square 1 pc Handle Kit Single DishDrawer™ | Contemporary Round 2 pc Handle Kit Double DishDrawer™ | Contemporary Round 1 pc Handle Kit Single DishDrawer™ **Also fits 24" Wall Ovens, 24" Warming Drawers & 24" Steam Oven models** | Contemporary Square Single DishDrawer™ 1 pc Handle Kit | Contemporary Square Double DishDrawer™ 2 pc Handle Kit |

HOSE EXTENSION

| Model no. | KD-DDEXT1 |
|-------------------|----------------------------|
| Price (UMRP) | \$49 |
| SKU | 525798 |
| Type of appliance | DishDrawer™ hose extension |
| Dimensions | D: 12" x W: 12" x H: 5" |

FRONT LOAD COMPACT WASHERS



| Model no. | WH2424F1 | WH2424P1 |
|--|--|---|
| Price (UMRP) | \$1,299 | \$1,019 |
| SKU | 96235 | 96236 |
| Type of appliance | 2.4 cu ft 24" Front Load FabricSmart Washer | 2.4 cu ft 24" Front Load WashSmart Washer |
| Dimensions | D: 25 13/32" x W: 23 19/32" x H: 33 15/32" | D: 25 13/32" x W: 23 19/32" x H: 33 15/32" |
| Finish | White | White |
| Performance | | |
| Detergent | High efficiency | |
| Max spin speed | 1400rpm | 1400rpm |
| SmartDrive™ Technology | ● | ● |
| Soak option | ● | |
| Spin speeds | 4 | 4 |
| Vortex Wash | ● | ● |
| Wash cycles | 16 | 13 |
| Consumption | | |
| Energy rating | EnergyStar | EnergyStar |
| Water usage (per wash cycle) | 61 LL | 73L |
| Wash Features | | |
| Add a Garment (immediate door opening) | ● | ● |
| Anti-fungal door gasket | ● | ● |
| Auto out of balance correction | ● | ● |
| Automatic water level | ● | ● |
| Choice of cold only or hot & cold water inlets | ● | ● |
| Customise cycle | ● | ● |
| Delay start | ● | ● |
| Door and gasket flush | ● | ● |
| Eco/Eco Rinse | ● | ● |
| Excess foam detection | ● | ● |
| Extra rinse option | ● | ● |
| Flood protection | ● | ● |
| Interior light | ● | |
| Keylock | ● | ● |
| No spin | ● | ● |
| Pre Wash | ● | ● |
| SmartTouch™ Control Dial | ● | ● |
| Spin speeds | No spin, 500, 800, 1100, 1400 | No spin, 500, 800, 1100, 1400 |
| Water inlet | Hot & Cold | Hot & Cold |
| Water temperature controls | 5 | 5 |
| Main Features | | |
| Capacity (dry load) | 2.4 cu ft | 2.4 cu ft |
| Wash Cycles | | |
| Wash programs | 13 | 13 |
| Warranty* | Limited 2 year parts and labor | Limited 2 year parts and labor |

FRONT LOAD COMPACT DRYERS



| | |
|-----------------------------|---|
| Model no. | DE4024P1 |
| Price (UMRP) | \$1,079 |
| SKU | 96243 |
| Type of appliance | 4.0 cu ft 24" Electric Condensing Dryer |
| Dimensions | D: 25 13/32" x W: 23 19/32" x H: 33 15/32" |
| Finish | White |
| Performance | |
| Auto sensing | ● |
| Condensing | ● |
| Dryness Levels | 5 |
| Reverse tumbling | Sheets cycle |
| Temperature settings | 4 |
| Timed dry | ● |
| Style And Series | |
| Product Series | Series 7 |
| Product Style | Condensing |
| Dry Features | |
| Clean Lint Filter Indicator | ● |
| Delay start | ● |
| Drum Interior Light | ● |
| Drying Progress Indicator | ● |
| Drying rack | ● |
| Easy access lint filter | ● |
| End of cycle signal | ● |
| Keylock | ● |
| SmartTouch™ Control Dial | ● |
| Stainless steel drum | ● |
| Time to go | ● |
| Wrinkle Free | ● |
| Main Features | |
| Dryer Capacity | 4.0 cu ft |
| Dry Cycles | 15 |
| Warranty* | Limited 2 year parts and labor |

LAUNDRY ACCESSORIES

| | |
|--------------------------|---|
| Model no. | DK6-2 |
| Price (UMRP) | \$29 |
| SKU | 428075 |
| Type of appliance | Front Load Compact Laundry Stacking Kit |