

**ENTRÉES DE CLÉ | ESCUTCHEONS**

7

**MEUBLE CLASSIQUE | CABINET CLASSIC || SECTION 1**

**FINIS | FINISHES**

<b>001</b> Laiton poli verni Polished lacquered brass	<b>003</b> Fer naturel Natural steel	<b>007</b> Noir Black	<b>009</b> Rouille Rust	<b>012</b> Étain Pewter	<b>056</b> Laiton patiné satiné Satin antique brass	<b>057</b> Laiton antique Antique brass
----------------------------------------------------------	-----------------------------------------	--------------------------	----------------------------	----------------------------	--------------------------------------------------------	--------------------------------------------

**FONCTIONS | FUNCTIONS**

<b>C</b> Clé Key hole (Vertical)	<b>T</b> Tiroir Drawer (Horizontal)	<b>P</b> Platine Round hole	<b>◀▶</b> Gauche/droite Left/right
-------------------------------------	----------------------------------------	--------------------------------	---------------------------------------

#	L × L   L × W	F	001	003	007	009	012	056	057
0010	2 3/4 × 11/16"	C	\$17.50	\$5.50	\$8.00	-	\$12.00	-	\$17.50
0011	4 5/16 × 13/16"	C ◀▶	20.00	5.50	8.00	-	9.00	-	19.00
0011T	4 5/16 × 13/16"	T	20.00	5.50	8.00	-	9.00	-	19.00
0011P	4 5/16 × 13/16"	P ◀▶	28.00	13.00	17.50	-	20.00	-	26.00
0012	7 9/16 × 1"	C	26.00	8.00	13.00	-	15.50	-	26.00
0012T	7 9/16 × 1"	T	26.00	8.00	13.00	-	-	-	-
0012P	7 9/16 × 1"	P	26.00	11.00	13.00	-	15.50	-	26.00
0015	6 1/4 × 1"	C ◀▶	26.00	8.00	9.00	-	10.00	-	24.00
0015T	6 1/4 × 1"	T	26.00	8.00	9.00	-	10.00	-	24.00
0015P	6 1/4 × 1"	P ◀▶	46.00	13.00	17.50	-	27.50	\$45.00	45.00
0016	6 5/16 × 13/16"	C ◀▶	23.00	6.50	9.00	-	10.00	-	23.00
0016T	6 5/16 × 13/16"	T	23.00	6.50	9.00	-	10.00	-	23.00
0016P	6 5/16 × 13/16"	P ◀▶	51.00	13.00	17.50	-	23.00	-	50.00
0018	9 7/16 × 1 1/16"	C	32.00	9.00	17.50	-	22.00	-	32.00
0018P	9 7/16 × 1 1/16"	P	32.00	9.00	17.50	-	22.00	-	32.00
0020	8 1/16 × 1"	C ◀▶	32.00	9.00	17.50	-	22.00	-	32.00
0021	7 7/8 × 1"	C ◀▶	32.00	10.00	12.00	-	13.00	-	32.00
0021T	7 7/8 × 1"	T	32.00	-	12.00	-	13.00	-	-
0021P	7 7/8 × 1"	P ◀▶	35.00	13.00	17.50	-	21.00	32.00	32.00
0024	9 7/16 × 1 3/16"	C ◀▶	-	10.00	15.50	-	-	-	-
0076	3 3/4 × 1 9/16"	C	-	10.00	15.50	-	-	-	-
0077	5 7/8 × 1"	C	-	21.00	23.00	-	-	-	-
0077P	5 7/8 × 1"	P	45.00	15.00	17.00	\$18.50	18.50	39.00	-
0082	7 11/16 × 1"	C ◀▶	32.00	9.00	12.00	-	-	-	26.00



ENTRÉES DE CLÉ | ESCUTCHEONS

MEUBLE CLASSIQUE | CABINET CLASSIC || SECTION 1

8

FINIS | FINISHES

<b>001</b> Laiton poli verni Polished lacquered brass	<b>003</b> Fer naturel Natural steel	<b>007</b> Noir Black	<b>009</b> Rouille Rust	<b>012</b> Étain Pewter	<b>056</b> Laiton patiné satiné Satin antique brass	<b>057</b> Laiton antique Antique brass
----------------------------------------------------------	-----------------------------------------	--------------------------	----------------------------	----------------------------	--------------------------------------------------------	--------------------------------------------

FONCTIONS | FUNCTIONS

<b>C</b> Clé Key hole (Vertical)	<b>T</b> Tiroir Drawer (Horizontal)	<b>P</b> Platine Round hole	◀▶ Gauche/droite Left/right
-------------------------------------	----------------------------------------	--------------------------------	--------------------------------

#	L × L   L × W	F	001	003	007	009	012	056	057
0091	2 3/4 × 1 3/4"	C	\$21.00	\$7.00	\$10.00	-	-	-	\$17.50
0091P	2 3/4 × 1 3/4"	P	46.00	-	17.50	-	\$22.00	\$40.00	40.00
0093	4 3/4 × 1 1/16"	C ◀▶	29.00	10.00	12.00	-	13.00	-	27.00
0093T	4 3/4 × 1 1/16"	T	29.00	10.00	12.00	-	13.00	-	27.00
0093P	4 3/4 × 1 1/16"	P ◀▶	29.00	17.50	20.00	-	22.00	-	25.00
0428	3 3/16 × 1"	C	-	-	11.00	-	-	-	-
1257-153	6 × 11/16"	C ◀▶	-	18.50	25.00	-	-	-	-
1257-200	7 7/8 × 1"	C ◀▶	63.00	21.00	28.00	-	-	-	69.00
1260	7 7/16 × 1 3/16"	C ◀▶	37.00	27.50	29.00	-	32.00	-	57.00
1260T	7 7/16 × 1 3/16"	T	-	-	29.00	-	32.00	-	-
1260P	7 7/16 × 1 3/16"	P ◀▶	37.00	-	29.00	-	32.00	37.00	37.00
1276	5 1/8 × 1 9/16"	C	46.00	14.50	15.50	-	16.50	-	46.00
1276P	5 1/8 × 1 9/16"	P	46.00	14.50	15.50	\$16.50	16.50	44.00	44.00
8516-135	5 5/16 × 1 1/16"	C ◀▶	35.00	10.00	12.00	-	21.00	-	-
8516T-135	5 5/16 × 1 1/16"	T	-	-	12.00	-	21.00	-	-
8516P-135	5 5/16 × 1 1/16"	P ◀▶	-	21.00	22.00	-	24.00	-	-
8516-185	7 1/4 × 7/8"	C ◀▶	50.00	11.00	14.50	-	24.00	-	41.00

## ENTRÉES DE CLÉ | ESCUTCHEONS

MEUBLE CLASSIQUE | CABINET CLASSIC || SECTION 1

## FINIS | FINISHES

<b>001</b> Laiton poli verni Polished lacquered brass	<b>003</b> Fer naturel Natural steel	<b>007</b> Noir Black	<b>009</b> Rouille Rust	<b>012</b> Étain Pewter	<b>056</b> Laiton patiné satiné Satin antique brass	<b>057</b> Laiton antique Antique brass
----------------------------------------------------------	-----------------------------------------	--------------------------	----------------------------	----------------------------	--------------------------------------------------------	--------------------------------------------

## FONCTIONS | FUNCTIONS

<b>C</b> Clé Key hole (Vertical)	<b>T</b> Tiroir Drawer (Horizontal)	<b>P</b> Platine Round hole	<b>◀▶</b> Gauche/droite Left/right
-------------------------------------	----------------------------------------	--------------------------------	---------------------------------------

#	L × L   L × W	F	001	003	007	009	012	056	057
0931T	3 5/8 × 1"	T	\$29.00	\$13.00	\$15.50	-	\$20.00	-	\$24.00
0931P	3 5/8 × 1"	P	43.00	26.00	28.00	-	31.00	-	37.00
1620	1 3/8 × 1 3/16"	C	9.00	-	-	-	-	-	10.00
1624	1 3/8 × 1 1/16"	C	9.00	-	-	-	-	-	10.00
9876-130	5 1/8 × 1"	C	32.00	11.00	13.00	-	-	-	28.00
9876T-130	5 1/8 × 1"	T	32.00	12.00	14.00	-	-	-	28.00
9876-170	6 11/16 × 1"	C	34.00	12.00	14.00	-	-	-	32.00
9876T-170	6 11/16 × 1"	T	34.00	12.00	14.00	-	-	-	32.00
9877	6 3/8 × 1 1/8"	C	26.00	9.00	11.00	-	13.00	-	26.00
9877T	6 3/8 × 1 1/8"	T	26.00	9.00	11.00	-	13.00	-	26.00
9877P	6 3/8 × 1 1/8"	P	34.00	15.50	16.50	\$20.00	20.00	\$33.00	33.00
9880	5 9/16 × 13/16"	C ◀▶	30.00	10.00	13.00	-	15.50	-	30.00
9880P	5 9/16 × 13/16"	P ◀▶	30.00	10.00	13.00	-	15.50	-	30.00
9882	6 1/2 × 15/16"	C ◀▶	43.00	22.00	29.00	-	-	-	35.00
9899-310	12 3/8 × 1 5/16"	C ◀▶	50.00	12.00	18.00	-	23.00	-	39.00
9899-410	16 1/8 × 1 5/16"	C ◀▶	98.00	31.00	40.00	-	-	-	98.00
9900	2 9/16 × 1 3/4"	C	36.00	8.00	12.00	14.50	14.50	-	30.00

**BOUTONS | KNOBS**

**MEUBLE CLASSIQUE | CABINET CLASSIC || SECTION 1**

10

**FINIS | FINISHES**

<b>001</b> Laiton poli verni Polished lacquered brass	<b>003</b> Fer naturel Natural steel	<b>007</b> Noir Black	<b>009</b> Rouille Rust	<b>012</b> Étain Pewter	<b>052</b> Laiton poli Polished brass	<b>056</b> Laiton patiné satiné Satin antique brass
----------------------------------------------------------	-----------------------------------------	--------------------------	----------------------------	----------------------------	------------------------------------------	--------------------------------------------------------

**057** Laiton antique  
Antique brass

#	Φ	L × L   L × W	001	003	007	009	012	052	056	057
0044-32	1 1/4"	-	-	-	\$72.00	-	\$75.00	-	-	-
0044-42	1 5/8"	-	-	-	79.00	-	81.00	-	-	-
0068-20	13/16"	-	\$29.00	-	11.00	\$12.00	12.00	-	-	\$20.00
0068-25	1"	-	31.00	-	14.50	16.50	16.50	-	-	23.00
0068-30	1 3/16"	-	36.00	-	19.00	22.00	22.00	-	-	26.00
0068-35	1 3/8"	-	40.00	-	24.00	26.00	26.00	-	-	34.00
0068-40	1 9/16"	-	47.00	-	26.00	28.00	28.00	-	-	37.00
0072-20	13/16"	-	-	\$6.00	11.00	-	12.00	\$9.00	-	13.00
0072-25	1"	-	-	7.00	14.50	-	16.50	11.00	-	16.00
0072-30	1 3/16"	-	-	10.00	19.00	-	22.00	17.00	-	21.00
0072-35	1 3/8"	-	-	13.00	24.00	-	26.00	22.00	-	26.00
0072-40	1 9/16"	-	-	-	26.00	-	28.00	-	-	-
0167	-	2 9/16 × 13/16"	-	-	48.00	51.00	51.00	-	-	-
1530-20	13/16"	-	-	-	12.00	-	13.00	-	-	-
1530-25	1"	-	-	-	15.50	-	16.50	-	-	-
1530-30	1 3/16"	-	-	-	20.00	-	23.00	-	-	-
1530-35	1 3/8"	-	-	-	25.00	-	27.00	-	-	-
1530-40	1 9/16"	-	-	-	28.00	-	29.00	-	-	-
1531-20	13/16"	-	25.00	-	12.00	-	13.00	-	\$17.50	17.50
1531-25	1"	-	27.00	-	15.50	-	16.50	-	21.00	21.00
1531-30	1 3/16"	-	34.00	-	20.00	-	23.00	-	28.00	28.00
1531-35	1 3/8"	-	39.00	-	25.00	-	27.00	-	34.00	34.00
1531-40	1 9/16"	-	46.00	-	27.00	-	30.00	-	40.00	40.00
5208-20	13/16"	-	-	-	11.00	-	12.00	-	20.00	-
5208-25	1"	-	-	-	14.00	-	16.50	-	23.00	-
5208-30	1 1/8"	-	-	-	19.00	-	22.00	-	26.00	-
5208-35	1 3/8"	-	-	-	24.00	-	26.00	-	34.00	-
5208-40	1 1/2"	-	-	-	26.00	-	29.00	-	37.00	-

**BOUTONS | KNOBS**

**MEUBLE CLASSIQUE | CABINET CLASSIC || SECTION 1**

**FINIS | FINISHES**

<b>003</b> Fer naturel Natural steel	<b>006</b> Fer noirci Oxidized black steel	<b>007</b> Noir Black	<b>008</b> Porcelaine blanche White porcelaine	<b>012</b> Étain Pewter	<b>022</b> Étain martelé Hammered pewter
<b>027</b> Noir martelé Hammered black	<b>029</b> Rouille martelé Hammered rust	<b>052</b> Laiton poli Polished brass	<b>057</b> Laiton antique Antique brass		

#	L x L   L x W	Φ	003	006	007	012	022	027	029	052	057
---	---------------	---	-----	-----	-----	-----	-----	-----	-----	-----	-----

**BOUTON ROND | ROUND KNOB**

1483-20	-	13/16"	\$5.00	\$7.00	-	-	-	-	-	\$9.00	\$13.00
1483-25	-	1"	8.00	10.00	-	-	-	-	-	12.00	17.00
1483-30	-	1 3/16"	9.00	11.00	-	-	-	-	-	17.00	21.00
1483-35	-	1 3/8"	11.00	13.00	-	-	-	-	-	21.00	25.00

**BOUTON MARTELÉ | HAMMERED KNOB**

1530-30	-	1 3/16"	-	-	-	-	\$48.00	\$44.00	\$48.00	-	-
1530-40	-	1 9/16"	-	-	-	-	59.00	53.00	59.00	-	-

**BOUTON CARRÉ | SQUARE KNOB**

1550-20	13/16 x 13/16"	-	-	-	\$29.00	\$34.00	-	-	-	-	41.00
1550-25	1 x 1"	-	-	-	31.00	35.00	-	-	-	-	44.00
1550-30	1 13/16 x 1 13/16"	-	-	-	37.00	39.00	-	-	-	-	62.00

**BOUTON OVAL | OVAL KNOB**

5252-33	1 5/16 x 13/16"	-	-	-	43.00	45.00	-	-	-	-	-
---------	-----------------	---	---	---	-------	-------	---	---	---	---	---

**BOUTONS PORCELAINE | PORCELAIN KNOBS**

#	L x L   L x W	Φ	008	FINIS   FINISHES		PORCELAINE	Bleu Blue	Ivoire Ivory	Blanc White
BOUTON ANGLAIS PORCELAINE   PORCELAINE ENGLISH KNOB				<b>001</b> Laiton poli verni   Polished lacquered brass			-	-	<b>061</b>
1315-25	-	1"	\$21.00	<b>004</b> Nickel poli   Polished nickel			-	-	<b>064</b>
1315-32	-	1 1/4"	24.00	<b>007</b> Noir   Black			<b>097</b>	<b>077</b>	<b>067</b>
1315-50	-	2"	32.00	<b>009</b> Rouille   Rust			<b>099</b>	<b>079</b>	<b>069</b>
				<b>012</b> Étain   Pewter			<b>092</b>	<b>072</b>	<b>062</b>

#	L x L   L x W	Φ	061	062	064	069	072	079	092	099
---	---------------	---	-----	-----	-----	-----	-----	-----	-----	-----

**BOUTON OVALE – PORCELAINE, BASE MÉTAL | OVAL KNOB – PORCELAINE, METAL BASE**

5233	7/8 x 1 1/4"	-	\$20.00	-	\$21.00	-	-	-	-	-
------	--------------	---	---------	---	---------	---	---	---	---	---

**BOUTON ROND – PORCELAINE, BASE MÉTAL | ROUND KNOB – PORCELAINE, METAL BASE**

5600-25	-	1"	12.00	-	15.00	-	-	-	-	-
5600-30	-	1 3/16"	15.00	\$29.00	20.00	\$29.00	\$29.00	\$29.00	\$29.00	\$29.00
5600-35	-	1 3/8"	21.00	-	22.00	-	-	-	-	-



BOUTONS, ROSACES ET PLATINES | KNOBS, ROSETTES AND ESCUTCHEONS

12

MEUBLE CLASSIQUE | CABINET CLASSIC || SECTION 1

FINIS | FINISHES

<b>001</b> Laiton poli verni Polished lacquered brass	<b>003</b> Fer naturel Natural steel	<b>007</b> Noir Black	<b>008</b> Porcelaine blanche White porcelaine	<b>009</b> Rouille Rust	<b>012</b> Étain Pewter
<b>056</b> Laiton patiné satiné Satin antique brass	<b>057</b> Laiton antique Antique brass				

#	L × L   L × W	⊕	001	003	007	009	012	056	057
ROSACES   ROSETTES									
0362-00	13/16" × 13/16"	-	\$11.00	-	\$3.50	\$5.50	\$5.50	-	\$11.00
0610	-	1 3/16"	19.00	\$2.50	8.00	9.00	9.00	\$16.50	16.50
0681-40	-	1 9/16"	15.50	4.50	9.00	9.00	9.00	14.50	14.50
0681-45	-	1 3/4"	16.50	4.50	10.00	10.00	10.00	15.50	15.50
0681-55	-	2 3/16"	19.00	5.50	12.00	12.00	12.00	17.50	17.50

BOUTON | KNOB

1143-85	3 3/8 × 1 3/16"	-	-	-	85.00	87.00	87.00	-	-
---------	-----------------	---	---	---	-------	-------	-------	---	---

PLATINE | ESCUTCHEON

1305-06	2 3/4 × 1 11/16"	-	-	-	20.00	24.00	24.00	-	-
---------	------------------	---	---	---	-------	-------	-------	---	---

ROSACE | ROSETTE

1434-32	-	1 1/4"	-	7.00	-	-	-	-	-
---------	---	--------	---	------	---	---	---	---	---

BOUTONS | KNOBS

4020-85	3 3/16 × 5/8"	-	-	-	72.00	-	80.00	-	-
4035-85	3 1/2 × 11/16"	-	-	-	77.00	-	92.00	-	-
4100-85	3 3/16 × 1 3/16"	-	-	-	77.00	-	92.00	-	-
4120-85	2 11/16 × 1 3/8"	-	-	-	96.00	96.00	115.00	-	-

PLATINE | ESCUTCHEON

5410	2 1/2 × 7/8"	-	-	-	11.00	12.00	12.00	-	-
------	--------------	---	---	---	-------	-------	-------	---	---

ROSACE | ROSETTE

5411-38	-	1 1/2"	-	-	15.50	16.50	16.50	-	-
5411-43	-	1 3/4"	-	-	17.50	19.00	19.00	-	-

#	L × L   L × W	008
---	---------------	-----

PLATINE | ESCUTCHEON

5600-07	3 15/16 × 1 1/4"	\$22.00
---------	------------------	---------

POIGNÉES ET PENDANTS | DROP PULLS AND HANDLES

MEUBLE CLASSIQUE | CABINET CLASSIC || SECTION 1

FINIS | FINISHES

<b>001</b> Laiton poli verni Polished lacquered brass	<b>003</b> Fer naturel Natural steel	<b>007</b> Noir Black	<b>009</b> Rouille Rust	<b>012</b> Étain Pewter	<b>056</b> Laiton patiné satiné Satin antique brass	<b>057</b> Laiton antique Antique brass
<b>062</b> Étain et porcelaine blanche Pewter and white porcelaine						

#	Ø	cc	001	003	007	009	012	056	057	062
---	---	----	-----	-----	-----	-----	-----	-----	-----	-----

ANNEAUX | RING HANDLES

0039-30	1 3/16"	-	-	-	\$22.00	-	\$24.00	-	-	-
0039-40	1 9/16"	-	-	-	23.00	-	25.00	-	-	-
0039-50	2"	-	-	-	24.00	-	26.00	-	-	-
0039-60	2 3/8"	-	-	-	26.00	-	29.00	-	-	-
0052	1 3/8"	-	\$67.00	-	21.00	-	25.00	-	\$67.00	-
1460-45	1 3/4 × 1 3/8"	-	-	-	16.50	-	27.00	-	-	-
1460-55	2 3/16 × 1 9/16"	-	-	-	18.00	-	29.00	-	-	-
1460-65	2 9/16 × 2"	-	-	-	22.00	-	30.00	-	-	-
5003	2 1/2 × 1 13/16"	-	-	-	57.00	-	62.00	-	-	-
#	L × L   L × W	cc	001	003	007	009	012	056	057	062

PLATINES | ESCUTCHEONS (pour for 1456)

0055-115	6 3/8 × 2"	-	-	\$12.00	\$16.50	-	-	-	-	-
0066-115	6 7/16 × 1 9/16"	-	-	9.00	11.00	-	\$17.50	-	-	-

POIGNÉES TOMBANTES | DROP PULLS

0061	5 1/16 × 1 5/8"	3 15/16"	-	-	61.00	-	66.00	-	-	-
1456-85	3 5/16 × 1 1/2"	3 3/8"	-	-	26.00	-	41.00	-	-	-
1456-115	5 1/16 × 1 1/2"	4 1/2"	\$98.00	14.50	42.00	\$51.00	51.00	\$89.00	\$89.00	-
5012-128	5 7/8 × 1 7/8"	5"	-	-	-	-	-	-	-	\$94.00
6363-180	7 7/8 × 2 1/16"	7 1/4"	-	-	75.00	-	77.00	-	-	-
6363-250	10 7/16 × 2 1/16"	9 7/8"	-	-	77.00	-	79.00	-	-	-
6363-300	12 3/8 × 2 1/16"	11 5/8"	-	-	84.00	-	88.00	-	-	-
6363-350	14 3/16 × 2 1/16"	13 9/16"	-	-	88.00	-	103.00	-	-	-
6363-400	16 1/8 × 2 1/16"	15 3/4"	-	-	90.00	-	105.00	-	-	-
8010	5 11/16 × 3"	4 1/2"	-	-	54.00	-	79.00	-	-	-
8020	2 3/8 × 2 3/8"	4 1/2"	-	-	40.00	-	45.00	-	-	-
8030	4 5/16 × 3 3/4"	-	-	-	94.00	-	112.00	-	-	-

## POIGNÉES ET PENDANTS | DROP PULLS AND HANDLES

MEUBLE CLASSIQUE | CABINET CLASSIC || SECTION 1

14

## FINIS | FINISHES

<b>007</b> Noir Black	<b>009</b> Rouille Rust	<b>012</b> Étain Pewter
--------------------------	----------------------------	----------------------------

#	L × L   L × W	CC	007	009	012
---	---------------	----	-----	-----	-----

## PENDANTS | DROP PULLS

0050	3 3/16 × 1 1/8"	-	\$24.00	-	\$26.00
5010	3 3/8 × 1 3/16"	-	60.00	-	73.00

## POIGNÉES | PULLS

0161-80	4 1/4 × 1 3/16"	3 1/16"	19.00	-	26.00
0161-100	5 1/8 × 1 3/16"	3 3/16"	20.00	-	27.00
0262-130	5 1/8 × 1 1/16"	3 15/16"	20.00	-	21.00
0262-150	5 7/8 × 1 1/16"	4 3/4"	23.00	-	24.00
0362-80	4 × 1 3/16"	3 3/16"	37.00	-	45.00
0362-100	4 3/4 × 1 3/16"	3 15/16"	42.00	-	50.00
4344-120	4 1/2 × 1 3/16"	4 3/4"	89.00	-	91.00

## POIGNÉE TOMBANTE | DROP PULL

4343-128	5 7/8 × 1 5/8"	5 1/16"	80.00	-	84.00
4343-192	8 7/8 × 2"	7 9/16"	82.00	-	84.00
4343-256	10 5/8 × 2 3/16"	10 1/16"	83.00	-	85.00

## POIGNÉE (RONDE) | PULL (ROUND)

5151-76	3 5/16 × 5/16"	3"	20.00	\$27.00	27.00
5151-89	3 3/4 × 5/16"	3 1/2"	21.00	28.00	28.00
5151-102	4 5/16 × 5/16"	4"	22.00	29.00	29.00

## POIGNÉE (CARRÉE) | PULL (SQUARE)

5152-76	3 5/16 × 5/16"	3"	20.00	27.00	27.00
5152-89	3 3/4 × 5/16"	3 1/2"	21.00	28.00	28.00
5152-102	4 5/16 × 5/16"	4"	22.00	29.00	29.00

## BOUTONS ET POIGNÉES | KNOBS AND HANDLES

MEUBLE CLASSIQUE | CABINET CLASSIC || SECTION 1

## FINIS | FINISHES

<b>000</b> Chrome	<b>001</b> Laiton poli verni Polished lacquered brass	<b>012*</b> Étain Pewter	<b>044</b> Nickel satiné Satin nickel	<b>057*</b> Laiton antique Antique brass	<b>059</b> Vieux Bronze Old Bronze
-------------------	----------------------------------------------------------	-----------------------------	------------------------------------------	---------------------------------------------	---------------------------------------

#	L × L   L × W	⌀	CC	000	001	*012	044	*057	059
BOUTON ROND   ROUND KNOB									
0130-30	-	1 3/16"	-	-	\$9.00	-	-	\$9.00	-
0130-35	-	1 3/8"	-	-	12.00	-	-	12.00	-
BOUTON OVALE   OVAL KNOB									
1163-35	1 3/8 × 1"	-	-	\$21.00	18.00	\$23.00	\$21.00	-	\$21.00
1163-40	1 9/16 × 1 1/8"	-	-	26.00	22.00	29.00	26.00	-	26.00
POIGNÉES   HANDLES									
1431-90	3 9/16 × 1/2"	-	3 1/16"	-	-	22.00	-	-	18.00
1441-110	4 5/16 × 9/16"	-	3 3/4"	-	-	23.00	-	-	19.00
POIGNÉE CUVETTE   CUP HANDLE									
1454	3 5/8 × 1 9/16"	-	2 1/2"	49.00	42.00	51.00	48.00	-	46.00
POIGNÉE TOMBANTE   DROP HANDLE									
1638-64	3 1/4 × 2 9/16"	-	2 1/2"	-	35.00	-	-	44.00	-

**\*ATTENTION :** LES PRODUITS SUR CETTE PAGE SONT D'UN DIFFÉRENT MANUFACTURIER ET LES FINIS **012** ET **057** NE SONT PAS LES MÊMES QUE LES FINIS BOUVET, VOIR LES PHOTOS À LA PAGE CATALOGUE.

**\*WARNING:** PRODUCTS ON THIS PAGE ARE FROM A DIFFERENT MANUFACTURER. FINISHES **012** AND **057** DIFFER FROM BOUVET FINISHES, SEE PICTURES ON CATALOGUE PAGE.

CHARNIÈRES, PAUMELLES ET PIVOTS | HINGES, PAUMELLE AND PIVOT HINGES

16

MEUBLE CLASSIQUE | CABINET CLASSIC || SECTION 1

FINIS | FINISHES

<b>000</b> Chrome	<b>001</b> Laiton poli verni Polished lacquered brass	<b>003</b> Fer naturel Natural steel	<b>006</b> Fer noirci Oxidized black steel	<b>007</b> Noir Black	<b>012</b> Étain Pewter
<b>040</b> Chrome satiné Satin chrome	<b>052</b> Laiton poli Polished brass	<b>057</b> Laiton antique Antique brass			

FONCTION | FUNCTION

◀▶ Gauche/droite  
Left/right

#	L × L   L × W	F	000	001	003	006	007	012	040	052	057
---	---------------	---	-----	-----	-----	-----	-----	-----	-----	-----	-----

CHARNIÈRE DÉCORATIVE | DECORATIVE HINGE

1262	3 15/16 × 2"	-	-	-	-	-	\$44.00	\$46.00	-	-	-
------	--------------	---	---	---	---	---	---------	---------	---	---	---

PAUMELLE | PAUMELLE HINGE

1488-3040	1 3/16 × 1 9/16"	◀▶	-	\$17.00	\$10.00	\$9.00	-	13.00	\$21.00	-	\$18.00
1488-4050	1 9/16 × 2"	◀▶	-	18.00	10.00	10.00	-	13.00	22.00	-	19.00
1488-5040	2 × 1 9/16"	◀▶	-	19.00	10.00	10.00	-	14.00	24.00	-	21.00
1488-6040	2 3/8 × 1 9/16"	◀▶	-	21.00	11.00	10.00	-	15.00	26.00	-	22.00

CHARNIÈRE | HINGE

1498	3 3/16 × 1 3/4"	-	-	-	-	-	-	-	-	\$18.00	-
------	-----------------	---	---	---	---	---	---	---	---	---------	---

CHARNIÈRE PIVOT DROIT | STRAIGHT PIVOT

6095	2 3/8 × 5/16"	-	-	-	12.00	-	-	-	-	-	-
------	---------------	---	---	---	-------	---	---	---	---	---	---

CHARNIÈRE PIVOT 90 DEGRÉS | 90 DEGREES PIVOT

6096	2 3/4 × 3/8"	◀▶	-	-	-	-	-	-	-	25.00	-
------	--------------	----	---	---	---	---	---	---	---	-------	---

PAUMELLE | PAUMELLE HINGE

6424-3040	1 3/16 × 1 9/16"	◀▶	\$10.00	10.00	-	-	-	-	13.00	-	-
6424-4050	1 9/16 × 2"	◀▶	11.00	11.00	-	-	-	-	14.00	-	-
6424-5040	2 × 1 9/16"	◀▶	12.00	12.00	-	-	-	-	16.00	-	-

FICHES, PAUMELLES ET QUEUES DE RAT | ARMOIRE, PAUMELLE AND RAT TAIL HINGES

17A

MEUBLE CLASSIQUE | CABINET CLASSIC || SECTION 1

FINIS | FINISHES

<b>001</b> Laiton poli verni Polished lacquered brass	<b>003</b> Fer naturel Natural steel	<b>006</b> Fer noirci Oxidized black steel	<b>007</b> Noir Black	<b>009</b> Rouille Rust
<b>012</b> Étain Pewter	<b>057</b> Laiton antique Antique brass			

#	L × L   L × W	001	003	007	009	012	057
---	---------------	-----	-----	-----	-----	-----	-----

FICHES À LARDER | MORTISE HINGES

0729-090	3 9/16 × 5/8"	\$30.00	\$10.00	\$19.00	\$21.00	\$21.00	\$30.00
0729-120	4 3/4 × 1"	36.00	13.00	21.00	22.00	22.00	37.00
0729-140	5 1/2 × 1"	38.00	13.00	22.00	22.00	22.00	38.00
0729-160	6 5/16 × 1"	43.00	14.00	23.00	23.00	23.00	43.00
0729-190	7 7/16 × 1 1/8"	67.00	17.00	29.00	29.00	29.00	67.00
0729-220	8 11/16 × 1 1/8"	74.00	19.00	33.00	33.00	33.00	74.00
0729-250	9 7/8 × 1 1/8"	-	23.00	42.00	42.00	42.00	-

FICHES À LACET | ARMOIRE HINGES

0731-020	7 7/8"	50.00	24.00	29.00	-	32.00	50.00
0731-030	11 3/16"	56.00	26.00	33.00	-	-	56.00
0731-040	15 3/4"	65.00	31.00	40.00	-	-	65.00
0731-050	19 11/16"	76.00	34.00	41.00	-	-	76.00
0731-060	23 5/8"	86.00	35.00	44.00	-	-	86.00
0731-070	27 9/16"	100.00	38.00	47.00	-	-	100.00
0731-080	31 1/2"	112.00	42.00	50.00	-	-	112.00
0731-090	35 7/16"	124.00	44.00	55.00	-	-	124.00
0731-100	39 3/8"	135.00	47.00	58.00	-	-	135.00
0731-110	43 5/16"	147.00	48.00	59.00	-	-	147.00
0731-120	47 1/4"	161.00	50.00	61.00	-	-	161.00
0731-130	51 3/16"	184.00	59.00	79.00	-	-	184.00
0731-140	55 1/8"	195.00	63.00	81.00	-	-	195.00
0731-150	59 1/16"	205.00	65.00	84.00	-	-	205.00

PAUMELLE STANDARD | STANDARD PAUMELLE HINGE

#	L × L   L × W	001	003	006	007	012	057
1484-40	3 1/16 × 1/2"	\$21.00	\$12.00	\$18.00	-	\$18.00	\$24.00
1484-50	3 9/16 × 1/2"	22.00	13.00	19.00	-	19.00	26.00
1484-70	4 3/4 × 9/16"	26.00	14.00	20.00	-	20.00	30.00
1484-80	5 1/8 × 9/16"	28.00	16.00	21.00	-	21.00	31.00



17B

FICHES, PAUMELLES ET QUEUES DE RAT | ARMOIRE, PAUMELLE AND RAT TAIL HINGES

17B

MEUBLE CLASSIQUE | CABINET CLASSIC || SECTION 1

FINIS | FINISHES

<b>001</b> Laiton poli verni Polished lacquered brass	<b>003</b> Fer naturel Natural steel	<b>007</b> Noir Black	<b>012</b> Étain Pewter	<b>057</b> Laiton antique Antique brass
----------------------------------------------------------	-----------------------------------------	--------------------------	----------------------------	--------------------------------------------

FONCTION | FUNCTION

◄► Gauche/droite  
Left/right

#	L x L   L x W	F	001	003	007	012	057
---	---------------	---	-----	-----	-----	-----	-----

FICHE UNIVERSELLE | UNIVERSAL MORTISE HINGE

1489-90	3 9/16 x 5/16"	-	\$58.00	\$22.00	\$32.00	\$41.00	\$58.00
---------	----------------	---	---------	---------	---------	---------	---------

QUEUE DE RAT | RAT TAIL HINGE

1489-115	4 1/2 x 13/16"	◄►	-	34.00	34.00	38.00	-
----------	----------------	----	---	-------	-------	-------	---

SERRURES ET CLÉS | LOCKS AND KEYS

18

MEUBLE CLASSIQUE | CABINET CLASSIC || SECTION 1

FINIS | FINISHES

FONCTIONS | FUNCTIONS

<b>003</b> Fer naturel Natural steel	<b>052</b> Laiton poli Polished brass	<b>T</b> Tiroir Drawer (horizontal)	◄► Gauche/droite Left/right	🔑 Clé incluse Key included
-----------------------------------------	------------------------------------------	----------------------------------------	--------------------------------	-------------------------------

#	L x L   L x W		F	003	052
---	---------------	-----------------------------------------------------------------------------------	---	-----	-----

SERRURES À LARDER | MORTISE CABINET LOCKS

2013-25	3 9/16 x 1 11/16"	1"	◄►	-	\$28.00
2022-25	2 9/16 x 1 13/16"	1"	T	\$23.00	-
2022-30	2 9/16 x 2"	1 3/16"	T	32.00	-
2022-35	2 9/16 x 2 3/16"	1 3/8"	T	32.00	-
2022-40	2 9/16 x 2 3/8"	1 9/16"	T	38.00	-
2022-50	2 9/16 x 2 3/4"	2"	T	41.00	-

SERRURE EN APPLIQUE | SURFACE MOUNTED LOCK

2072-15	2 3/4 x 1 3/16"	5/8"	-	14.00	-
---------	-----------------	------	---	-------	---

SERRURES À LARDER | MORTISE CABINET LOCKS

2094	1 7/16 x 1 5/8"	13/16"	🔑	59.00	-
2096	2 7/8 x 1 3/4"	1"	T 🔑	-	89.00

SERRURE EN APPLIQUE | SURFACE MOUNTED LOCK

8033-15	3 1/16 x 1 3/16"	5/8"	◄►	16.00	-
8033-20	3 1/16 x 1 9/16"	13/16"	◄►	17.00	-
8033-25	3 1/16 x 1 3/4"	1"	◄►	18.00	-
8033-30	3 1/16 x 2"	1 3/16"	◄►	18.00	-

## SERRURES ET CLÉS | LOCKS AND KEYS

## MEUBLE CLASSIQUE | CABINET CLASSIC || SECTION 1

## FINIS | FINISHES

<b>001</b> Laiton poli verni Polished lacquered brass	<b>003</b> Fer naturel Natural steel	<b>006</b> Fer noirci Oxidized black steel	<b>007</b> Noir Black	<b>009</b> Rouille Rust	<b>012</b> Étain Pewter	<b>057</b> Laiton antique Antique brass
----------------------------------------------------------	-----------------------------------------	-----------------------------------------------	--------------------------	----------------------------	----------------------------	--------------------------------------------

#	L x L   L x W	001	003	006	007	009	012	057
CROCHET   HOOK								
1930	7/8 x 2 11/16"	-	\$10.00	\$12.00	-	-	-	-
FAUSSE CLÉ   MOCK KEY								
2555-00	1 1/2 x 1 5/16"	-	12.00	14.00	\$16.00	-	-	-
2651-00	1 1/2 x 1 1/4"	\$14.00	13.00	15.00	15.00	\$20.00	\$20.00	\$14.00
CLÉ   KEY								
2555-40	1 9/16 x 15/16"	-	13.00	15.00	-	-	-	-
2596-25	1 x 1"	-	21.00	23.00	-	-	-	-
2596-40	1 9/16 x 1"	-	21.00	23.00	-	-	-	-
2651-40	1 9/16 x 1 3/16"	-	18.00	20.00	-	-	-	-
2652-40	1 9/16 x 1 1/4"	11.00	-	-	-	-	-	12.00
2656-32	1 1/4 x 13/16"	20.00	-	-	-	-	-	22.00
2656-40	1 9/16 x 13/16"	20.00	-	-	-	-	-	22.00
CLÉ   KEY - LOUIS XV								
2662-40	1 9/16 x 1 3/16"	-	-	-	-	-	-	17.00
SERRURE À CRÉMONE AVEC TIGE   CREMONE CABINET LOCK WITH ROD								
8247	4 5/16 x 15/16"	-	48.00	-	-	-	-	-
TIGE SUPPLÉMENTAIRE   EXTRA ROD								
8247-150	59 1/16 x 3/8"	-	25.00	-	-	-	-	-

**NOTE :** POUR LES CLÉS, LA LONGUEUR INDIQUÉE EST CELLE DE LA TIGE.  
KEY LENGHT MEASUREMENT INDICATES THE ROD PART.

## DIVERS | MISCELLANEOUS

20

## MEUBLE CLASSIQUE | CABINET CLASSIC || SECTION 1

## FINIS | FINISHES

<b>000</b> Chrome	<b>006</b> Fer noir Oxidized black steel	<b>044</b> Nickel satiné Satin nickel	<b>052</b> Laiton poli Polished brass	<b>057</b> Laiton antique Antique brass
-------------------	---------------------------------------------	------------------------------------------	------------------------------------------	--------------------------------------------

## FONCTION | FUNCTION

◀▶ Gauche/droite  
Left/right

#	L × L   L × W	⊕	F	000	006	044	052	057
VIS DE MIROIR   MIRROR SCREW								
1430	4 1/2 × 1 11/16"	-	-	-	\$18.00	-	-	\$18.00
LOQUETEAU À PRESSION   PRESSURE LATCH								
6007	2 × 5/16"	-	-	-	-	\$6.00	\$6.00	-
CACHE VIS   SCREW CAP								
6100-12	-	1/2"	-	\$5.00	-	-	4.50	-
6100-16	-	5/8"	-	5.50	-	-	5.00	-
6100-22	-	7/8"	-	8.00	-	-	6.50	-
COMPAS À GENOUILLÈRE   COMPASS								
6126-280	11 × 5/16"	-	◀▶	-	-	-	76.00	-
CHAINETTE   CHEST CHAIN								
6128-250	9 7/8 × 3/16"	-	-	-	-	-	20.00	-
6128-400	15 3/4 × 3/16"	-	-	-	-	-	24.00	-
SUPPORT À TABLETTE   SHELF SUPPORT								
6540	7/8 × 3/8"	5/16"	-	-	-	2.00	2.00	-
DOUILLE   BUSHING								
6541	1/2 × 3/8"	3/8"	-	-	-	1.00	1.00	-
#	L × L   L × W	⊕	F	BRUN   BROWN				
LOQUETEAU MAGNÉTIQUE À ENCASTRER   MAGNETIC CATCH TO INSERT								
6002-90	-	9/16"	-	\$3.00				
LOQUETEAU MAGNÉTIQUE DE SURFACE   SURFACE MAGNETIC CATCH								
6002-95	13/16 × 5/8"	-	-	4.50				

## FER FORGÉ | WROUGHT IRON

MEUBLE CLASSIQUE | CABINET CLASSIC || SECTION 1

## FINIS | FINISHES

<b>033*</b> Fer martelé Hammered steel	<b>036*</b> Fer noirci martelé Hammered oxidized black
-------------------------------------------	-----------------------------------------------------------

#		L x L   L x W	033	036
SERRURE DE COFFRE   CHEST LOCK				
1076	Serrure / Lock	3 3/4 x 3 1/16"	\$59.00	\$68.00
	Attache / Fastener	5 5/16 x 1 3/8"		
CHARNIÈRE À PLAT   STRAP HINGE				
1091		5 5/16 x 1 1/2"	31.00	35.00
POIGNÉE DE COFFRE   CHEST HANDLE				
1210		4 3/16 x 2 3/16"	34.00	39.00
CHARNIÈRES À PLAT   STRAP HINGES				
1278-80		3 1/16 x 2 3/16"	34.00	39.00
1278-90		3 9/16 x 2 3/4"	39.00	43.00
1505		6 1/2 x 2 3/16"	36.00	41.00
1509		12 3/8 x 2 9/16"	36.00	41.00

**\*MISE EN GARDE : 033 ET 036, SONT DES FINIS SANS PROTECTION QUI SONT SUJETS À L'OXYDATION ET À LA ROUILLE.**

**\*WARNING: 033 AND 036 ARE LIVING FINISHES, THEY CAN OXIDIZE AND RUST.**

FER FORGÉ | WROUGHT IRON

22

MEUBLE CLASSIQUE | CABINET CLASSIC || SECTION 1

FINIS | FINISHES

FONCTION | FUNCTION

**033\*** Fer martelé  
Hammered steel

**036\*** Fer noirci martelé  
Hammered oxidized black

◀▶ Gauche/droite  
Left/right

#	L × L   L × W	CC	F	033	036
ENTRÉES DE CLÉ   KEY ESCUTCHEONS					
0076	3 3/4 × 1 9/16"	-	-	\$14.00	\$18.00
0093	4 3/4 × 1 1/16"	-	◀▶	13.00	17.00
COIN   CORNER					
1092	3 3/4 × 1 3/16"	-	-	19.00	23.00
CHARNIÈRE À PLAT   STRAP HINGE					
1093	9 7/8 × 1 3/16"	-	-	26.00	31.00
POIGNÉE   PULL					
1112-96	3 3/4 × 5/8"	3 1/4"	-	19.00	23.00
1112-125	4 15/16 × 3/4"	4 3/4"	-	22.00	26.00
VERROU DE SURFACE   SURFACE BOLT					
1357-280	11 × 1 1/16"	-	-	86.00	101.00
1357-380	14 15/16 × 1 1/16"	-	-	92.00	112.00
ENTRÉES DE CLÉ   KEY ESCUTCHEONS					
1404	1 5/8 × 1 1/16"	-	-	7.00	9.00
1408	1 5/8 × 1 1/16"	-	-	7.00	9.00
9877	6 3/8 × 1 1/8"	-	-	16.00	19.00

**\*MISE EN GARDE : 033 ET 036, SONT DES FINIS SANS PROTECTION QUI SONT SUJETS À L'OXYDATION ET À LA ROUILLE.**

**\*WARNING: 033 AND 036 ARE LIVING FINISHES, THEY CAN OXIDIZE AND RUST.**

## FER FORGÉ | WROUGHT IRON

## MEUBLE CLASSIQUE | CABINET CLASSIC || SECTION 1

## FINIS | FINISHES

**033\*** Fer martelé  
Hammered steel

**036\*** Fer noirci martelé  
Hammered oxidized black

## FONCTION | FUNCTION

◀▶ Gauche/droite  
Left/right

#	L x L   L x W	Φ	F	033	036
BOUCHON   CABINET KNOB					
0072-25	-	1"	-	\$11.00	\$13.00
0072-30	-	1 3/16"	-	14.00	16.00
0072-35	-	1 3/8"	-	18.00	20.00
QUEUES DE RAT   RAT TAIL HINGES					
1060	4 1/8 x 3 1/16"	-	◀▶	29.00	33.00
1249	4 5/16 x 1 9/16"	-	◀▶	31.00	35.00
1261	5 11/16 x 1 9/16"	-	◀▶	35.00	39.00
OEILLET   RING					
1230	2 9/16 x 7/8"	-	-	11.00	13.00
CROCHET   HOOK					
1232	2 9/16 x 7/8"	-	-	14.00	16.00
VERROU DE SURFACE   SURFACE BOLT					
1251	2 1/2 x 1"	-	-	45.00	49.00
GÂCHES SEULES   STRIKES ONLY					
1255	1 9/16 x 5/8"	-	-	6.00	8.00
1256	1 x 1"	-	-	5.00	7.00
PAUMELLE EN H   PAUMELLE "H" TYPE HINGE					
1258-75	3 x 1 3/8"	-	◀▶	24.00	28.00
1258-110	4 5/16 x 1 3/4"	-	◀▶	26.00	30.00
1258-150	5 7/8 x 2"	-	◀▶	29.00	33.00
PAUMELLE   PAUMELLE HINGE					
1622-5035	2 x 1 3/8"	-	◀▶	33.00	38.00
1622-5645	2 1/4 x 1 3/4"	-	◀▶	36.00	41.00
1622-6445	2 1/2 x 1 3/4"	-	◀▶	36.00	41.00
1622-7045	2 3/4 x 1 3/4"	-	◀▶	37.00	42.00

**\*MISE EN GARDE : 033 ET 036, SONT DES FINIS SANS PROTECTION QUI SONT SUJETS À L'OXYDATION ET À LA ROUILLE.**

**\*WARNING: 033 AND 036 ARE LIVING FINISHES, THEY CAN OXIDIZE AND RUST.**

## ENTRÉES DE CLÉ | ESCUTCHEONS

MEUBLE CLASSIQUE | CABINET CLASSIC || SECTION 1


24


## FINIS | FINISHES

**001** Laiton poli verni  
Polished lacquered brass

**052** Laiton poli  
Polished brass

## FONCTIONS | FUNCTIONS

 Mesure intérieure au haut du sabot  
Interior measurement at top part of foot

#	L × L   L × W		001	052
SABOT CARRÉ   SQUARE FOOT				
SACA-25	1 1/4 × 1 1/16"	1"	\$20.00	-
SACA-30	1 11/16 × 15/16"	1 3/16"	22.00	-
SACA-35	1 1/2 × 1 1/16"	1 3/8"	29.00	-
SABOT ROND   ROUND FOOT				
SARO-21	15/16 × 5/8"	5/8"	9.00	-
SARO-25	1 1/8 × 11/16"	11/16"	11.00	-
SARO-30	1 1/4 × 1 1/16"	1 1/16"	16.00	-
SARO-35	1 3/8 × 1 1/8"	1 1/8"	27.00	-
ROULETTES LAITON   BRASS CASTORS				
ROOR-20	1 × 13/16"	-	-	\$35.00
ROOR-30	1 9/16 × 1 3/16"	-	-	97.00
ROTO-20	1 3/16 × 1 3/16"	-	-	66.00
ROTO-25	1 5/16 × 1"	-	-	66.00

## MEUBLES DE STYLE | PERIOD FURNITURE

MEUBLE CLASSIQUE | CABINET CLASSIC || SECTION 1

25

## BRONZE

#	L x L   L x W	\$
FAUSSE CLÉ   MOCK KEY		
CL-093-10	1 1/2 x 7/8"	\$35.00
CL-093-14	1 7/8 x 1 3/8"	42.00
CL-093-19	1 9/16 x 15/16"	34.00
ENTRÉE DE CLÉ   KEY ESCUTCHEON		
EN-007-05	3 x 1 11/16"	43.00
ENTRÉE DE CLÉ – GAUCHE   KEY ESCUTCHEON – LEFT		
EN-014-03G	9 1/4 x 13/16"	77.00
ENTRÉE DE CLÉ – DROIT   KEY ESCUTCHEON – RIGHT		
EN-014-03D	9 1/4 x 13/16"	77.00
ENTRÉE DE CLÉ   KEY ESCUTCHEON		
EN-014-10	1 5/8 x 1 11/16"	31.00
ENTRÉE DE CLÉ – GAUCHE   KEY ESCUTCHEON – LEFT		
EN-054-03G	6 1/2 x 11/16"	67.00
ENTRÉE DE CLÉ – DROIT   KEY ESCUTCHEON – RIGHT		
EN-054-03D	6 1/2 x 11/16"	67.00
ENTRÉE DE CLÉ   KEY ESCUTCHEON		
EN-064-09	1 5/8 x 1 1/4"	31.00

## MEUBLES DE STYLE | PERIOD FURNITURE

MEUBLE CLASSIQUE | CABINET CLASSIC || SECTION 1

26

## BRONZE

#	L x L   L x W	CC	\$
POIGNÉES   PULLS			
PO-009-11	7 1/16 x 2 9/16"	-	\$95.00
PO-011-07	4 9/16 x 1 7/16"	-	58.00
PO-026-05	4 15/16 x 2 1/16"	3 3/4"	47.00
PO-031-10	3 3/8 x 1 3/4"	-	47.00
PO-031-11	4 15/16 x 2"	-	51.00
PO-124-07	3 7/16 x 1 3/16"	-	37.00
POIGNÉE CUVETTE   CUP HANDLE			
PO-418	3 15/16 x 1 1/4"	-	77.00

## MEUBLES DE STYLE | PERIOD FURNITURE

MEUBLE CLASSIQUE | CABINET CLASSIC || SECTION 1

27

## BRONZE

#	Ø	\$
BOUTONS   KNOBS		
BO-088-10	1 3/8"	\$71.00
BO-121-01	1 3/4"	83.00
BO-123-07	1 3/16"	45.00
BO-127-06	1 1/4"	64.00
ROSACES   ROSETTES		
RO-112-23	1"	31.00
RO-123-06	2"	54.00

POIGNÉES | PULLS

MEUBLE MODERNE | CABINET MODERN || SECTION 2

29

FINIS | FINISHES

**000** Chrome    **040** Chrome satiné  
Satin chrome    **044** Nickel satiné  
Satin nickel    **066** Aluminium mat  
Matt aluminum

#	L x L   L x W	cc	000	040	044	066
16 338-32	1 11/16 x 1/2"	1 1/4"	\$12.00	-	\$12.00	-
16 338-128	6 x 1/2"	5 1/16"	18.00	-	18.00	-
16 338-192	9 1/16 x 9/16"	7 9/16"	29.00	-	29.00	-
16 958	1 9/16 x 1 9/16"	1 1/4"		\$16.00	-	-
16 960-32	1 7/8 x 1 1/4"	1 1/4"		16.00	-	-
16 960-64	3 1/16 x 1 1/4"	2 1/2"		18.00	-	-
16 960-128	5 5/8 x 1 1/4"	5 1/16"		24.00	-	-
17 018-128	5 7/8 x 5/16"	5 1/16"		-	-	\$16.00
17 019-32	1 5/8 x 7/8"	1 1/4"		-	-	14.00

POIGNÉES ET BOUTONS | PULLS AND KNOBS

MEUBLE MODERNE | CABINET MODERN || SECTION 2

30

FINIS | FINISHES

**040** Chrome satiné  
Satin chrome    **044** Nickel satiné  
Satin nickel    **0067** Chrome et crystal  
Chrome and crystal    **0285** Chrome et bleu  
Chrome and blue    **4067** Chrome satiné et crystal  
Satin chrome and crystal

**4285** Chrome satiné et bleu  
Satin chrome and blue

#	L x L   L x W	cc	040	044
POIGNÉE   PULL				
17 020-16	1 9/16 x 1 9/16"	5/8"	\$15.00	-
17 020-96	6 5/16 x 1 9/16"	3 3/4"	19.00	-
17 242-128	5 3/8 x 9/16"	5 1/16"	-	\$32.00
17 242-160	6 5/8 x 5/8"	6 5/16"	-	35.00
17 242-192	7 15/16 x 11/16"	7 9/16"	-	40.00
17 242-224	9 3/16 x 11/16"	8 13/16"	-	51.00

#	L x L   L x W	Φ	0067	0285	4067	4285
BOUTON   KNOB						
17 169	-	11/16"	\$45.00	-	\$45.00	-
BOUTON CARRÉ   SQUARE KNOB						
17 172	1 3/16 x 1 3/16"	-	-	\$54.00	54.00	\$54.00



## POIGNÉES ET BOUTONS | PULLS AND KNOBS

31

MEUBLE MODERNE | CABINET MODERN || SECTION 2

## FINIS | FINISHES

**000** Chrome    **044** Nickel satiné  
Satin nickel

#	L × L   L × W	CC	Φ	000	044
BOUTON   KNOB					
17 226	1 × 5/16"	5/8"	-	\$9.00	\$10.00
17 356	-	5/8"	1 13/16"	-	28.00
17 358	2 × 1 1/8"	1 1/4"	-	-	26.00
17 503	1 3/4 × 1 3/4 "	5/8"	-	-	16.00

## POIGNÉE | PULL

17 535-160	7 1/4 × 3/8 "	6 5/16"	-	-	28.00
17 535-192	8 11/16 × 3/8 "	7 9/16"	-	-	31.00
17 650-048				15.00	15.00
17 650-160	9 7/16 × 5/16"	6 5/16"	-	30.00	30.00
17 650-320	16 15/16 × 5/16"	12 5/8"	-	60.00	60.00

## POIGNÉES | PULLS

32

MEUBLE MODERNE | CABINET MODERN || SECTION 2

## FINIS | FINISHES

**000** Chrome    **044** Nickel satiné  
Satin nickel

#	L × L   L × W	CC	000	044
17 685-032	1 3/4 × 1/4"	1 1/4"	\$12.00	\$14.00
17 685-160	6 3/4 × 1/4"	5 5/16"	23.00	28.00
17 685-320	13 1/8 × 1/4"	12 5/8"	39.00	41.00
17 688-128	7 9/16 × 3/8"	5 1/16"	24.00	29.00
17 688-192	9 7/16 × 1/2"	7 9/16"	27.00	37.00
17 791-128	9 7/16 × 1 1/4"	5 1/16"	-	38.00
17 791-192	13 1/8 × 1 1/4"	7 9/16"	-	46.00
17 792-192	9 1/8 × 1 3/16"	7 9/16"	-	38.00
17 792-320	14 3/16 × 1 3/16"	12 5/8"	-	53.00

POIGNÉES ET BOUTONS | PULLS AND KNOBS

MEUBLE MODERNE | CABINET MODERN || SECTION 2

33

FINIS | FINISHES

<b>000</b> Chrome	<b>001</b> Laiton poli verni Polished lacquered brass	<b>044</b> Nickel satiné Satin nickel	<b>066</b> Aluminium mat Matt aluminum
-------------------	----------------------------------------------------------	------------------------------------------	-------------------------------------------

#	L x L   L x W	Ø	000	001	044	066
---	---------------	---	-----	-----	-----	-----

BOUTON | KNOB

153-15	-	5/8"	\$9.00	\$9.00	\$9.00	-
153-21	-	13/16"	13.00	13.00	13.00	-
153-25	-	1"	18.00	18.00	18.00	-
3192-15	5/8 x 5/8"	-	23.00	-	-	\$18.00
3192-20	13/16 x 13/16"	-	26.00	-	-	21.00
3320-32	-	1 1/4"	17.00	12.00	17.00	-
3320-38	-	1 1/2"	31.00	22.00	32.00	-

#	L x L   L x W	CC	000	001	044	066
---	---------------	----	-----	-----	-----	-----

POIGNÉE | PULL

3400-160	9 7/16 x 15/16"	6 5/16"	\$38.00	-	-	\$26.00
3400-320	15 3/8 x 15/16"	12 5/8"	55.00	-	-	40.00
3400-448	21 1/4 x 15/16"	17 5/8"	76.00	-	-	56.00
3400-640	29 1/8 x 15/16"	25 3/16"	104.00	-	-	79.00
3400-736	33 1/16 x 15/16"	28 15/16"	120.00	-	-	90.00
3401-160	9 7/16 x 5/8"	6 5/16"	37.00	-	-	23.00
3401-320	15 3/8 x 5/8"	12 5/8"	53.00	-	-	35.00
3401-448	21 1/4 x 5/8"	17 5/8"	73.00	-	-	48.00
3401-640	29 1/8 x 5/8"	25 3/16"	100.00	-	-	68.00
3401-736	33 1/16 x 5/8"	28 15/16"	116.00	-	-	79.00

BOUTON | KNOB

70216-25	1 x 11/16"	-	13.00	\$11.00	\$13.00	-
70216-30	1 3/16 x 13/16"	-	18.00	15.00	18.00	-



POIGNÉES | PULLS

MEUBLE MODERNE | CABINET MODERN || SECTION 2

34

FINIS | FINISHES

**000** Chrome    **066** Aluminium mat  
Matt aluminum

#	L × L   L × W	CC	000	066
3404-160	9 1/16 × 1 3/8"	6 5/16"	\$47.00	\$32.00
3404-320	14 15/16 × 1 3/8"	12 5/8"	70.00	52.00
3404-448	20 7/8 × 1 3/8"	17 5/8"	96.00	72.00
3404-640	28 3/4 × 1 3/8"	25 3/16"	144.00	100.00
3404-736	32 11/16 × 1 3/8"	28 15/16"	153.00	117.00
3406-160	9 1/16 × 9/16"	6 5/16"	48.00	31.00
3406-320	14 15/16 × 9/16"	12 5/8"	64.00	45.00
3406-448	20 7/8 × 9/16"	17 5/8"	81.00	58.00
3406-640	28 3/4 × 9/16"	25 3/16"	113.00	81.00
3406-736	32 11/16 × 9/16"	28 15/16"	127.00	96.00
3408-160	10 1/4 × 3/8"	6 5/16"	37.00	22.00
3408-320	16 1/8 × 3/8"	12 5/8"	50.00	34.00
3408-448	22 1/16 × 3/8"	17 5/8"	69.00	46.00
3408-640	29 15/16 × 3/8"	25 3/16"	94.00	64.00
3408-736	33 7/8 × 3/8"	28 15/16"	107.00	72.00
3409-128	5 1/2 × 5/8"	5 1/16"	91.00	50.00
3409-160	6 3/4 × 5/8"	6 5/16"	94.00	52.00
3409-190	8 1/16 × 5/8"	7 7/16"	98.00	55.00
3409-224	9 5/16 × 5/8"	8 13/16"	102.00	57.00
3409-256	10 9/16 × 5/8"	10 1/16"	108.00	59.00
3409-320	13 5/16 × 5/8"	12 5/8"	110.00	63.00
3409-352	14 5/16 × 5/8"	13 7/8"	113.00	67.00
3409-448	18 1/8 × 5/8"	17 5/8"	121.00	78.00
3409-512	20 5/8 × 5/8"	20 1/8"	132.00	82.00
3409-640	25 11/16 × 5/8"	25 3/16"	143.00	89.00
3409-800	32 × 5/8"	31 1/2"	164.00	99.00
3410-160	6 3/4 × 5/8"	6 5/16"	82.00	42.00
3410-192	8 1/16 × 5/8"	7 9/16"	86.00	46.00
3410-320	13 1/8 × 5/8"	12 5/8"	95.00	52.00
3410-448	18 1/8 × 5/8"	17 5/8"	111.00	63.00
3410-640	25 11/16 × 5/8"	25 3/16"	136.00	77.00
3410-736	33 7/8 × 5/8"	28 15/16"	150.00	88.00

## ENSEMBLES À CLENCHE | ENTRANCE HANDLE SETS

BÂTIMENT CLASSIQUE | BUILDING CLASSIC || SECTION 3

## FINIS | FINISHES

<b>001</b> Laiton poli verni Polished lacquered brass	<b>007</b> Noir Black	<b>012</b> Étain Pewter	<b>056</b> Laiton patiné satiné Satin antique brass
----------------------------------------------------------	--------------------------	----------------------------	--------------------------------------------------------

#	F	DESCRIPTION	001	007	012	056
2501	100	Ensemble sans mécanisme Trim set without mechanism	\$877.00	\$473.00	\$564.00	\$726.00
	101	Ensemble fixe complet Complete full dummy set	847.00	443.00	534.00	696.00
	144	Ensemble simple cylindre complet pour porte 1 3/4" Complete single cylinder set for 1 3/4" door	1377.00	940.00	1039.00	1226.00
	160	Ensemble simple cylindre complet pour porte 2 1/4" Complete single cylinder set for 2 1/4" door	1402.00	980.00	1079.00	1251.00
2502	100	Ensemble sans mécanisme Trim set without mechanism	-	552.00	640.00	-
	101	Ensemble fixe complet Complete full dummy set	-	522.00	610.00	-
	144	Ensemble simple cylindre complet pour porte 1 3/4" Complete single cylinder set for 1 3/4" door	-	1019.00	1115.00	-
	160	Ensemble simple cylindre complet pour porte 2 1/4" Complete single cylinder set for 2 1/4" door	-	1059.00	1155.00	-
2503	100	Ensemble sans mécanisme Trim set without mechanism	-	576.00	676.00	-
	101	Ensemble fixe complet Complete full dummy set	-	546.00	646.00	-
	144	Ensemble simple cylindre complet pour porte 1 3/4" Complete single cylinder set for 1 3/4" door	-	1043.00	1151.00	-
	160	Ensemble simple cylindre complet pour porte 2 1/4" Complete single cylinder set for 2 1/4" door	-	1083.00	1191.00	-
2504	100	Ensemble sans mécanisme Trim set without mechanism	-	442.00	523.00	-
	101	Ensemble fixe complet Complete full dummy set	-	412.00	493.00	-
	144	Ensemble simple cylindre complet pour porte 1 3/4" Complete single cylinder set for 1 3/4" door	-	909.00	998.00	-
	160	Ensemble simple cylindre complet pour porte 2 1/4" Complete single cylinder set for 2 1/4" door	-	949.00	1038.00	-

## ENSEMBLES À CLENCHE | ENTRANCE HANDLE SETS

BÂTIMENT CLASSIQUE | BUILDING CLASSIC || SECTION 3

42

## FINIS | FINISHES

<b>007</b> Noir Black	<b>009</b> Rouille Rust	<b>012</b> Étain Pewter
--------------------------	----------------------------	----------------------------

#	F	DESCRIPTION	007	009	012
2506	100	Ensemble sans mécanisme Trim set without mechanism	\$442.00	-	\$523.00
	101	Ensemble fixe complet Complete full dummy set	412.00	-	493.00
	144	Ensemble simple cylindre complet pour porte 1 3/4" Complete single cylinder set for 1 3/4" door	909.00	-	998.00
	160	Ensemble simple cylindre complet pour porte 2 1/4" Complete single cylinder set for 2 1/4" door	949.00	-	1038.00
2507	100	Ensemble sans mécanisme Trim set without mechanism	586.00	-	686.00
	101	Ensemble fixe complet Complete full dummy set	556.00	-	656.00
	144	Ensemble simple cylindre complet pour porte 1 3/4" Complete single cylinder set for 1 3/4" door	1053.00	-	1161.00
	160	Ensemble simple cylindre complet pour porte 2 1/4" Complete single cylinder set for 2 1/4" door	1093.00	-	1201.00
2508	100	Ensemble sans mécanisme Trim set without mechanism	514.00	-	568.00
	101	Ensemble fixe complet Complete full dummy set	484.00	-	538.00
	144	Ensemble simple cylindre complet pour porte 1 3/4" Complete single cylinder set for 1 3/4" door	981.00	-	1043.00
	160	Ensemble simple cylindre complet pour porte 2 1/4" Complete single cylinder set for 2 1/4" door	1021.00	-	1083.00
2509	100	Ensemble sans mécanisme Trim set without mechanism	550.00	\$677.00	677.00
	101	Ensemble fixe complet Complete full dummy set	520.00	647.00	647.00
	144	Ensemble simple cylindre complet pour porte 1 3/4" Complete single cylinder set for 1 3/4" door	1017.00	1152.00	1152.00
	160	Ensemble simple cylindre complet pour porte 2 1/4" Complete single cylinder set for 2 1/4" door	1057.00	1192.00	1192.00

## ENSEMBLES LEVIER SUR PLAQUE | ENTRANCE LEVER SETS

BÂTIMENT CLASSIQUE | BUILDING CLASSIC || SECTION 3

43

## FINIS | FINISHES

<b>001</b> Laiton poli verni Polished lacquered brass	<b>007</b> Noir Black	<b>012</b> Étain Pewter	<b>056</b> Laiton patiné satiné Satin antique brass
----------------------------------------------------------	--------------------------	----------------------------	--------------------------------------------------------

#	F	DESCRIPTION	001	007	012	056
2601	100	Ensemble sans mécanisme Trim set without mechanism	\$504.00	\$284.00	\$336.00	\$494.00
	101	Ensemble fixe complet Complete full dummy set	504.00	284.00	336.00	494.00
	144	Ensemble simple cylindre complet pour porte 1 3/4" Complete single cylinder set for 1 3/4" door	954.00	701.00	761.00	944.00
	160	Ensemble simple cylindre complet pour porte 2 1/4" Complete single cylinder set for 2 1/4" door	979.00	741.00	801.00	969.00
2604	100	Ensemble sans mécanisme Trim set without mechanism	478.00	255.00	312.00	456.00
	101	Ensemble fixe complet Complete full dummy set	478.00	255.00	312.00	456.00
	144	Ensemble simple cylindre complet pour porte 1 3/4" Complete single cylinder set for 1 3/4" door	928.00	672.00	737.00	906.00
	160	Ensemble simple cylindre complet pour porte 2 1/4" Complete single cylinder set for 2 1/4" door	953.00	712.00	777.00	931.00
2612	100	Ensemble sans mécanisme Trim set without mechanism	-	279.00	336.00	-
	101	Ensemble fixe complet Complete full dummy set	-	279.00	336.00	-
	144	Ensemble simple cylindre complet pour porte 1 3/4" Complete single cylinder set for 1 3/4" door	-	696.00	761.00	-
	160	Ensemble simple cylindre complet pour porte 2 1/4" Complete single cylinder set for 2 1/4" door	-	736.00	801.00	-
2616	100	Ensemble sans mécanisme Trim set without mechanism	-	336.00	424.00	-
	101	Ensemble fixe complet Complete full dummy set	-	336.00	424.00	-
	144	Ensemble simple cylindre complet pour porte 1 3/4" Complete single cylinder set for 1 3/4" door	-	753.00	849.00	-
	160	Ensemble simple cylindre complet pour porte 2 1/4" Complete single cylinder set for 2 1/4" door	-	793.00	889.00	-

LISTE DE PRIX | PRICE LIST

ENSEMBLES LEVIER SUR PLAQUE | EUROPEAN LEVER SETS

BÂTIMENT CLASSIQUE | BUILDING CLASSIC || SECTION 3

44A

FINIS | FINISHES

FONCTION | FUNCTION

**001** Laiton poli verni  
Polished lacquered brass

**007** Noir  
Black

**012** Étain  
Pewter

**056** Laiton patiné satiné  
Satin antique brass

◀▶ Gauche/droite  
Left/right

#	F	DESCRIPTION	001	007	012	056		
4000	01/05	<b>01</b> Ensemble passage <b>01</b> Passage trim set	<b>05</b> Ensemble cylindre Euro <b>05</b> Profile cylinder trim set	Sans mécanisme Without mechanism	-	\$94.00	\$102.00	\$408.00
	03	Ensemble privé sans mécanisme Privacy trim set without mechanism		-	120.00	133.00	447.00	
	08	Ensemble fixe complet Complete full dummy set		-	104.00	112.00	418.00	
	09	Ensemble demi fixe complet Complete half dummy set		◀▶	56.00	60.00	213.00	
	51	Ensemble passage complet sur pêne pour porte 1 3/4" Complete tubular passage set for 1 3/4" door		-	154.00	165.00	471.00	
	53	Ensemble privé complet sur pènes pour porte 1 3/4" Complete tubular privacy set for 1 3/4" door		-	232.00	251.00	565.00	
	75	Ensemble simple cylindre Euro complet pour porte 1 3/4" Complete single profile cylinder set for 1 3/4" door		-	320.00	333.00	647.00	
4020	01/05	<b>01</b> Ensemble passage <b>01</b> Passage trim set	<b>05</b> Ensemble cylindre Euro <b>05</b> Profile cylinder trim set	Sans mécanisme Without mechanism	-	108.00	130.00	-
	03	Ensemble privé sans mécanisme Privacy trim set without mechanism		-	134.00	161.00	-	
	08	Ensemble fixe complet Complete full dummy set		-	118.00	140.00	-	
	09	Ensemble demi fixe complet Complete half dummy set		-	63.00	74.00	-	
	51	Ensemble passage complet sur pêne pour porte 1 3/4" Complete tubular passage set for 1 3/4" door		-	168.00	193.00	-	
	53	Ensemble privé complet sur pènes pour porte 1 3/4" Complete tubular privacy set for 1 3/4" door		-	246.00	279.00	-	
	75	Ensemble simple cylindre Euro complet pour porte 1 3/4" Complete single profile cylinder set for 1 3/4" door		-	334.00	361.00	-	
4035	01/05	<b>01</b> Ensemble passage <b>01</b> Passage trim set	<b>05</b> Ensemble cylindre Euro <b>05</b> Profile cylinder trim set	Sans mécanisme Without mechanism	\$426.00	198.00	220.00	324.00
	03	Ensemble privé sans mécanisme Privacy trim set without mechanism		468.00	224.00	251.00	363.00	
	08	Ensemble fixe complet Complete full dummy set		436.00	208.00	230.00	334.00	
	09	Ensemble demi fixe complet Complete half dummy set		222.00	108.00	119.00	171.00	
	51	Ensemble passage complet sur pêne pour porte 1 3/4" Complete tubular passage set for 1 3/4" door		489.00	258.00	283.00	387.00	
	53	Ensemble privé complet sur pènes pour porte 1 3/4" Complete tubular privacy set for 1 3/4" door		591.00	336.00	369.00	481.00	
	75	Ensemble simple cylindre Euro complet pour porte 1 3/4" Complete single profile cylinder set for 1 3/4" door		672.00	424.00	451.00	563.00	

44B

ENSEMBLES LEVIER SUR PLAQUE | EUROPEAN LEVER SETS

BÂTIMENT CLASSIQUE | BUILDING CLASSIC || SECTION 3

FINIS | FINISHES

FONCTION | FUNCTION

007 Noir  
Black

012 Étain  
Pewter

◀▶ Gauche/droite  
Left/right

#	F	DESCRIPTION	007	012		
4040	01/05	01 Ensemble passage 01 Passage trim set	05 Ensemble cylindre Euro 05 Profile cylinder trim set	Sans mécanisme Without mechanism	\$326.00	\$392.00
	03	Ensemble privé sans mécanisme Privacy trim set without mechanism			352.00	423.00
	08	Ensemble fixe complet Complete full dummy set			336.00	402.00
	09	Ensemble demi fixe complet Complete half dummy set			127.00	205.00
	51	Ensemble passage complet sur pêne pour porte 1 3/4" Complete tubular passage set for 1 3/4" door			386.00	455.00
	53	Ensemble privé complet sur pènes pour porte 1 3/4" Complete tubular privacy set for 1 3/4" door			464.00	541.00
	75	Ensemble simple cylindre Euro complet pour porte 1 3/4" Complete single profile cylinder set for 1 3/4" door			552.00	623.00
4050	01/05	01 Ensemble passage 01 Passage trim set	05 Ensemble cylindre Euro 05 Profile cylinder trim set	Sans mécanisme Without mechanism	174.00	206.00
	03	Ensemble privé sans mécanisme Privacy trim set without mechanism			200.00	237.00
	08	Ensemble fixe complet Complete full dummy set			184.00	216.00
	09	Ensemble demi fixe complet Complete half dummy set	◀▶		96.00	112.00
	51	Ensemble passage complet sur pêne pour porte 1 3/4" Complete tubular passage set for 1 3/4" door			234.00	269.00
	53	Ensemble privé complet sur pènes pour porte 1 3/4" Complete tubular privacy set for 1 3/4" door			312.00	355.00
	75	Ensemble simple cylindre Euro complet pour porte 1 3/4" Complete single profile cylinder set for 1 3/4" door			400.00	437.00
4060	01/05	01 Ensemble passage 01 Passage trim set	05 Ensemble cylindre Euro 05 Profile cylinder trim set	Sans mécanisme Without mechanism	306.00	366.00
	03	Ensemble privé sans mécanisme Privacy trim set without mechanism			367.00	396.00
	08	Ensemble fixe complet Complete full dummy set			316.00	375.00
	09	Ensemble demi fixe complet Complete half dummy set			162.00	192.00
	51	Ensemble passage complet sur pêne pour porte 1 3/4" Complete tubular passage set for 1 3/4" door			366.00	429.00
	53	Ensemble privé complet sur pènes pour porte 1 3/4" Complete tubular privacy set for 1 3/4" door			479.00	514.00
	75	Ensemble simple cylindre Euro complet pour porte 1 3/4" Complete single profile cylinder set for 1 3/4" door			532.00	597.00



LISTE DE PRIX | PRICE LIST

ENSEMBLES LEVIER SUR PLAQUE | EUROPEAN LEVER SETS

45A

BÂTIMENT CLASSIQUE | BUILDING CLASSIC || SECTION 3

FINIS | FINISHES

FONCTION | FUNCTION

<b>001</b> Laiton poli verni Polished lacquered brass	<b>007</b> Noir Black	<b>009</b> Rouille Rust	<b>012</b> Étain Pewter	<b>056</b> Laiton patiné satiné Satin antique brass	◀▶ Gauche/droite Left/right
----------------------------------------------------------	--------------------------	----------------------------	----------------------------	--------------------------------------------------------	--------------------------------

#	F	DESCRIPTION	001	007	009	012	056		
4075	01/05	<b>01</b> Ensemble passage <b>01</b> Passage trim set	<b>05</b> Ensemble cylindre Euro <b>05</b> Profile cylinder trim set	Sans mécanisme Without mechanism	-	\$218.00	\$272.00	\$272.00	-
	03	Ensemble privé sans mécanisme Privacy trim set without mechanism			-	244.00	303.00	303.00	-
	08	Ensemble fixe complet Complete full dummy set			-	228.00	282.00	282.00	-
	09	Ensemble demi fixe complet Complete half dummy set			-	118.00	145.00	145.00	-
	51	Ensemble passage complet sur pêne pour porte 1 3/4" Complete tubular passage set for 1 3/4" door			-	278.00	335.00	335.00	-
	53	Ensemble privé complet sur pènes pour porte 1 3/4" Complete tubular privacy set for 1 3/4" door			-	356.00	421.00	421.00	-
	75	Ensemble simple cylindre Euro complet pour porte 1 3/4" Complete single profile cylinder set for 1 3/4" door			-	444.00	503.00	503.00	-
4100	01/05	<b>01</b> Ensemble passage <b>01</b> Passage trim set	<b>05</b> Ensemble cylindre Euro <b>05</b> Profile cylinder trim set	Sans mécanisme Without mechanism	\$470.00	222.00	-	262.00	\$398.00
	03	Ensemble privé sans mécanisme Privacy trim set without mechanism			512.00	248.00	-	293.00	437.00
	08	Ensemble fixe complet Complete full dummy set			480.00	232.00	-	272.00	408.00
	09	Ensemble demi fixe complet Complete half dummy set	◀▶		244.00	120.00	-	140.00	208.00
	51	Ensemble passage complet sur pêne pour porte 1 3/4" Complete tubular passage set for 1 3/4" door			533.00	282.00	-	325.00	461.00
	53	Ensemble privé complet sur pènes pour porte 1 3/4" Complete tubular privacy set for 1 3/4" door			635.00	360.00	-	411.00	555.00
	75	Ensemble simple cylindre Euro complet pour porte 1 3/4" Complete single profile cylinder set for 1 3/4" door			716.00	448.00	-	493.00	637.00
4110	01/05	<b>01</b> Ensemble passage <b>01</b> Passage trim set	<b>05</b> Ensemble cylindre Euro <b>05</b> Profile cylinder trim set	Sans mécanisme Without mechanism	-	234.00	-	272.00	426.00
	03	Ensemble privé sans mécanisme Privacy trim set without mechanism			-	260.00	-	303.00	466.00
	08	Ensemble fixe complet Complete full dummy set			-	244.00	-	282.00	436.00
	09	Ensemble demi fixe complet Complete half dummy set	◀▶		-	126.00	-	145.00	222.00
	51	Ensemble passage complet sur pêne pour porte 1 3/4" Complete tubular passage set for 1 3/4" door			-	294.00	-	335.00	489.00
	53	Ensemble privé complet sur pènes pour porte 1 3/4" Complete tubular privacy set for 1 3/4" door			-	372.00	-	421.00	584.00
	75	Ensemble simple cylindre Euro complet pour porte 1 3/4" Complete single profile cylinder set for 1 3/4" door			-	460.00	-	503.00	665.00

45B

ENSEMBLES LEVIER SUR PLAQUE | EUROPEAN LEVER SETS

BÂTIMENT CLASSIQUE | BUILDING CLASSIC || SECTION 3

FINIS | FINISHES

<b>001</b> Laiton poli verni Polished lacquered brass	<b>007</b> Noir Black	<b>012</b> Étain Pewter	<b>056</b> Laiton patiné satiné Satin antique brass
----------------------------------------------------------	--------------------------	----------------------------	--------------------------------------------------------

#	F	DESCRIPTION	001	007	012	056		
4120	01/05	<b>01</b> Ensemble passage <b>01</b> Passage trim set	<b>05</b> Ensemble cylindre Euro <b>05</b> Profile cylinder trim set	Sans mécanisme Without mechanism	\$486.00	\$202.00	\$272.00	\$398.00
	03	Ensemble privé sans mécanisme Privacy trim set without mechanism			528.00	228.00	303.00	437.00
	08	Ensemble fixe complet Complete full dummy set			496.00	212.00	282.00	408.00
	09	Ensemble demi fixe complet Complete half dummy set			252.00	110.00	145.00	208.00
	51	Ensemble passage complet sur pêne pour porte 1 3/4" Complete tubular passage set for 1 3/4" door			549.00	262.00	335.00	461.00
	53	Ensemble privé complet sur pènes pour porte 1 3/4" Complete tubular privacy set for 1 3/4" door			651.00	340.00	421.00	555.00
	75	Ensemble simple cylindre Euro complet pour porte 1 3/4" Complete single profile cylinder set for 1 3/4" door			732.00	428.00	503.00	637.00
4140	01/05	<b>01</b> Ensemble passage <b>01</b> Passage trim set	<b>05</b> Ensemble cylindre Euro <b>05</b> Profile cylinder trim set	Sans mécanisme Without mechanism	416.00	184.00	216.00	300.00
	03	Ensemble privé sans mécanisme Privacy trim set without mechanism			458.00	210.00	248.00	339.00
	08	Ensemble fixe complet Complete full dummy set			426.00	194.00	226.00	310.00
	09	Ensemble demi fixe complet Complete half dummy set			217.00	101.00	117.00	159.00
	51	Ensemble passage complet sur pêne pour porte 1 3/4" Complete tubular passage set for 1 3/4" door			479.00	244.00	279.00	363.00
	53	Ensemble privé complet sur pènes pour porte 1 3/4" Complete tubular privacy set for 1 3/4" door			581.00	322.00	366.00	457.00
	75	Ensemble simple cylindre Euro complet pour porte 1 3/4" Complete single profile cylinder set for 1 3/4" door			662.00	410.00	447.00	539.00
4141	01/05	<b>01</b> Ensemble passage <b>01</b> Passage trim set	<b>05</b> Ensemble cylindre Euro <b>05</b> Profile cylinder trim set	Sans mécanisme Without mechanism	416.00	184.00	216.00	300.00
	03	Ensemble privé sans mécanisme Privacy trim set without mechanism			458.00	211.00	248.00	339.00
	08	Ensemble fixe complet Complete full dummy set			426.00	194.00	226.00	310.00
	09	Ensemble demi fixe complet Complete half dummy set			217.00	101.00	117.00	159.00
	51	Ensemble passage complet sur pêne pour porte 1 3/4" Complete tubular passage set for 1 3/4" door			479.00	244.00	279.00	363.00
	53	Ensemble privé complet sur pènes pour porte 1 3/4" Complete tubular privacy set for 1 3/4" door			581.00	322.00	366.00	457.00
	75	Ensemble simple cylindre Euro complet pour porte 1 3/4" Complete single profile cylinder set for 1 3/4" door			662.00	410.00	447.00	539.00



LISTE DE PRIX | PRICE LIST

ENSEMBLES LEVIER SUR PLAQUE | EUROPEAN LEVER SETS

46A

BÂTIMENT CLASSIQUE | BUILDING CLASSIC || SECTION 3

FINIS | FINISHES

FONCTION | FUNCTION

**001** Laiton poli verni  
Polished lacquered brass

**007** Noir  
Black

**012** Étain  
Pewter

**056** Laiton patiné satiné  
Satin antique brass

◀▶ Gauche/droite  
Left/right

#	F	DESCRIPTION	001	007	012	056	
4160	01/05	<b>01</b> Ensemble passage <b>05</b> Ensemble cylindre Euro <b>01</b> Passage trim set <b>05</b> Profile cylinder trim set	Sans mécanisme Without mechanism	\$482.00	\$196.00	\$218.00	\$356.00
	03	Ensemble privé sans mécanisme Privacy trim set without mechanism		524.00	222.00	249.00	395.00
	08	Ensemble fixe complet Complete full dummy set		492.00	206.00	228.00	366.00
	09	Ensemble demi fixe complet Complete half dummy set		250.00	107.00	118.00	187.00
	51	Ensemble passage complet sur pêne pour porte 1 3/4" Complete tubular passage set for 1 3/4" door		545.00	256.00	281.00	419.00
	53	Ensemble privé complet sur pènes pour porte 1 3/4" Complete tubular privacy set for 1 3/4" door		647.00	334.00	367.00	513.00
	75	Ensemble simple cylindre Euro complet pour porte 1 3/4" Complete single profile cylinder set for 1 3/4" door		728.00	422.00	449.00	595.00
4161	01/05	<b>01</b> Ensemble passage <b>05</b> Ensemble cylindre Euro <b>01</b> Passage trim set <b>05</b> Profile cylinder trim set	Sans mécanisme Without mechanism	-	196.00	218.00	356.00
	03	Ensemble privé sans mécanisme Privacy trim set without mechanism		-	222.00	249.00	395.00
	08	Ensemble fixe complet Complete full dummy set		-	206.00	228.00	366.00
	09	Ensemble demi fixe complet Complete half dummy set		-	107.00	118.00	187.00
	51	Ensemble passage complet sur pêne pour porte 1 3/4" Complete tubular passage set for 1 3/4" door		-	256.00	281.00	419.00
	53	Ensemble privé complet sur pènes pour porte 1 3/4" Complete tubular privacy set for 1 3/4" door		-	334.00	367.00	513.00
	75	Ensemble simple cylindre Euro complet pour porte 1 3/4" Complete single profile cylinder set for 1 3/4" door		-	422.00	449.00	595.00
4170	01/05	<b>01</b> Ensemble passage <b>05</b> Ensemble cylindre Euro <b>01</b> Passage trim set <b>05</b> Profile cylinder trim set	Sans mécanisme Without mechanism	-	228.00	238.00	-
	03	Ensemble privé sans mécanisme Privacy trim set without mechanism		-	254.00	269.00	-
	08	Ensemble fixe complet Complete full dummy set		-	238.00	248.00	-
	09	Ensemble demi fixe complet Complete half dummy set	◀▶	-	123.00	128.00	-
	51	Ensemble passage complet sur pêne pour porte 1 3/4" Complete tubular passage set for 1 3/4" door		-	288.00	301.00	-
	53	Ensemble privé complet sur pènes pour porte 1 3/4" Complete tubular privacy set for 1 3/4" door		-	366.00	387.00	-
	75	Ensemble simple cylindre Euro complet pour porte 1 3/4" Complete single profile cylinder set for 1 3/4" door		-	454.00	469.00	-

46B

**ENSEMBLES LEVIER SUR PLAQUE | EUROPEAN LEVER SETS**  
**BÂTIMENT CLASSIQUE | BUILDING CLASSIC || SECTION 3**

FINIS   FINISHES				FONCTION   FUNCTION	
<b>001</b> Laiton poli verni Polished lacquered brass	<b>007</b> Noir Black	<b>012</b> Étain Pewter	<b>056</b> Laiton patiné satiné Satin antique brass	◀▶ Gauche/droite Left/right	

#	F	DESCRIPTION	001	007	012	056		
4300	01/05	<b>01</b> Ensemble passage <b>01</b> Passage trim set	<b>05</b> Ensemble cylindre Euro <b>05</b> Profile cylinder trim set	Sans mécanisme Without mechanism	-	-	\$360.00	-
	03	Ensemble privé sans mécanisme Privacy trim set without mechanism		-	-	391.00	-	
	08	Ensemble fixe complet Complete full dummy set		-	-	370.00	-	
	09	Ensemble demi fixe complet Complete half dummy set		-	-	189.00	-	
	51	Ensemble passage complet sur pêne pour porte 1 3/4" Complete tubular passage set for 1 3/4" door		-	-	423.00	-	
	53	Ensemble privé complet sur pènes pour porte 1 3/4" Complete tubular privacy set for 1 3/4" door		-	-	509.00	-	
	75	Ensemble simple cylindre Euro complet pour porte 1 3/4" Complete single profile cylinder set for 1 3/4" door		-	-	591.00	-	
4400	01/05	<b>01</b> Ensemble passage <b>01</b> Passage trim set	<b>05</b> Ensemble cylindre Euro <b>05</b> Profile cylinder trim set	Sans mécanisme Without mechanism	\$784.00	\$378.00	410.00	\$734.00
	03	Ensemble privé sans mécanisme Privacy trim set without mechanism		826.00	404.00	441.00	773.00	
	08	Ensemble fixe complet Complete full dummy set		794.00	388.00	420.00	744.00	
	09	Ensemble demi fixe complet Complete half dummy set		401.00	198.00	214.00	376.00	
	51	Ensemble passage complet sur pêne pour porte 1 3/4" Complete tubular passage set for 1 3/4" door		847.00	438.00	473.00	797.00	
	53	Ensemble privé complet sur pènes pour porte 1 3/4" Complete tubular privacy set for 1 3/4" door		949.00	516.00	559.00	891.00	
2681	01/05	<b>01</b> Ensemble passage <b>01</b> Passage trim set	<b>05</b> Ensemble cylindre Euro <b>05</b> Profile cylinder trim set	Sans mécanisme Without mechanism	-	246.00	274.00	-
	03	Ensemble privé sans mécanisme Privacy trim set without mechanism		-	272.00	305.00	-	
	08	Ensemble fixe complet Complete full dummy set		-	256.00	284.00	-	
	09	Ensemble demi fixe complet Complete half dummy set	◀▶	-	132.00	146.00	-	
	51	Ensemble passage complet sur pêne pour porte 1 3/4" Complete tubular passage set for 1 3/4" door		-	306.00	337.00	-	
	53	Ensemble privé complet sur pènes pour porte 1 3/4" Complete tubular privacy set for 1 3/4" door		-	384.00	423.00	-	
	75	Ensemble simple cylindre Euro complet pour porte 1 3/4" Complete single profile cylinder set for 1 3/4" door		-	472.00	505.00	-	



**ENSEMBLES SUR ROSACE | ROSETTE SETS**  
**BÂTIMENT CLASSIQUE | BUILDING CLASSIC || SECTION 3**

47A

**FINIS | FINISHES**

<b>001</b> Laiton poli verni Polished lacquered brass	<b>007</b> Noir Black	<b>012</b> Étain Pewter	<b>056</b> Laiton patiné satiné Satin antique brass
----------------------------------------------------------	--------------------------	----------------------------	--------------------------------------------------------

#	F	DESCRIPTION	001	007	012	056
2001	01	Ensemble passage sans mécanisme Passage trim only without mechanism	\$706.00	\$346.00	\$360.00	\$668.00
	03	Ensemble privé sans mécanisme Privacy trim set without mechanism	834.00	412.00	435.00	764.00
	08	Ensemble fixe complet Complete full dummy set	716.00	356.00	370.00	678.00
	09	Ensemble demi fixe complet Complete half dummy set	362.00	182.00	189.00	342.00
	51	Ensemble passage complet sur pêne pour porte 1 3/4" Complete tubular passage set for 1 3/4" door	769.00	406.00	423.00	731.00
	53	Ensemble privé complet sur pènes pour porte 1 3/4" Complete tubular privacy set for 1 3/4" door	957.00	524.00	553.00	882.00
2002	01	Ensemble passage sans mécanisme Passage trim only without mechanism	-	358.00	418.00	-
	03	Ensemble privé sans mécanisme Privacy trim set without mechanism	-	424.00	493.00	-
	08	Ensemble fixe complet Complete full dummy set	-	368.00	428.00	-
	09	Ensemble demi fixe complet Complete half dummy set	-	188.00	218.00	-
	51	Ensemble passage complet sur pêne pour porte 1 3/4" Complete tubular passage set for 1 3/4" door	-	418.00	481.00	-
	53	Ensemble privé complet sur pènes pour porte 1 3/4" Complete tubular privacy set for 1 3/4" door	-	536.00	611.00	-
2003	01	Ensemble passage sans mécanisme Passage trim only without mechanism	352.00	168.00	186.00	298.00
	03	Ensemble privé sans mécanisme Privacy trim set without mechanism	480.00	234.00	261.00	394.00
	08	Ensemble fixe complet Complete full dummy set	362.00	178.00	196.00	308.00
	09	Ensemble demi fixe complet Complete half dummy set	185.00	93.00	102.00	158.00
	51	Ensemble passage complet sur pêne pour porte 1 3/4" Complete tubular passage set for 1 3/4" door	415.00	228.00	249.00	361.00
	53	Ensemble privé complet sur pènes pour porte 1 3/4" Complete tubular privacy set for 1 3/4" door	603.00	346.00	379.00	512.00

47B

ENSEMBLES SUR ROSACE | ROSETTE SETS

BÂTIMENT CLASSIQUE | BUILDING CLASSIC || SECTION 3

FINIS | FINISHES

<b>001</b> Laiton poli verni Polished lacquered brass	<b>007</b> Noir Black	<b>009</b> Rouille Rust	<b>012</b> Étain Pewter	<b>056</b> Laiton patiné satiné Satin antique brass
----------------------------------------------------------	--------------------------	----------------------------	----------------------------	--------------------------------------------------------

#	F	DESCRIPTION	001	007	009	012	056
2004	01	Ensemble passage sans mécanisme Passage trim only without mechanism	\$390.00	\$196.00	-	\$224.00	\$326.00
	03	Ensemble privé sans mécanisme Privacy trim set without mechanism	518.00	262.00	-	299.00	422.00
	08	Ensemble fixe complet Complete full dummy set	400.00	206.00	-	234.00	336.00
	09	Ensemble demi fixe complet Complete half dummy set	204.00	107.00	-	121.00	172.00
	51	Ensemble passage complet sur pêne pour porte 1 3/4" Complete tubular passage set for 1 3/4" door	453.00	256.00	-	287.00	389.00
	53	Ensemble privé complet sur pènes pour porte 1 3/4" Complete tubular privacy set for 1 3/4" door	641.00	374.00	-	417.00	540.00
2005	01	Ensemble passage sans mécanisme Passage trim only without mechanism	-	170.00	-	190.00	-
	03	Ensemble privé sans mécanisme Privacy trim set without mechanism	-	236.00	-	265.00	-
	08	Ensemble fixe complet Complete full dummy set	-	180.00	-	200.00	-
	09	Ensemble demi fixe complet Complete half dummy set	-	94.00	-	104.00	-
	51	Ensemble passage complet sur pêne pour porte 1 3/4" Complete tubular passage set for 1 3/4" door	-	230.00	-	253.00	-
	53	Ensemble privé complet sur pènes pour porte 1 3/4" Complete tubular privacy set for 1 3/4" door	-	348.00	-	383.00	-
2006	01	Ensemble passage sans mécanisme Passage trim only without mechanism	-	278.00	\$308.00	308.00	-
	03	Ensemble privé sans mécanisme Privacy trim set without mechanism	-	344.00	383.00	383.00	-
	08	Ensemble fixe complet Complete full dummy set	-	288.00	318.00	318.00	-
	09	Ensemble demi fixe complet Complete half dummy set	-	148.00	163.00	163.00	-
	51	Ensemble passage complet sur pêne pour porte 1 3/4" Complete tubular passage set for 1 3/4" door	-	338.00	371.00	371.00	-
	53	Ensemble privé complet sur pènes pour porte 1 3/4" Complete tubular privacy set for 1 3/4" door	-	456.00	501.00	501.00	-

**ENSEMBLES SUR ROSACE | ROSETTE SETS** 48A

**BÂTIMENT CLASSIQUE | BUILDING CLASSIC** || SECTION 3

<b>FINIS   FINISHES</b>				<b>FONCTION   FUNCTION</b>	
<b>001</b> Laiton poli verni Polished lacquered brass	<b>007</b> Noir Black	<b>012</b> Étain Pewter	<b>056</b> Laiton patiné satiné Satin antique brass	◀▶ Gauche/droite Left/right	

#	F	DESCRIPTION	001	007	012	056
2007	01	Ensemble passage sans mécanisme Passage trim only without mechanism	-	\$204.00	\$232.00	\$312.00
	03	Ensemble privé sans mécanisme Privacy trim set without mechanism	-	270.00	307.00	409.00
	08	Ensemble fixe complet Complete full dummy set	-	214.00	242.00	322.00
	09	Ensemble demi fixe complet ◀▶ Complete half dummy set	-	111.00	125.00	165.00
	51	Ensemble passage complet sur pêne pour porte 1 3/4" Complete tubular passage set for 1 3/4" door	-	264.00	295.00	375.00
	53	Ensemble privé complet sur pênes pour porte 1 3/4" Complete tubular privacy set for 1 3/4" door	-	382.00	425.00	527.00
2008	01	Ensemble passage sans mécanisme Passage trim only without mechanism	\$406.00	218.00	236.00	344.00
	03	Ensemble privé sans mécanisme Privacy trim set without mechanism	534.00	284.00	311.00	440.00
	08	Ensemble fixe complet Complete full dummy set	416.00	228.00	246.00	354.00
	09	Ensemble demi fixe complet ◀▶ Complete half dummy set	212.00	118.00	127.00	181.00
	51	Ensemble passage complet sur pêne pour porte 1 3/4" Complete tubular passage set for 1 3/4" door	469.00	278.00	299.00	407.00
	53	Ensemble privé complet sur pênes pour porte 1 3/4" Complete tubular privacy set for 1 3/4" door	657.00	396.00	429.00	558.00
2009	01	Ensemble passage sans mécanisme Passage trim only without mechanism	-	298.00	348.00	-
	03	Ensemble privé sans mécanisme Privacy trim set without mechanism	-	364.00	423.00	-
	08	Ensemble fixe complet Complete full dummy set	-	308.00	358.00	-
	09	Ensemble demi fixe complet Complete half dummy set	-	158.00	183.00	-
	51	Ensemble passage complet sur pêne pour porte 1 3/4" Complete tubular passage set for 1 3/4" door	-	358.00	411.00	-
	53	Ensemble privé complet sur pênes pour porte 1 3/4" Complete tubular privacy set for 1 3/4" door	-	476.00	541.00	-

## ENSEMBLES SUR ROSACE | ROSETTE SETS

BÂTIMENT CLASSIQUE | BUILDING CLASSIC || SECTION 3

## FINIS | FINISHES

<b>001</b> Laiton poli verni Polished lacquered brass	<b>007</b> Noir Black	<b>009</b> Rouille Rust	<b>012</b> Étain Pewter	<b>056</b> Laiton patiné satiné Satin antique brass
----------------------------------------------------------	--------------------------	----------------------------	----------------------------	--------------------------------------------------------

#	F	DESCRIPTION	001	007	009	012	056
2010	01	Ensemble passage sans mécanisme Passage trim only without mechanism	\$356.00	\$170.00	\$190.00	\$190.00	\$288.00
	03	Ensemble privé sans mécanisme Privacy trim set without mechanism	484.00	236.00	265.00	265.00	384.00
	08	Ensemble fixe complet Complete full dummy set	366.00	180.00	200.00	200.00	298.00
	09	Ensemble demi fixe complet Complete half dummy set	187.00	94.00	104.00	104.00	153.00
	51	Ensemble passage complet sur pêne pour porte 1 3/4" Complete tubular passage set for 1 3/4" door	419.00	230.00	253.00	253.00	351.00
	53	Ensemble privé complet sur pènes pour porte 1 3/4" Complete tubular privacy set for 1 3/4" door	607.00	348.00	383.00	383.00	502.00
2011	01	Ensemble passage sans mécanisme Passage trim only without mechanism	-	166.00	-	184.00	-
	03	Ensemble privé sans mécanisme Privacy trim set without mechanism	-	232.00	-	259.00	-
	08	Ensemble fixe complet Complete full dummy set	-	176.00	-	194.00	-
	09	Ensemble demi fixe complet Complete half dummy set	-	92.00	-	101.00	-
	51	Ensemble passage complet sur pêne pour porte 1 3/4" Complete tubular passage set for 1 3/4" door	-	226.00	-	247.00	-
	53	Ensemble privé complet sur pènes pour porte 1 3/4" Complete tubular privacy set for 1 3/4" door	-	344.00	-	377.00	-
2012	01	Ensemble passage sans mécanisme Passage trim only without mechanism	494.00	300.00	-	382.00	474.00
	03	Ensemble privé sans mécanisme Privacy trim set without mechanism	622.00	366.00	-	457.00	570.00
	08	Ensemble fixe complet Complete full dummy set	504.00	310.00	-	392.00	484.00
	09	Ensemble demi fixe complet Complete half dummy set	256.00	159.00	-	200.00	246.00
	51	Ensemble passage complet sur pêne pour porte 1 3/4" Complete tubular passage set for 1 3/4" door	557.00	360.00	-	445.00	537.00
	53	Ensemble privé complet sur pènes pour porte 1 3/4" Complete tubular privacy set for 1 3/4" door	745.00	478.00	-	575.00	688.00

## COMPOSANTES | COMPONENTS || CLASSIQUE | CLASSIC

## FINIS | FINISHES

<b>001</b> Laiton poli verni Polished lacquered brass	<b>007</b> Noir Black	<b>009</b> Rouille Rust	<b>012</b> Étain Pewter	<b>056</b> Laiton patiné satiné Satin antique brass
----------------------------------------------------------	--------------------------	----------------------------	----------------------------	--------------------------------------------------------

## FONCTION | FUNCTION

◀▶ Gauche/droite Left/right
--------------------------------

#	CARRÉ SQUARE	F	L × L   L × W	P	001	007	009	012	056
BÉQUILLES   LEVERS									
1143-11	7 mm	-	4 3/4 × 7/8"	3"	\$279.00	\$88.00	\$106.00	\$106.00	\$233.00
1143-18	8 mm	-	4 3/4 × 7/8"	3"	-	88.00	-	106.00	-
4000-11	7 mm	◀▶	4 × 1 5/8"	1 3/4"	-	40.00	-	46.00	106.00
4014-11	7 mm	◀▶	4 15/16 × 1 3/4"	2 1/8"	136.00	66.00	-	72.00	107.00
4020-11	7 mm	-	4 5/16 × 5/8"	2 3/8"	-	42.00	-	49.00	-
4035-11	7 mm	-	4 3/4 × 7/8"	2 1/4"	111.00	42.00	49.00	49.00	79.00
4035-18	8 mm	-	4 3/4 × 7/8"	2 1/4"	-	42.00	-	49.00	-
4050-11	7 mm	◀▶	4 3/4 × 1 1/8"	2 1/2"	-	50.00	-	60.00	-
4060-11	7 mm	-	5 × 3/4"	2 3/8"	-	44.00	52.00	52.00	-
4060-18	8 mm	-	5 × 3/4"	2 3/8"	-	44.00	52.00	52.00	-
4070-11	7 mm	-	4 7/8 × 1 3/16"	2 3/4"	-	96.00	108.00	108.00	-
4090-11	7 mm	-	4 7/16 × 7/16"	2 5/8"	-	58.00	-	69.00	-
4100-11	7 mm	◀▶	4 3/8 × 1 1/2"	2 1/4"	130.00	58.00	-	69.00	108.00
4100-18	8 mm	◀▶	4 3/8 × 1 1/2"	2 1/4"	-	58.00	-	69.00	-
4110-11	7 mm	◀▶	4 × 1"	1 5/8"	-	59.00	-	70.00	81.00
4120-11	7 mm	-	4 9/16 × 13/16"	2 1/2"	128.00	55.00	-	66.00	98.00
4130-11	7 mm	-	4 3/4 × 7/8"	2 1/4"	-	106.00	-	128.00	-
4135-11	7 mm	-	4 3/4 × 7/8"	2 1/4"	-	136.00	-	163.00	-
4140-11	7 mm	-	4 5/8 × 3/4"	2 1/4"	109.00	41.00	-	47.00	84.00
4140-18	8 mm	-	4 5/8 × 3/4"	2 1/4"	-	46.00	-	53.00	-
4170-11	7 mm	◀▶	4 × 1 3/8"	1 5/8"	-	77.00	-	90.00	-
4300-11	7 mm	-	4 1/2 × 1 1/8"	1 5/8"	-	-	-	108.00	-
4910-11	7 mm	◀▶	5 5/16 × 1 7/16"	2"	-	81.00	-	86.00	-

Pour autres finis disponibles, communiquez avec nous / Contact us for other available finishes

## COMPOSANTES | COMPONENTS || CLASSIQUE | CLASSIC

## FINIS | FINISHES

<b>001</b> Laiton poli verni Polished lacquered brass	<b>007</b> Noir Black	<b>009</b> Rouille Rust	<b>012</b> Étain Pewter	<b>056</b> Laiton patiné satiné Satin antique brass
----------------------------------------------------------	--------------------------	----------------------------	----------------------------	--------------------------------------------------------

## FONCTIONS | FUNCTIONS

<b>P</b> Projection	<b>Φ</b> Diamètre Diameter
---------------------	-------------------------------

#	CARRÉ SQUARE	L × L   L × W	<b>P</b>	<b>Φ</b>	<b>001</b>	<b>007</b>	<b>009</b>	<b>012</b>	<b>056</b>
BOUTONS   KNOBS									
4153-16	7 mm	-	2 9/16"	2"	\$180.00	\$107.00	-	\$145.00	\$172.00
4201-13*	6 mm	1 1/2 × 9/16"	1 3/16"	-	42.00	26.00	\$31.00	31.00	39.00
4650-16	7 mm	-	2 7/8"	2 3/8"	286.00	130.00	-	134.00	269.00

#	L × L   L × W	<b>P</b>	<b>Φ</b>	<b>001</b>	<b>007</b>	<b>009</b>	<b>012</b>	<b>056</b>
---	---------------	----------	----------	------------	------------	------------	------------	------------

## ROSACES | ROSETTES\*\*

1401	-	1/16"	2 3/4"	\$67.00	\$43.00	-	\$46.00	\$65.00
1402	3 7/8 × 2 7/8"	1/16"	-	67.00	43.00	\$46.00	46.00	65.00
1403	3 15/16 × 2 7/8"	1/16"	-	67.00	43.00	-	46.00	65.00
1404	3 11/16 × 2 7/8"	1/16"	-	67.00	43.00	-	46.00	65.00
1405	3 15/16 × 2 7/8"	1/16"	-	67.00	43.00	46.00	46.00	65.00
1406	2 9/16 × 2 9/16"	1/16"	-	67.00	43.00	46.00	46.00	65.00
1407	2 5/8 × 2 1/2"	1/16"	-	67.00	43.00	46.00	46.00	65.00
1408	2 9/16 × 2 7/8"	1/16"	-	67.00	43.00	-	46.00	65.00
1409	-	1/16"	2 7/8"	67.00	43.00	-	46.00	65.00
1410	-	1/16"	2 7/8"	67.00	43.00	46.00	46.00	65.00
1411	-	1/16"	2 7/8"	67.00	43.00	-	46.00	65.00
1412	-	1/16"	2"	67.00	43.00	-	46.00	65.00
4960	1 7/8 × 2 1/2"	1/16"	-	-	31.00	-	43.00	-
4970	-	1/16"	1 7/8"	-	26.00	-	32.00	-

\*Bouton de condamnation / Turn piece

\*\*Pour fonctions disponibles, communiquez avec nous / Contact us for available functions



COMPOSANTES   COMPONENTS		CLASSIQUE		CLASSIC			
FINIS   FINISHES						FONCTION   FUNCTION	
<b>001</b> Laiton poli verni Polished lacquered brass	<b>007</b> Noir Black	<b>009</b> Rouille Rust	<b>012</b> Étain Pewter	<b>056</b> Laiton patiné satiné Satin antique brass	◀▶ Gauche/droite Left/right		

## FONCTIONS | FUNCTIONS

<b>13</b> Plaque intérieure avec bouton pour serrure américaine	<b>13</b> Entrance escutcheon with turnpiece – interior
<b>15</b> Plaque extérieure et poucier pour serrure américaine	<b>15</b> Entrance escutcheon (cut for mortise cyl.) with thumb piece – exterior
<b>16</b> Plaque percement cylindre US – extérieur et intérieur	<b>16</b> Entrance escutcheon (cut for mortise cyl.) exterior or interior
<b>21</b> Plaque passage Européen	<b>21</b> Passage escutcheon for Euro style trims
<b>21US</b> Plaque ensemble fixe – intérieur et extérieur	<b>21US</b> Dummy escutcheon for entrance set - exterior and interior
<b>22</b> Plaque percement clé (mortaise Euro)	<b>22</b> Key escutcheon (cut for European mortise lock)
<b>23</b> Plaque privé avec bouton – intérieur	<b>23</b> Privacy escutcheon with knob – interior
<b>24</b> Plaque décondamnation – extérieur	<b>24</b> Emergency escutcheon – exterior
<b>25</b> Plaque cylindre 70 mm c.c. (mortaise Euro)	<b>25</b> Euro profile cylinder escutcheon 70 mm c.c.
<b>85</b> Plaque cylindre 85 mm c.c. (mortaise Euro)	<b>85</b> Euro profile cylinder escutcheon 85 mm c.c.
<b>92</b> Plaque cylindre Euro 92 mm c.c. – pour serrure multipoint	<b>92</b> Euro profile cylinder escutcheon 92 mm c.c. – multipoint lock

#	F	L × L   L × W	P	001	007	009	012	056
---	---	---------------	---	-----	-----	-----	-----	-----

## PLAQUES | ESCUTCHEONS

1107	15	15 3/4 × 2 3/4"	1/16"	-	\$182.00	\$204.00	\$204.00	-
1108	15	17 1/2 × 2 3/4"	1/16"	\$340.00	185.00	-	208.00	\$299.00
1204	16 / 21 / 21US / 24 / 25	11 1/8 × 1 3/4"	1/16"	-	62.00	-	68.00	-
1204	13 / 23	11 1/8 × 1 3/4"	1/16"	-	88.00	-	99.00	-
1207	15	10 1/4 × 2 3/4"	1/16"	-	167.00	-	189.00	-
1207	16 / 21 / 21US / 24 / 25 / 85	10 1/4 × 2 3/4"	1/16"	116.00	59.00	77.00	77.00	98.00
1207	13 / 23	10 1/4 × 2 3/4"	1/16"	170.00	85.00	102.00	102.00	146.00
1208	16 / 21 / 21US / 24 / 25 / 85	11 5/8 × 2 3/4"	1/16"	145.00	79.00	-	91.00	120.00
1208	13 / 23	11 5/8 × 2 3/4"	1/16"	187.00	105.00	-	122.00	159.00
1209	16 / 21 / 21US / 24 / 25 / 85	10 3/8 × 2 3/4"	1/16"	-	69.00	-	81.00	-
1209	13 / 23	10 3/8 × 2 3/4"	1/16"	-	95.00	-	122.00	-
1209	15	10 3/8 × 2 3/4"	1/16"	-	178.00	-	201.00	-
4000	21 / 22 / 24 / 25 ◀▶	12 3/8 × 1 1/4"	1/16"	-	26.00	-	36.00	106.00
4000	23 ◀▶	12 3/8 × 1 1/4"	1/16"	-	52.00	-	67.00	145.00
4020	21 / 22 / 24 / 25	11 1/4 × 1 5/8"	1/16"	-	31.00	-	39.00	-
4020	23	11 1/4 × 1 5/8"	1/16"	-	57.00	-	70.00	-
4035	21 / 22 / 24 / 25	10 1/2 × 1 7/8"	1/16"	145.00	69.00	-	77.00	121.00
4035	23	10 1/2 × 1 7/8"	1/16"	187.00	95.00	-	108.00	160.00
4035	92	10 1/2 × 1 7/8"	1/16"	163.00	80.00	-	91.00	138.00

\*Pour certains modèles disponibles de Plaques de poussée voir pp 109 et 110 / For Push plates available models, see pages 109 and 110

## COMPOSANTES | COMPONENTS || CLASSIQUE | CLASSIC

FINIS   FINISHES					FONCTION   FUNCTION	
<b>001</b> Laiton poli verni Polished lacquered brass	<b>007</b> Noir Black	<b>009</b> Rouille Rust	<b>012</b> Étain Pewter	<b>056</b> Laiton patiné satiné Satin antique brass	◀▶ Gauche/droite Left/right	

## FONCTIONS | FUNCTIONS

<b>13</b> Plaque intérieure avec bouton pour serrure américaine	<b>13</b> Entrance escutcheon with turnpiece – interior
<b>15</b> Plaque extérieure et pousier	<b>15</b> Entrance escutcheon (cut for mortise cyl.) with thumb piece – exterior
<b>16</b> Plaque percement cylindre US – extérieur et intérieur	<b>16</b> Entrance escutcheon (cut for mortise cyl.) exterior or interior
<b>21</b> Plaque passage style Européen	<b>21</b> Passage escutcheon for Euro style trims
<b>21US</b> Plaque ensemble fixe – intérieur et extérieur	<b>21US</b> Dummy escutcheon for entrance set - exterior and interior
<b>22</b> Plaque percement clé (mortaise Euro)	<b>22</b> Key escutcheon (cut for European mortise lock)
<b>23</b> Plaque privé avec bouton – intérieur	<b>23</b> Privacy escutcheon with knob – interior
<b>24</b> Plaque décondamnation – extérieur	<b>24</b> Emergency escutcheon – exterior
<b>25</b> Plaque cylindre 70 mm c.c. (mortaise Euro)	<b>25</b> Euro profile cylinder escutcheon 70 mm c.c.
<b>85</b> Plaque cylindre 85 mm c.c. (mortaise Euro)	<b>85</b> Euro profile cylinder escutcheon 85 mm c.c.
<b>92</b> Plaque cylindre 92 mm c.c. (mortaise Euro) – pour serrure multipoints	<b>92</b> Euro profile cylinder escutcheon 92 mm c.c. – multipoint lock

#	F	L x L   L x W	P	001	007	009	012	056
PLAQUES   ESCUTCHEONS								
4050	21 / 24 / 25	10 3/4 x 1 3/4"	1/16"	-	\$59.00	-	\$64.00	-
4050	23	10 3/4 x 1 3/4"	1/16"	-	85.00	-	95.00	-
4060	21 / 24 / 25	10 13/16 x 2"	1/16"	-	69.00	-	74.00	-
4060	23	10 13/16 x 2"	1/16"	-	95.00	-	105.00	-
4075	21 / 22 / 24 / 25	11 1/8 x 1 3/4"	1/16"	-	59.00	\$64.00	64.00	-
4075	23	11 1/8 x 1 3/4"	1/16"	-	85.00	95.00	95.00	-
4075	92	11 1/8 x 1 3/4"	1/16"	-	69.00	-	74.00	-
4100	16 / 21 / 21US / 24 / 25	12 x 2"	1/16"	\$123.00	61.00	-	65.00	\$102.00
4100	13	12 x 2"	1/16"	-	102.00	-	111.00	-
4100	23	12 x 2"	1/16"	165.00	87.00	-	96.00	142.00
4110	21 / 24 / 25 ◀▶	11 x 1 3/4"	1/16"	-	80.00	-	92.00	132.00
4110	23 ◀▶	11 x 1 3/4"	1/16"	-	106.00	-	123.00	171.00
4120	21 / 24 / 25	10 1/8 x 1 3/4"	1/16"	160.00	67.00	-	77.00	150.00
4120	23	10 1/8 x 1 3/4"	1/16"	202.00	93.00	-	108.00	189.00
4140	21 / 24 / 25	10 13/16 x 1 3/4"	1/16"	101.00	80.00	-	91.00	112.00
4140	23	10 13/16 x 1 3/4"	1/16"	143.00	106.00	-	122.00	151.00
4141	21 / 25 / 92	9 3/4 x 1 3/4"	1/16"	101.00	80.00	-	91.00	112.00
4160	21 / 22 / 24 / 25 / 85	9 1/2 x 1 5/8"	1/16"	133.00	59.00	-	64.00	98.00
4160	23	9 1/2 x 1 5/8"	1/16"	175.00	85.00	-	95.00	137.00
4160	92	9 7/16 x 1 9/16"	1/16"	143.00	69.00	-	74.00	108.00
4161	21	9 7/16 x 1 1/8"	1/16"	133.00	59.00	-	64.00	98.00
4161	92	9 7/16 x 1 1/8"	1/16"	143.00	69.00	-	74.00	108.00
4170	21 / 24 / 25 ◀▶	11 3/16 x 1 3/8"	1/16"	-	59.00	-	64.00	-
4170	23 ◀▶	11 3/16 x 1 3/8"	1/16"	-	85.00	-	95.00	-
4300	21 / 24 / 25 / 92	9 7/8 x 1 5/8"	1/16"	-	-	-	85.00	-
4300	23	9 7/8 x 1 5/8"	1/16"	-	-	-	116.00	-
4950	21 / 24 / 25	8 3/4 x 1 7/8"	1/16"	-	53.00	-	59.00	-
4950	23	8 3/4 x 1 7/8"	1/16"	-	79.00	-	90.00	-

\*Pour certains modèles disponibles de Plaques de poussée voir pp 109 et 110 / For Push plates available models, see pages 109 and 110



## ENSEMBLES À CLENCHE | ENTRANCE HANDLE SETS

53

LAFORGE || SECTION 4

## FINIS | FINISHES

<b>007</b> Noir Black	<b>012</b> Étain Pewter
--------------------------	----------------------------

#	F	DESCRIPTION	007	012
2801	100	Ensemble sans mécanisme Trim set without mechanism	\$450.00	\$483.00
	101	Ensemble fixe complet Complete full dummy	420.00	453.00
	144	Ensemble simple cylindre complet pour porte 1 3/4" Complete single cylinder set for 1 3/4" door	917.00	958.00
	160	Ensemble simple cylindre complet pour porte 2 1/4" Complete single cylinder set for 2 1/4" door	957.00	998.00
2802	100	Ensemble sans mécanisme Trim set without mechanism	450.00	483.00
	101	Ensemble fixe complet Complete full dummy	420.00	453.00
	144	Ensemble simple cylindre complet pour porte 1 3/4" Complete single cylinder set for 1 3/4" door	917.00	958.00
	160	Ensemble simple cylindre complet pour porte 2 1/4" Complete single cylinder set for 2 1/4" door	957.00	998.00
2803	100	Ensemble sans mécanisme Trim set without mechanism	450.00	483.00
	101	Ensemble fixe complet Complete full dummy	420.00	453.00
	144	Ensemble simple cylindre complet pour porte 1 3/4" Complete single cylinder set for 1 3/4" door	917.00	958.00
	160	Ensemble simple cylindre complet pour porte 2 1/4" Complete single cylinder set for 2 1/4" door	957.00	998.00
2804	100	Ensemble sans mécanisme Trim set without mechanism	450.00	483.00
	101	Ensemble fixe complet Complete full dummy	420.00	453.00
	144	Ensemble simple cylindre complet pour porte 1 3/4" Complete single cylinder set for 1 3/4" door	917.00	958.00
	160	Ensemble simple cylindre complet pour porte 2 1/4" Complete single cylinder set for 2 1/4" door	957.00	998.00

ENSEMBLES À CLENCHE | ENTRANCE HANDLE SETS

LAFORGE || SECTION 4

54

FINIS | FINISHES

FONCTION | FUNCTION

**007** Noir  
Black

**012** Étain  
Pewter

◀▶ Gauche/droite  
Left/right

#	F	DESCRIPTION	007	012
2809 ◀▶	100	Ensemble sans mécanisme Trim set without mechanism	\$450.00	\$483.00
	101	Ensemble fixe complet Complete full dummy set	420.00	453.00
	144	Ensemble simple cylindre complet pour porte 1 3/4" Complete single cylinder set for 1 3/4" door	917.00	958.00
	160	Ensemble simple cylindre complet pour porte 2 1/4" Complete single cylinder set for 2 1/4" door	957.00	998.00
2811	100	Ensemble sans mécanisme Trim set without mechanism	473.00	523.00
	101	Ensemble fixe complet Complete full dummy set	443.00	493.00
	144	Ensemble simple cylindre complet pour porte 1 3/4" Complete single cylinder set for 1 3/4" door	940.00	998.00
	160	Ensemble simple cylindre complet pour porte 2 1/4" Complete single cylinder set for 2 1/4" door	980.00	1038.00
2812	100	Ensemble sans mécanisme Trim set without mechanism	443.00	493.00
	101	Ensemble fixe complet Complete full dummy set	443.00	493.00
	144	Ensemble simple cylindre complet pour porte 1 3/4" Complete single cylinder set for 1 3/4" door	940.00	998.00
	160	Ensemble simple cylindre complet pour porte 2 1/4" Complete single cylinder set for 2 1/4" door	980.00	1038.00
2813 ◀▶	100	Ensemble sans mécanisme Trim set without mechanism	450.00	483.00
	101	Ensemble fixe complet Complete full dummy set	420.00	453.00
	144	Ensemble simple cylindre complet pour porte 1 3/4" Complete single cylinder set for 1 3/4" door	917.00	958.00
	160	Ensemble simple cylindre complet pour porte 2 1/4" Complete single cylinder set for 2 1/4" door	957.00	998.00

## ENSEMBLES À CLENCHE | ENTRANCE HANDLE SETS

LAFORGE || SECTION 4

55

## FINIS | FINISHES

<b>007</b> Noir Black	<b>012</b> Étain Pewter
--------------------------	----------------------------

#	F	DESCRIPTION	007	012
2805	100	Ensemble sans mécanisme Trim set without mechanism	\$473.00	\$523.00
	101	Ensemble fixe complet Complete full dummy set	443.00	493.00
	144	Ensemble simple cylindre complet pour porte 1 3/4" Complete single cylinder set for 1 3/4" door	940.00	998.00
	160	Ensemble simple cylindre complet pour porte 2 1/4" Complete single cylinder set for 2 1/4" door	980.00	1038.00
2806	100	Ensemble sans mécanisme Trim set without mechanism	473.00	523.00
	101	Ensemble fixe complet Complete full dummy set	443.00	493.00
	144	Ensemble simple cylindre complet pour porte 1 3/4" Complete single cylinder set for 1 3/4" door	940.00	998.00
	160	Ensemble simple cylindre complet pour porte 2 1/4" Complete single cylinder set for 2 1/4" door	980.00	1038.00
2807	100	Ensemble sans mécanisme Trim set without mechanism	473.00	523.00
	101	Ensemble fixe complet Complete full dummy set	443.00	493.00
	144	Ensemble simple cylindre complet pour porte 1 3/4" Complete single cylinder set for 1 3/4" door	940.00	998.00
	160	Ensemble simple cylindre complet pour porte 2 1/4" Complete single cylinder set for 2 1/4" door	980.00	1038.00
2808	100	Ensemble sans mécanisme Trim set without mechanism	473.00	523.00
	101	Ensemble fixe complet Complete full dummy set	443.00	493.00
	144	Ensemble simple cylindre complet pour porte 1 3/4" Complete single cylinder set for 1 3/4" door	940.00	998.00
	160	Ensemble simple cylindre complet pour porte 2 1/4" Complete single cylinder set for 2 1/4" door	980.00	1038.00

ENSEMBLES À CLENCHE | ENTRANCE HANDLE SETS

56

LAFORGE || SECTION 4

FINIS | FINISHES

FONCTION | FUNCTION

007 Noir  
Black

012 Étain  
Pewter

◀▶ Gauche/droite  
Left/right

#	F	DESCRIPTION	007	012
2810 ◀▶	100	Ensemble sans mécanisme Trim set without mechanism	\$473.00	\$523.00
	101	Ensemble fixe complet Complete full dummy set	443.00	493.00
	144	Ensemble simple cylindre complet pour porte 1 3/4" Complete single cylinder set for 1 3/4" door	940.00	998.00
	160	Ensemble simple cylindre complet pour porte 2 1/4" Complete single cylinder set for 2 1/4" door	980.00	1038.00
2814	100	Ensemble sans mécanisme Trim set without mechanism	473.00	523.00
	101	Ensemble fixe complet Complete full dummy set	443.00	493.00
	144	Ensemble simple cylindre complet pour porte 1 3/4" Complete single cylinder set for 1 3/4" door	940.00	998.00
	160	Ensemble simple cylindre complet pour porte 2 1/4" Complete single cylinder set for 2 1/4" door	980.00	1038.00
2815	100	Ensemble sans mécanisme Trim set without mechanism	473.00	523.00
	101	Ensemble fixe complet Complete full dummy set	443.00	493.00
	144	Ensemble simple cylindre complet pour porte 1 3/4" Complete single cylinder set for 1 3/4" door	940.00	998.00
	160	Ensemble simple cylindre complet pour porte 2 1/4" Complete single cylinder set for 2 1/4" door	980.00	1038.00
2816 ◀▶	100	Ensemble sans mécanisme Trim set without mechanism	473.00	523.00
	101	Ensemble fixe complet Complete full dummy set	443.00	493.00
	144	Ensemble simple cylindre complet pour porte 1 3/4" Complete single cylinder set for 1 3/4" door	940.00	998.00
	160	Ensemble simple cylindre complet pour porte 2 1/4" Complete single cylinder set for 2 1/4" door	980.00	1038.00

## ENSEMBLES À CLENCHE | ENTRANCE HANDLE SETS

LAFORGE || SECTION 4

## FINIS | FINISHES

<b>007</b> Noir Black	<b>012</b> Étain Pewter
--------------------------	----------------------------

#	F	DESCRIPTION	007	012
2817	100	Ensemble sans mécanisme Trim set without mechanism	\$485.00	\$506.00
	101	Ensemble fixe complet Complete full dummy set	455.00	476.00
	144	Ensemble simple cylindre complet pour porte 1 3/4" Complete single cylinder set for 1 3/4" door	952.00	981.00
	160	Ensemble simple cylindre complet pour porte 2 1/4" Complete single cylinder set for 2 1/4" door	992.00	1021.00
2818	100	Ensemble sans mécanisme Trim set without mechanism	485.00	506.00
	101	Ensemble fixe complet Complete full dummy set	455.00	476.00
	144	Ensemble simple cylindre complet pour porte 1 3/4" Complete single cylinder set for 1 3/4" door	952.00	981.00
	160	Ensemble simple cylindre complet pour porte 2 1/4" Complete single cylinder set for 2 1/4" door	992.00	1021.00
2819	100	Ensemble sans mécanisme Trim set without mechanism	485.00	506.00
	101	Ensemble fixe complet Complete full dummy set	455.00	476.00
	144	Ensemble simple cylindre complet pour porte 1 3/4" Complete single cylinder set for 1 3/4" door	952.00	981.00
	160	Ensemble simple cylindre complet pour porte 2 1/4" Complete single cylinder set for 2 1/4" door	992.00	1021.00
2820	100	Ensemble sans mécanisme Trim set without mechanism	485.00	506.00
	101	Ensemble fixe complet Complete full dummy set	455.00	476.00
	144	Ensemble simple cylindre complet pour porte 1 3/4" Complete single cylinder set for 1 3/4" door	952.00	981.00
	160	Ensemble simple cylindre complet pour porte 2 1/4" Complete single cylinder set for 2 1/4" door	992.00	1021.00

ENSEMBLES À CLENCHE | ENTRANCE HANDLE SETS

58

LAFORGE || SECTION 4

FINIS | FINISHES

FONCTION | FUNCTION

007 Noir  
Black

012 Étain  
Pewter

◀▶ Gauche/droite  
Left/right

#	F	DESCRIPTION	007	012
2821 ◀▶	100	Ensemble sans mécanisme Trim set without mechanism	\$485.00	\$506.00
	101	Ensemble fixe complet Complete full dummy set	455.00	476.00
	144	Ensemble simple cylindre complet pour porte 1 3/4" Complete single cylinder set for 1 3/4" door	952.00	981.00
	160	Ensemble simple cylindre complet pour porte 2 1/4" Complete single cylinder set for 2 1/4" door	992.00	1021.00
2822	100	Ensemble sans mécanisme Trim set without mechanism	539.00	572.00
	101	Ensemble fixe complet Complete full dummy set	509.00	542.00
	144	Ensemble simple cylindre complet pour porte 1 3/4" Complete single cylinder set for 1 3/4" door	1006.00	1047.00
	160	Ensemble simple cylindre complet pour porte 2 1/4" Complete single cylinder set for 2 1/4" door	1046.00	1087.00
2823	100	Ensemble sans mécanisme Trim set without mechanism	539.00	572.00
	101	Ensemble fixe complet Complete full dummy set	509.00	542.00
	144	Ensemble simple cylindre complet pour porte 1 3/4" Complete single cylinder set for 1 3/4" door	1006.00	1047.00
	160	Ensemble simple cylindre complet pour porte 2 1/4" Complete single cylinder set for 2 1/4" door	1046.00	1087.00
2824 ◀▶	100	Ensemble sans mécanisme Trim set without mechanism	539.00	572.00
	101	Ensemble fixe complet Complete full dummy set	509.00	542.00
	144	Ensemble simple cylindre complet pour porte 1 3/4" Complete single cylinder set for 1 3/4" door	1006.00	1047.00
	160	Ensemble simple cylindre complet pour porte 2 1/4" Complete single cylinder set for 2 1/4" door	1046.00	1087.00

## ENSEMBLES À CLENCHE | ENTRANCE HANDLE SETS

LAFORGE || SECTION 4

## FINIS | FINISHES

<b>007</b> Noir Black	<b>012</b> Étain Pewter
--------------------------	----------------------------

#	F	DESCRIPTION	007	012
2825	100	Ensemble sans mécanisme Trim set without mechanism	\$539.00	\$572.00
	101	Ensemble fixe complet Complete full dummy set	509.00	542.00
	144	Ensemble simple cylindre complet pour porte 1 3/4" Complete single cylinder set for 1 3/4" door	1006.00	1047.00
	160	Ensemble simple cylindre complet pour porte 2 1/4" Complete single cylinder set for 2 1/4" door	1046.00	1087.00
2826	100	Ensemble sans mécanisme Trim set without mechanism	539.00	572.00
	101	Ensemble fixe complet Complete full dummy set	509.00	542.00
	144	Ensemble simple cylindre complet pour porte 1 3/4" Complete single cylinder set for 1 3/4" door	1006.00	1047.00
	160	Ensemble simple cylindre complet pour porte 2 1/4" Complete single cylinder set for 2 1/4" door	1046.00	1087.00
2827	100	Ensemble sans mécanisme Trim set without mechanism	539.00	572.00
	101	Ensemble fixe complet Complete full dummy set	509.00	542.00
	144	Ensemble simple cylindre complet pour porte 1 3/4" Complete single cylinder set for 1 3/4" door	1006.00	1047.00
	160	Ensemble simple cylindre complet pour porte 2 1/4" Complete single cylinder set for 2 1/4" door	1046.00	1087.00
2828	100	Ensemble sans mécanisme Trim set without mechanism	539.00	572.00
	101	Ensemble fixe complet Complete full dummy set	509.00	542.00
	144	Ensemble simple cylindre complet pour porte 1 3/4" Complete single cylinder set for 1 3/4" door	1006.00	1047.00
	160	Ensemble simple cylindre complet pour porte 2 1/4" Complete single cylinder set for 2 1/4" door	1046.00	1087.00

ENSEMBLES À CLENCHE | ENTRANCE HANDLE SETS

LAFORGE || SECTION 4

60

FINIS | FINISHES

FONCTION | FUNCTION

**007** Noir  
Black

**012** Étain  
Pewter

◀▶ Gauche/droite  
Left/right

#	F	DESCRIPTION	007	012
2829 ◀▶	100	Ensemble sans mécanisme Trim set without mechanism	\$539.00	\$572.00
	101	Ensemble fixe complet Complete full dummy set	509.00	542.00
	144	Ensemble simple cylindre complet pour porte 1 3/4" Complete single cylinder set for 1 3/4" door	1006.00	1047.00
	160	Ensemble simple cylindre complet pour porte 2 1/4" Complete single cylinder set for 2 1/4" door	1046.00	1087.00
2830	100	Ensemble sans mécanisme Trim set without mechanism	539.00	572.00
	101	Ensemble fixe complet Complete full dummy set	509.00	542.00
	144	Ensemble simple cylindre complet pour porte 1 3/4" Complete single cylinder set for 1 3/4" door	1006.00	1047.00
	160	Ensemble simple cylindre complet pour porte 2 1/4" Complete single cylinder set for 2 1/4" door	1046.00	1087.00
2831	100	Ensemble sans mécanisme Trim set without mechanism	539.00	572.00
	101	Ensemble fixe complet Complete full dummy set	509.00	542.00
	144	Ensemble simple cylindre complet pour porte 1 3/4" Complete single cylinder set for 1 3/4" door	1006.00	1047.00
	160	Ensemble simple cylindre complet pour porte 2 1/4" Complete single cylinder set for 2 1/4" door	1046.00	1087.00
2832 ◀▶	100	Ensemble sans mécanisme Trim set without mechanism	539.00	572.00
	101	Ensemble fixe complet Complete full dummy set	509.00	542.00
	144	Ensemble simple cylindre complet pour porte 1 3/4" Complete single cylinder set for 1 3/4" door	1006.00	1047.00
	160	Ensemble simple cylindre complet pour porte 2 1/4" Complete single cylinder set for 2 1/4" door	1046.00	1087.00

## ENSEMBLES À CLENCHE SUR PÊNE TUBULAIRE | TUBULAR ENTRANCE SETS

61

LAFORGE || SECTION 4

## FINIS | FINISHES

<b>007</b> Noir Black	<b>012</b> Étain Pewter
--------------------------	----------------------------

#	F	DESCRIPTION	007	012
2850	144	Ensemble simple cylindre complet pour porte 1 3/4" Complete single cylinder set for 1 3/4" door	\$510.00	\$510.00
	101	Ensemble fixe complet Complete full dummy set	430.00	430.00
2851	144	Ensemble simple cylindre complet pour porte 1 3/4" Complete single cylinder set for 1 3/4" door	510.00	510.00
	101	Ensemble fixe complet Complete full dummy set	430.00	430.00
2852	144	Ensemble simple cylindre complet pour porte 1 3/4" Complete single cylinder set for 1 3/4" door	558.00	558.00
	101	Ensemble fixe complet Complete full dummy set	480.00	480.00
2853	144	Ensemble simple cylindre complet pour porte 1 3/4" Complete single cylinder set for 1 3/4" door	558.00	558.00
	101	Ensemble fixe complet Complete full dummy set	480.00	480.00

## ENSEMBLES À CLENCHE SUR PÊNE TUBULAIRE | TUBULAR ENTRANCE SETS

62

LAFORGE || SECTION 4

#	F	DESCRIPTION	007	012
2854	144	Ensemble simple cylindre complet pour porte 1 3/4" Complete single cylinder set for 1 3/4" door	\$510.00	\$510.00
	101	Ensemble fixe complet assorti Complete full dummy set	430.00	430.00
2855	144	Ensemble simple cylindre complet pour porte 1 3/4" Complete single cylinder set for 1 3/4" door	510.00	510.00
	101	Ensemble fixe complet assorti Complete full dummy set	430.00	430.00
2856	144	Ensemble simple cylindre complet pour porte 1 3/4" Complete single cylinder set for 1 3/4" door	510.00	510.00
	101	Ensemble fixe complet assorti Complete full dummy set	430.00	430.00
2857	144	Ensemble simple cylindre complet pour porte 1 3/4" Complete single cylinder set for 1 3/4" door	510.00	510.00
	101	Ensemble fixe complet assorti Complete full dummy set	430.00	430.00



ENSEMBLES SUR PÊNE DORMANT OU MORTAISE | ENTRY TUBULAR OR MORTISE SETS

LAFORGE || SECTION 4

PÊNE TUBULAIRE OU MORTAISE / DEADBOLT OR MORTISE LOCK

63

FINIS | FINISHES

**007** Noir  
Black

**012** Étain  
Pewter

#	F	DESCRIPTION	007	012
4601	25	Ensemble simple cylindre sur pêne pour porte 1 3/4" Single cylinder deadbolt set for 1 3/4"	\$480.00	\$515.00
	08	Ensemble fixe complet assorti à fonction 25 Complete full dummy set to match 25 fonction	275.00	305.00
	144	Ensemble simple cylindre sur mortaise pour porte 1 3/4" Single cylinder mortise lock set for 1 3/4"	720.00	748.00
	101	Ensemble fixe complet assorti à fonction 144 Complete full dummy set to match 144 fonction	275.00	305.00
4602	25	Ensemble simple cylindre sur pêne pour porte 1 3/4" Single cylinder deadbolt set for 1 3/4"	480.00	515.00
	08	Ensemble fixe complet assorti à fonction 25 Complete full dummy set to match 25 fonction	275.00	305.00
	144	Ensemble simple cylindre sur mortaise pour porte 1 3/4" Single cylinder mortise lock set for 1 3/4"	720.00	748.00
	101	Ensemble fixe complet assorti à fonction 144 Complete full dummy set to match 144 fonction	275.00	305.00
4603	25	Ensemble simple cylindre sur pêne pour porte 1 3/4" Single cylinder deadbolt set for 1 3/4"	430.00	450.00
	08	Ensemble fixe complet assorti à fonction 25 Complete full dummy set to match 25 fonction	220.00	240.00
	144	Ensemble simple cylindre sur mortaise pour porte 1 3/4" Single cylinder mortise lock set for 1 3/4"	668.00	682.00
	101	Ensemble fixe complet assorti à fonction 144 Complete full dummy set to match 144 fonction	220.00	240.00
4604	25	Ensemble simple cylindre sur pêne pour porte 1 3/4" Single cylinder deadbolt set for 1 3/4"	430.00	450.00
	08	Ensemble fixe complet assorti à fonction 25 Complete full dummy set to match 25 fonction	220.00	240.00
	144	Ensemble simple cylindre sur mortaise pour porte 1 3/4" Single cylinder mortise lock set for 1 3/4"	668.00	682.00
	101	Ensemble fixe complet assorti à fonction 144 Complete full dummy set to match 144 fonction	220.00	240.00

## ENSEMBLES SUR PÊNE DORMANT OU MORTAISE | ENTRY TUBULAR OR MORTISE SETS

64

LAFORGE || SECTION 4

PÊNE TUBULAIRE OU MORTAISE / DEADBOLT OR MORTISE LOCK

FINIS | FINISHES

FONCTION | FUNCTION

007 Noir  
Black012 Étain  
Pewter◀▶ Gauche/droite  
Left/right

#	F	DESCRIPTION	007	012
4609 ◀▶	25	Ensemble simple cylindre sur pêne pour porte 1 3/4" Single cylinder deadbolt set for 1 3/4"	\$480.00	\$515.00
	08	Ensemble fixe complet assorti à fonction 25 Complete full dummy set to match 25 fonction	275.00	305.00
	144	Ensemble simple cylindre sur mortaise pour porte 1 3/4" Single cylinder mortise lock set for 1 3/4"	720.00	748.00
	101	Ensemble fixe complet assorti à fonction 144 Complete full dummy set to match 144 fonction	275.00	305.00
4611	25	Ensemble simple cylindre sur pêne pour porte 1 3/4" Single cylinder deadbolt set for 1 3/4"	480.00	515.00
	08	Ensemble fixe complet assorti à fonction 25 Complete full dummy set to match 25 fonction	275.00	305.00
	144	Ensemble simple cylindre sur mortaise pour porte 1 3/4" Single cylinder mortise lock set for 1 3/4"	720.00	748.00
	101	Ensemble fixe complet assorti à fonction 144 Complete full dummy set to match 144 fonction	275.00	305.00
4612	25	Ensemble simple cylindre sur pêne pour porte 1 3/4" Single cylinder deadbolt set for 1 3/4"	480.00	515.00
	08	Ensemble fixe complet assorti à fonction 25 Complete full dummy set to match 25 fonction	275.00	305.00
	144	Ensemble simple cylindre sur mortaise pour porte 1 3/4" Single cylinder mortise lock set for 1 3/4"	720.00	748.00
	101	Ensemble fixe complet assorti à fonction 144 Complete full dummy set to match 144 fonction	275.00	305.00
4613 ◀▶	25	Ensemble simple cylindre sur pêne pour porte 1 3/4" Single cylinder deadbolt set for 1 3/4"	480.00	515.00
	08	Ensemble fixe complet assorti à fonction 25 Complete full dummy set to match 25 fonction	275.00	305.00
	144	Ensemble simple cylindre sur mortaise pour porte 1 3/4" Single cylinder mortise lock set for 1 3/4"	720.00	748.00
	101	Ensemble fixe complet assorti à fonction 144 Complete full dummy set to match 144 fonction	275.00	305.00

LISTE DE PRIX | PRICE LIST

ENSEMBLES SUR PÊNE DORMANT OU MORTAISE | ENTRY TUBULAR OR MORTISE SETS

LAFORGE || SECTION 4

PÊNE TUBULAIRE OU MORTAISE / DEADBOLT OR MORTISE LOCK

65

FINIS | FINISHES

**007** Noir  
Black

**012** Étain  
Pewter

#	F	DESCRIPTION	007	012
4605	25	Ensemble simple cylindre sur pêne pour porte 1 3/4" Single cylinder deadbolt set for 1 3/4"	\$480.00	\$515.00
	08	Ensemble fixe complet assorti à fonction 25 Complete full dummy set to match 25 fonction	275.00	305.00
	144	Ensemble simple cylindre sur mortaise pour porte 1 3/4" Single cylinder mortise lock set for 1 3/4"	720.00	748.00
	101	Ensemble fixe complet assorti à fonction 144 Complete full dummy set to match 144 fonction	275.00	305.00
4606	25	Ensemble simple cylindre sur pêne pour porte 1 3/4" Single cylinder deadbolt set for 1 3/4"	480.00	515.00
	08	Ensemble fixe complet assorti à fonction 25 Complete full dummy set to match 25 fonction	275.00	305.00
	144	Ensemble simple cylindre sur mortaise pour porte 1 3/4" Single cylinder mortise lock set for 1 3/4"	720.00	748.00
	101	Ensemble fixe complet assorti à fonction 144 Complete full dummy set to match 144 fonction	275.00	305.00
4607	25	Ensemble simple cylindre sur pêne pour porte 1 3/4" Single cylinder deadbolt set for 1 3/4"	430.00	450.00
	08	Ensemble fixe complet assorti à fonction 25 Complete full dummy set to match 25 fonction	220.00	240.00
	144	Ensemble simple cylindre sur mortaise pour porte 1 3/4" Single cylinder mortise lock set for 1 3/4"	668.00	682.00
	101	Ensemble fixe complet assorti à fonction 144 Complete full dummy set to match 144 fonction	220.00	240.00
4608	25	Ensemble simple cylindre sur pêne pour porte 1 3/4" Single cylinder deadbolt set for 1 3/4"	430.00	450.00
	08	Ensemble fixe complet assorti à fonction 25 Complete full dummy set to match 25 fonction	220.00	240.00
	144	Ensemble simple cylindre sur mortaise pour porte 1 3/4" Single cylinder mortise lock set for 1 3/4"	668.00	682.00
	101	Ensemble fixe complet assorti à fonction 144 Complete full dummy set to match 144 fonction	220.00	240.00

LISTE DE PRIX | PRICE LIST

ENSEMBLES SUR PÊNE DORMANT OU MORTAISE | ENTRY TUBULAR OR MORTISE SETS

66

LAFORGE || SECTION 4

PÊNE TUBULAIRE OU MORTAISE / DEADBOLT OR MORTISE LOCK

FINIS | FINISHES

FONCTION | FUNCTION

007 Noir  
Black

012 Étain  
Pewter

◀▶ Gauche/droite  
Left/right

#	F	DESCRIPTION	007	012
4610 ◀▶	25	Ensemble simple cylindre sur pêne pour porte 1 3/4" Single cylinder deadbolt set for 1 3/4"	\$480.00	\$515.00
	08	Ensemble fixe complet assorti à fonction 25 Complete full dummy set to match 25 fonction	275.00	305.00
	144	Ensemble simple cylindre sur mortaise pour porte 1 3/4" Single cylinder mortise lock set for 1 3/4"	720.00	748.00
	101	Ensemble fixe complet assorti Complete full dummy set	275.00	305.00
4614	25	Ensemble simple cylindre sur pêne pour porte 1 3/4" Single cylinder deadbolt set for 1 3/4"	480.00	515.00
	08	Ensemble fixe complet assorti à fonction 25 Complete full dummy set to match 25 fonction	275.00	305.00
	144	Ensemble simple cylindre sur mortaise pour porte 1 3/4" Single cylinder mortise lock set for 1 3/4"	720.00	748.00
	101	Ensemble fixe complet assorti Complete full dummy set	275.00	305.00
4615	25	Ensemble simple cylindre sur pêne pour porte 1 3/4" Single cylinder deadbolt set for 1 3/4"	480.00	515.00
	08	Ensemble fixe complet assorti à fonction 25 Complete full dummy set to match 25 fonction	275.00	305.00
	144	Ensemble simple cylindre sur mortaise pour porte 1 3/4" Single cylinder mortise lock set for 1 3/4"	720.00	748.00
	101	Ensemble fixe complet assorti Complete full dummy set	275.00	305.00
4616 ◀▶	25	Ensemble simple cylindre sur pêne pour porte 1 3/4" Single cylinder deadbolt set for 1 3/4"	480.00	515.00
	08	Ensemble fixe complet assorti à fonction 25 Complete full dummy set to match 25 fonction	275.00	305.00
	144	Ensemble simple cylindre sur mortaise pour porte 1 3/4" Single cylinder mortise lock set for 1 3/4"	720.00	748.00
	101	Ensemble fixe complet assorti Complete full dummy set	275.00	305.00



ENSEMBLES POUR SYSTÈME MULTIPOINT | MULTIPOINT SYSTEM SETS

67

LAFORGE || SECTION 4

FINIS | FINISHES

007 Noir Black | 012 Étain Pewter

#	F	DESCRIPTION	007	012
2703	08	Ensemble fixe complet Complete full dummy set	\$168.00	\$180.00
	32	Ensemble patio avec bouton intérieur sans mécanisme Patio trim set with inside turn piece w/o mechanism	206.00	218.00
	35	Ensemble simple cylindre Américain sans mécanisme Lever high / American cylinder trim set w/o mechanism	244.00	258.00
	35R	Ensemble simple cylindre Américain sans mécanisme / Inversé Lever low / American cylinder trim set w/o mechanism	264.00	278.00
	92	Ensemble cylindre Euro / 92 mm c.c. sans mécanisme Lever high / Profile cylinder trim set / 92 mm c.c. w/o mechanism	168.00	180.00
2704	08	Ensemble fixe complet Complete full dummy set	168.00	180.00
	32	Ensemble patio avec bouton intérieur sans mécanisme Patio trim set with inside turn piece w/o mechanism	206.00	218.00
	35	Ensemble simple cylindre Américain sans mécanisme Lever high / American cylinder trim set w/o mechanism	244.00	258.00
	35R	Ensemble simple cylindre Américain sans mécanisme / Inversé Lever low / American cylinder trim set w/o mechanism	264.00	278.00
	92	Ensemble cylindre Euro / 92 mm c.c. sans mécanisme Lever high / Profile cylinder trim set / 92 mm c.c. w/o mechanism	168.00	180.00
2709	08	Ensemble fixe complet Complete full dummy set	174.00	190.00
	32	Ensemble patio avec bouton intérieur sans mécanisme Patio trim set with inside turn piece w/o mechanism	212.00	230.00
	35	Ensemble simple cylindre Américain sans mécanisme Lever high / American cylinder trim set w/o mechanism	250.00	268.00
	35R	Ensemble simple cylindre Américain sans mécanisme / Inversé Lever low / American cylinder trim set w/o mechanism	270.00	288.00
	92	Ensemble cylindre Euro / 92 mm c.c. sans mécanisme Lever high / Profile cylinder trim set / 92 mm c.c. w/o mechanism	174.00	190.00
2711	08	Ensemble fixe complet Complete full dummy set	234.00	250.00
	32	Ensemble patio avec bouton intérieur sans mécanisme Patio trim set with inside turn piece w/o mechanism	272.00	290.00
	35	Ensemble simple cylindre Américain sans mécanisme Lever high / American cylinder trim set w/o mechanism	310.00	328.00
	35R	Ensemble simple cylindre Américain sans mécanisme / Inversé Lever low / American cylinder trim set w/o mechanism	330.00	348.00
	92	Ensemble cylindre Euro / 92 mm c.c. sans mécanisme Lever high / Profile cylinder trim set / 92 mm c.c. w/o mechanism	234.00	250.00
2712	08	Ensemble fixe complet Complete full dummy set	174.00	190.00
	32	Ensemble patio avec bouton intérieur sans mécanisme Patio trim set with inside turn piece w/o mechanism	212.00	230.00
	35	Ensemble simple cylindre Américain sans mécanisme Lever high / American cylinder trim set w/o mechanism	250.00	268.00
	35R	Ensemble simple cylindre Américain sans mécanisme / Inversé Lever low / American cylinder trim set w/o mechanism	270.00	288.00
	92	Ensemble cylindre Euro / 92 mm c.c. sans mécanisme Lever high / Profile cylinder trim set / 92 mm c.c. w/o mechanism	174.00	190.00

ENSEMBLES POUR SYSTÈME MULTIPOINT | MULTIPOINT SYSTEM SETS

68A

LAFORGE || SECTION 4

FINIS | FINISHES

007 Noir  
Black

012 Étain  
Pewter

#	F	DESCRIPTION	007	012
2707	08	Ensemble fixe complet Complete full dummy set	\$168.00	\$180.00
	32	Ensemble patio avec bouton intérieur sans mécanisme Patio trim set with inside turn piece w/o mechanism	206.00	218.00
	35	Ensemble simple cylindre Américain sans mécanisme Lever high / American cylinder trim set w/o mechanism	244.00	258.00
	35R	Ensemble simple cylindre Américain sans mécanisme / Inversé Lever low / American cylinder trim set w/o mechanism	264.00	278.00
	92	Ensemble cylindre Euro / 92 mm c.c. sans mécanisme Lever high / Profile cylinder trim set / 92mm c.c. w/o mechanism	168.00	180.00
2708	08	Ensemble fixe complet Complete full dummy set	168.00	180.00
	32	Ensemble patio avec bouton intérieur sans mécanisme Patio trim set with inside turn piece w/o mechanism	206.00	218.00
	35	Ensemble simple cylindre Américain sans mécanisme Lever high / American cylinder trim set w/o mechanism	244.00	258.00
	35R	Ensemble simple cylindre Américain sans mécanisme / Inversé Lever low / American cylinder trim set w/o mechanism	264.00	278.00
	92	Ensemble cylindre Euro / 92 mm c.c. sans mécanisme Lever high / Profile cylinder trim set / 92mm c.c. w/o mechanism	168.00	180.00
2710	08	Ensemble fixe complet Complete full dummy set	174.00	190.00
	32	Ensemble patio avec bouton intérieur sans mécanisme Patio trim set with inside turn piece w/o mechanism	212.00	230.00
	35	Ensemble simple cylindre Américain sans mécanisme Lever high / American cylinder trim set w/o mechanism	250.00	268.00
	35R	Ensemble simple cylindre Américain sans mécanisme / Inversé Lever low / American cylinder trim set w/o mechanism	270.00	288.00
	92	Ensemble cylindre Euro / 92 mm c.c. sans mécanisme Lever high / Profile cylinder trim set / 92mm c.c. w/o mechanism	174.00	190.00
2714	08	Ensemble fixe complet Complete full dummy set	234.00	250.00
	32	Ensemble patio avec bouton intérieur sans mécanisme Patio trim set with inside turn piece w/o mechanism	272.00	290.00
	35	Ensemble simple cylindre Américain sans mécanisme Lever high / American cylinder trim set w/o mechanism	310.00	328.00
	35R	Ensemble simple cylindre Américain sans mécanisme / Inversé Lever low / American cylinder trim set w/o mechanism	330.00	348.00
	92	Ensemble cylindre Euro / 92 mm c.c. sans mécanisme Lever high / Profile cylinder trim set / 92mm c.c. w/o mechanism	234.00	250.00
2715	08	Ensemble fixe complet Complete full dummy set	174.00	190.00
	32	Ensemble patio avec bouton intérieur sans mécanisme Patio trim set with inside turn piece w/o mechanism	212.00	230.00
	35	Ensemble simple cylindre Américain sans mécanisme Lever high / American cylinder trim set w/o mechanism	250.00	268.00
	35R	Ensemble simple cylindre Américain sans mécanisme / Inversé Lever low / American cylinder trim set w/o mechanism	270.00	288.00
	92	Ensemble cylindre Euro / 92 mm c.c. sans mécanisme Lever high / Profile cylinder trim set / 92mm c.c. w/o mechanism	174.00	190.00



LISTE DE PRIX | PRICE LIST

ENSEMBLES POUR SYSTÈME MULTIPOINT | MULTIPOINT SYSTEM SETS

LAFORGE || SECTION 4

68B

FINIS | FINISHES

**007** Noir  
Black      **012** Étain  
Pewter

#	F	DESCRIPTION	007	012
2705	08	Ensemble fixe complet Complete full dummy set	\$168.00	\$180.00
	32	Ensemble patio avec bouton intérieur sans mécanisme Patio trim set with inside turn piece w/o mechanism	206.00	218.00
	35	Ensemble simple cylindre Américain sans mécanisme Lever high / American cylinder trim set w/o mechanism	244.00	258.00
	35R	Ensemble simple cylindre Américain sans mécanisme / Inversé Lever low / American cylinder trim set w/o mechanism	264.00	278.00
	92	Ensemble cylindre Euro / 92 mm c.c. sans mécanisme Lever high / Profile cylinder trim set / 92 mm c.c. w/o mechanism	168.00	180.00
2706	08	Ensemble fixe complet Complete full dummy set	234.00	250.00
	32	Ensemble patio avec bouton intérieur sans mécanisme Patio trim set with inside turn piece w/o mechanism	272.00	290.00
	35	Ensemble simple cylindre Américain sans mécanisme Lever high / American cylinder trim set w/o mechanism	310.00	328.00
	35R	Ensemble simple cylindre Américain sans mécanisme / Inversé Lever low / American cylinder trim set w/o mechanism	330.00	348.00
	92	Ensemble cylindre Euro / 92 mm c.c. sans mécanisme Lever high / Profile cylinder trim set / 92 mm c.c. w/o mechanism	234.00	250.00
2713	08	Ensemble fixe complet Complete full dummy set	168.00	180.00
	32	Ensemble patio avec bouton intérieur sans mécanisme Patio trim set with inside turn piece w/o mechanism	206.00	218.00
	35	Ensemble simple cylindre Américain sans mécanisme Lever high / American cylinder trim set w/o mechanism	244.00	258.00
	35R	Ensemble simple cylindre Américain sans mécanisme / Inversé Lever low / American cylinder trim set w/o mechanism	264.00	278.00
	92	Ensemble cylindre Euro / 92 mm c.c. sans mécanisme Lever high / Profile cylinder trim set / 92 mm c.c. w/o mechanism	168.00	180.00
2716	08	Ensemble fixe complet Complete full dummy set	234.00	250.00
	32	Ensemble patio avec bouton intérieur sans mécanisme Patio trim set with inside turn piece w/o mechanism	272.00	290.00
	35	Ensemble simple cylindre Américain sans mécanisme Lever high / American cylinder trim set w/o mechanism	310.00	328.00
	35R	Ensemble simple cylindre Américain sans mécanisme / Inversé Lever low / American cylinder trim set w/o mechanism	330.00	348.00
	92	Ensemble cylindre Euro / 92 mm c.c. sans mécanisme Lever high / Profile cylinder trim set / 92 mm c.c. w/o mechanism	234.00	250.00

## ENSEMBLES À CLENCHE | ENTRANCE HANDLE SETS

LAFORGE || SECTION 4

69A

## FINIS | FINISHES

<b>007</b> Noir Black	<b>012</b> Étain Pewter
--------------------------	----------------------------

#	F	DESCRIPTION	007	012
4701	51	Ensemble passage complet Complete passage set	\$185.00	\$196.00
	53	Ensemble privé complet Complete privacy set	196.00	207.00
	08	Ensemble fixe complet Complete full dummy set	152.00	162.00
	09	Ensemble simple fixe complet Complete single dummy set	77.00	82.00
4702	51	Ensemble passage complet Complete passage set	185.00	196.00
	53	Ensemble privé complet Complete privacy set	196.00	207.00
	08	Ensemble fixe complet Complete full dummy set	152.00	162.00
	09	Ensemble simple fixe complet Complete single dummy set	77.00	82.00
4703	51	Ensemble passage complet Complete passage set	162.00	174.00
	53	Ensemble privé complet Complete privacy set	174.00	185.00
	08	Ensemble fixe complet Complete full dummy set	130.00	141.00
	09	Ensemble simple fixe complet Complete single dummy set	66.00	71.00
4704	51	Ensemble passage complet Complete passage set	162.00	174.00
	53	Ensemble privé complet Complete privacy set	174.00	185.00
	08	Ensemble fixe complet Complete full dummy set	130.00	141.00
	09	Ensemble simple fixe complet Complete single dummy set	66.00	71.00
4709	51	Ensemble passage complet Complete passage set	174.00	185.00
	53	Ensemble privé complet Complete privacy set	185.00	196.00
	08	Ensemble fixe complet Complete full dummy set	141.00	152.00
	09	Ensemble simple fixe complet Complete single dummy set	71.00	77.00



69B →

## ENSEMBLES SUR ROSACE | ROSETTE SETS

LAFORGE || SECTION 4

69B

## FINIS | FINISHES

<b>007</b> Noir Black	<b>012</b> Étain Pewter
--------------------------	----------------------------

#	F	DESCRIPTION	007	012
4716	51	Ensemble passage complet Complete passage set	\$196.00	\$218.00
	53	Ensemble privé complet Complete privacy set	218.00	229.00
	08	Ensemble fixe complet Complete full dummy set	168.00	188.00
	09	Ensemble simple fixe complet Complete single dummy set	88.00	96.00

## ENSEMBLES SUR ROSACE | ROSETTE SETS

LAFORGE || SECTION 4

70A

#	F	DESCRIPTION	007	012
4705	51	Ensemble passage complet Complete passage set	\$185.00	\$196.00
	53	Ensemble privé complet Complete privacy set	196.00	207.00
	08	Ensemble fixe complet Complete full dummy set	152.00	162.00
	09	Ensemble simple fixe complet Complete single dummy set	77.00	82.00
4706	51	Ensemble passage complet Complete passage set	185.00	196.00
	53	Ensemble privé complet Complete privacy set	196.00	207.00
	08	Ensemble fixe complet Complete full dummy set	152.00	162.00
	09	Ensemble simple fixe complet Complete single dummy set	77.00	82.00
4707	51	Ensemble passage complet Complete passage set	162.00	174.00
	53	Ensemble privé complet Complete privacy set	174.00	185.00
	08	Ensemble fixe complet Complete full dummy set	130.00	141.00
	09	Ensemble simple fixe complet Complete single dummy set	66.00	71.00

70B

## ENSEMBLES SUR ROSACE | ROSETTE SETS

70B

LAFORGE || SECTION 4

## FINIS | FINISHES

<b>007</b> Noir Black	<b>012</b> Étain Pewter
--------------------------	----------------------------

#	F	DESCRIPTION	007	012
4708	51	Ensemble passage complet Complete passage set	\$162.00	\$174.00
	53	Ensemble privé complet Complete privacy set	174.00	185.00
	08	Ensemble fixe complet Complete full dummy set	130.00	141.00
	09	Ensemble simple fixe complet Complete single dummy set	66.00	71.00
4717	51	Ensemble passage complet Complete passage set	174.00	185.00
	53	Ensemble privé complet Complete privacy set	185.00	196.00
	08	Ensemble fixe complet Complete full dummy set	141.00	152.00
	09	Ensemble simple fixe complet Complete single dummy set	71.00	77.00
4718	51	Ensemble passage complet Complete passage set	174.00	185.00
	53	Ensemble privé complet Complete privacy set	185.00	196.00
	08	Ensemble fixe complet Complete full dummy set	141.00	152.00
	09	Ensemble simple fixe complet Complete single dummy set	71.00	77.00

## ENSEMBLES SUR ROSACE | ROSETTE SETS

71A

LAFORGE || SECTION 4

#	F	DESCRIPTION	007	012
4710	51	Ensemble passage complet Complete passage set	\$174.00	\$185.00
	53	Ensemble privé complet Complete privacy set	185.00	196.00
	08	Ensemble fixe complet Complete full dummy set	141.00	152.00
	09	Ensemble simple fixe complet Complete single dummy set	71.00	77.00

## ENSEMBLES SUR ROSACE | ROSETTE SETS

LAFORGE || SECTION 4

71B

## FINIS | FINISHES

<b>007</b> Noir Black	<b>012</b> Étain Pewter
--------------------------	----------------------------

#	F	DESCRIPTION	007	012
4711	51	Ensemble passage complet Complete passage set	\$185.00	\$196.00
	53	Ensemble privé complet Complete privacy set	196.00	207.00
	08	Ensemble fixe complet Complete full dummy set	152.00	162.00
	09	Ensemble simple fixe complet Complete single dummy set	77.00	82.00
4712	51	Ensemble passage complet Complete passage set	185.00	196.00
	53	Ensemble privé complet Complete privacy set	196.00	207.00
	08	Ensemble fixe complet Complete full dummy set	152.00	162.00
	09	Ensemble simple fixe complet Complete single dummy set	77.00	82.00
4719	51	Ensemble passage complet Complete passage set	196.00	218.00
	53	Ensemble privé complet Complete privacy set	218.00	229.00
	08	Ensemble fixe complet Complete full dummy set	168.00	188.00
	09	Ensemble simple fixe complet Complete single dummy set	88.00	96.00
4720	51	Ensemble passage complet Complete passage set	174.00	185.00
	53	Ensemble privé complet Complete privacy set	185.00	196.00
	08	Ensemble fixe complet Complete full dummy set	141.00	152.00
	09	Ensemble simple fixe complet Complete single dummy set	71.00	77.00
4721	51	Ensemble passage complet Complete passage set	174.00	185.00
	53	Ensemble privé complet Complete privacy set	185.00	196.00
	08	Ensemble fixe complet Complete full dummy set	141.00	152.00
	09	Ensemble simple fixe complet Complete single dummy set	71.00	77.00

## ENSEMBLES SUR ROSACE | ROSETTE SETS

LAFORGE || SECTION 4

72A

## FINIS | FINISHES

<b>007</b> Noir Black	<b>012</b> Étain Pewter
--------------------------	----------------------------

#	F	DESCRIPTION	007	012
4713	51	Ensemble passage complet Complete passage set	\$162.00	\$174.00
	53	Ensemble privé complet Complete privacy set	174.00	185.00
	08	Ensemble fixe complet Complete full dummy set	130.00	141.00
	09	Ensemble simple fixe complet Complete single dummy set	66.00	71.00
4714	51	Ensemble passage complet Complete passage set	162.00	174.00
	53	Ensemble privé complet Complete privacy set	174.00	185.00
	08	Ensemble fixe complet Complete full dummy set	130.00	141.00
	09	Ensemble simple fixe complet Complete single dummy set	66.00	71.00
4715	51	Ensemble passage complet Complete passage set	174.00	185.00
	53	Ensemble privé complet Complete privacy set	185.00	196.00
	08	Ensemble fixe complet Complete full dummy set	141.00	152.00
	09	Ensemble simple fixe complet Complete single dummy set	71.00	77.00
4722	51	Ensemble passage complet Complete passage set	196.00	218.00
	53	Ensemble privé complet Complete privacy set	218.00	229.00
	08	Ensemble fixe complet Complete full dummy set	168.00	188.00
	09	Ensemble simple fixe complet Complete single dummy set	88.00	96.00

ENSEMBLES SUR ROSACE | ROSETTE SETS

LAFORGE || SECTION 4

72B

FINIS | FINISHES

**007** Noir  
Black      **012** Étain  
Pewter

#	F	DESCRIPTION	007	012
4723	51	Ensemble passage complet Complete passage set	\$174.00	\$185.00
	53	Ensemble privé complet Complete privacy set	185.00	196.00
	08	Ensemble fixe complet Complete full dummy set	141.00	152.00
	09	Ensemble simple fixe complet Complete single dummy set	71.00	77.00
4724	51	Ensemble passage complet Complete passage set	174.00	185.00
	53	Ensemble privé complet Complete privacy set	185.00	196.00
	08	Ensemble fixe complet Complete full dummy set	141.00	152.00
	09	Ensemble simple fixe complet Complete single dummy set	71.00	77.00

## ENSEMBLES À CLENCHE | ENTRANCE HANDLE SETS

LAFORGE || SECTION 4

## FINIS | FINISHES

<b>007</b> Noir Black	<b>012</b> Étain Pewter
--------------------------	----------------------------

#	F	DESCRIPTION	007	012
4501	51	Ensemble passage complet Complete passage set	\$264.00	\$275.00
	53	Ensemble privé complet Complete privacy set	297.00	308.00
	08	Ensemble fixe complet Complete full dummy set	230.00	242.00
	09	Ensemble simple fixe complet Complete single dummy set	115.00	121.00
4502	51	Ensemble passage complet Complete passage set	264.00	275.00
	53	Ensemble privé complet Complete privacy set	297.00	308.00
	08	Ensemble fixe complet Complete full dummy set	230.00	242.00
	09	Ensemble simple fixe complet Complete single dummy set	115.00	121.00
4503	51	Ensemble passage complet Complete passage set	209.00	220.00
	53	Ensemble privé complet Complete privacy set	242.00	253.00
	08	Ensemble fixe complet Complete full dummy set	176.00	187.00
	09	Ensemble simple fixe complet Complete single dummy set	88.00	93.00
4504	51	Ensemble passage complet Complete passage set	209.00	220.00
	53	Ensemble privé complet Complete privacy set	242.00	253.00
	08	Ensemble fixe complet Complete full dummy set	176.00	187.00
	09	Ensemble simple fixe complet Complete single dummy set	88.00	93.00

## ENSEMBLES INTÉRIEURS SUR PLAQUE | INTERIOR ESCUTCHEON SETS

74

LAFORGE || SECTION 4

## FINIS | FINISHES

<b>007</b> Noir Black	<b>012</b> Étain Pewter
--------------------------	----------------------------

#	F	DESCRIPTION	007	012
4509	51	Ensemble passage complet Complete passage set	\$253.00	\$264.00
	53	Ensemble privé complet Complete privacy set	286.00	297.00
	08	Ensemble fixe complet Complete full dummy set	220.00	231.00
	09	Ensemble simple fixe complet Complete single dummy set	110.00	116.00
4511	51	Ensemble passage complet Complete passage set	286.00	297.00
	53	Ensemble privé complet Complete privacy set	319.00	330.00
	08	Ensemble fixe complet Complete full dummy set	253.00	264.00
	09	Ensemble simple fixe complet Complete single dummy set	127.00	132.00
4512	51	Ensemble passage complet Complete passage set	253.00	264.00
	53	Ensemble privé complet Complete privacy set	286.00	297.00
	08	Ensemble fixe complet Complete full dummy set	220.00	231.00
	09	Ensemble simple fixe complet Complete single dummy set	110.00	116.00
4513	51	Ensemble passage complet Complete passage set	253.00	264.00
	53	Ensemble privé complet Complete privacy set	286.00	297.00
	08	Ensemble fixe complet Complete full dummy set	220.00	231.00
	09	Ensemble simple fixe complet Complete single dummy set	110.00	116.00

## ENSEMBLES INTÉRIEURS SUR PLAQUE | INTERIOR ESCUTCHEON SETS

75

LAFORGE || SECTION 4

## FINIS | FINISHES

<b>007</b> Noir Black	<b>012</b> Étain Pewter
--------------------------	----------------------------

#	F	DESCRIPTION	007	012
4505	51	Ensemble passage complet Complete passage set	\$264.00	\$275.00
	53	Ensemble privé complet Complete privacy set	297.00	308.00
	08	Ensemble fixe complet Complete full dummy set	230.00	242.00
	09	Ensemble simple fixe complet Complete single dummy set	115.00	121.00
4506	51	Ensemble passage complet Complete passage set	264.00	275.00
	53	Ensemble privé complet Complete privacy set	297.00	308.00
	08	Ensemble fixe complet Complete full dummy set	230.00	242.00
	09	Ensemble simple fixe complet Complete single dummy set	115.00	121.00
4507	51	Ensemble passage complet Complete passage set	209.00	220.00
	53	Ensemble privé complet Complete privacy set	242.00	253.00
	08	Ensemble fixe complet Complete full dummy set	176.00	187.00
	09	Ensemble simple fixe complet Complete single dummy set	88.00	93.00
4508	51	Ensemble passage complet Complete passage set	209.00	220.00
	53	Ensemble privé complet Complete privacy set	242.00	253.00
	08	Ensemble fixe complet Complete full dummy set	176.00	187.00
	09	Ensemble simple fixe complet Complete single dummy set	88.00	93.00

## ENSEMBLES INTÉRIEURS SUR PLAQUE | INTERIOR ESCUTCHEON SETS

76

LAFORGE || SECTION 4

## FINIS | FINISHES

<b>007</b> Noir Black	<b>012</b> Étain Pewter
--------------------------	----------------------------

#	F	DESCRIPTION	007	012
4510	51	Ensemble passage complet Complete passage set	\$253.00	\$264.00
	53	Ensemble privé complet Complete privacy set	286.00	297.00
	08	Ensemble fixe complet Complete full dummy set	220.00	231.00
	09	Ensemble simple fixe complet Complete single dummy set	110.00	116.00
4514	51	Ensemble passage complet Complete passage set	286.00	297.00
	53	Ensemble privé complet Complete privacy set	319.00	330.00
	08	Ensemble fixe complet Complete full dummy set	253.00	264.00
	09	Ensemble simple fixe complet Complete single dummy set	127.00	132.00
4515	51	Ensemble passage complet Complete passage set	253.00	264.00
	53	Ensemble privé complet Complete privacy set	286.00	297.00
	08	Ensemble fixe complet Complete full dummy set	220.00	231.00
	09	Ensemble simple fixe complet Complete single dummy set	110.00	116.00
4516	51	Ensemble passage complet Complete passage set	253.00	264.00
	53	Ensemble privé complet Complete privacy set	286.00	297.00
	08	Ensemble fixe complet Complete full dummy set	220.00	231.00
	09	Ensemble simple fixe complet Complete single dummy set	110.00	116.00

## PÊNES DORMANTS | DEADBOLTS

LAFORGE || SECTION 4

77

## FINIS | FINISHES

<b>007</b> Noir Black	<b>012</b> Étain Pewter
--------------------------	----------------------------

#	DESCRIPTION	007	012
8321	Simple cylindre Single cylinder	\$189.00	\$203.00
8322	Double cylindre Double cylinder	200.00	214.00
8331	Simple cylindre Single cylinder	189.00	203.00
8332	Double cylindre Double cylinder	200.00	214.00

## COMPOSANTES | COMPONENTS || LAFORGE

## LAFORGE || SECTION 4

<b>FINIS</b>   <b>FINISHES</b>	<b>007</b> Noir Black	<b>012</b> Étain Pewter
--------------------------------	--------------------------	----------------------------

## FONCTIONS | FUNCTIONS

<b>P</b> Projection	<b>Ø</b> Diamètre Diameter	<b>◀▶</b> Gauche/droite Left/right
---------------------	-------------------------------	---------------------------------------

<b>13</b>	Plaque intérieure avec bouton pour serrure américaine	<b>13</b>	Entrance escutcheon with turnpiece – interior
<b>15</b>	Plaque extérieure et poucier pour serrure américaine	<b>15</b>	Entrance escutcheon (cut for mortise cyl.) with thumb piece – exterior
<b>16</b>	Plaque percement cylindre pour mortaise américaine – extérieur et intérieur	<b>16</b>	Entrance escutcheon (cut for mortise cyl.) exterior or interior
<b>21</b>	Plaque passage style Européen	<b>21</b>	Passage escutcheon for Euro style trims
<b>21T</b>	Plaque passage (tubulaire)	<b>21T</b>	Passage escutcheon (tubular)
<b>23</b>	Plaque privée avec bouton (tubulaire) – intérieur	<b>23</b>	Escutcheon with knob (tubular) – interior
<b>23P</b>	Plaque condamnation pour serrure multipoint- fonction 32, 35 et 35R	<b>23P</b>	Privacy escutcheon for multipoint lock - for function 32, 35 and 35R
<b>24</b>	Plaque décondamnation / condamnation	<b>24</b>	Privacy / Emergency escutcheon
<b>26</b>	Plaque cylindre US (tubulaire) - extérieur	<b>26</b>	Entrance escutcheon (cut for tubular US cyl.) - exterior
<b>26P</b>	Plaque cylindre US pour serrure multipoint - fonction 35	<b>26P</b>	US cylinder escutcheon for multipoint lock - function 35
<b>36</b>	Plaque cylindre US pour serrure multipoint - fonction 35R	<b>36</b>	US cylinder escutcheon for multipoint lock - function 35R
<b>92</b>	Plaque cylindre Euro 92mm c.c. – pour serrure multipoint	<b>92</b>	Euro profile cylinder escutcheon 92mm c.c. – multipoint lock

#	F	L x L   L x W	P	007	012
PLAQUES   ESCUTCHEONS					
1250	13	9 1/4 x 2 1/2"	1/4"	\$110.00	\$115.00
1250	15	9 1/4 x 2 1/2"	1/4"	136.00	164.00
1250	16 / 26	9 1/4 x 2 1/2"	1/4"	105.00	110.00
1250	21	9 1/4 x 2 1/2"	1/4"	46.00	50.00
1250	21T / 24 ◀▶	9 1/4 x 2 1/2"	1/4"	55.00	60.00
1250	23	9 1/4 x 2 1/2"	1/4"	110.00	115.00
1251	13	9 1/4 x 2 1/2"	1/4"	110.00	115.00
1251	15	9 1/4 x 2 1/2"	1/4"	136.00	164.00
1251	16 / 26	9 1/4 x 2 1/2"	1/4"	105.00	110.00
1251	21	9 1/4 x 2 1/2"	1/4"	46.00	50.00
1251	21T / 24 ◀▶	9 1/4 x 2 1/2"	1/4"	55.00	60.00
1251	23	9 1/4 x 2 1/2"	1/4"	110.00	115.00
1252	21	9 3/4 x 1 5/8"	1/4"	50.00	55.00
1252	23P / 26P	9 3/4 x 1 5/8"	1/4"	90.00	95.00
1252	36	9 3/4 x 1 5/8"	1/4"	138.00	138.00
1252	92	9 3/4 x 1 5/8"	1/4"	72.00	75.00
1253	21	9 3/4 x 1 5/8"	1/4"	50.00	55.00
1253	23P / 26P	9 3/4 x 1 5/8"	1/4"	90.00	95.00
1253	36	9 3/4 x 1 5/8"	1/4"	138.00	138.00
1253	92	9 3/4 x 1 5/8"	1/4"	70.00	75.00
1130	15	18 x 7"	1/4"	245.00	285.00
1131	15	18 x 7"	1/4"	245.00	285.00

\*Pour certains modèles disponibles de Plaques de poussée voir pp 109 et 110 / For Push plates available models, see pages 109 and 110

4B

## COMPOSANTES | COMPONENTS || LAFORGE

## LAFORGE || SECTION 4

FINIS | FINISHES    **007** Noir  
Black    **012** Étain  
Pewter

## FONCTIONS | FUNCTIONS

◀▶ Gauche/droite  
Left/right    **P** Projection    **Φ** Diamètre  
Diameter

#	CARRÉ SQUARE	F	L × L   L × W	<b>P</b>	<b>007</b>	<b>012</b>
---	-----------------	---	---------------	----------	------------	------------

## BÈQUILLES ET BOUTONS | LEVERS AND KNOBS

1051-11	7 mm	-	4 1/2 × 5/8"	2 1/2"	\$42.00	\$46.00
1051-18	8 mm	-	4 1/2 × 5/8"	2 1/2"	46.00	49.00
1052-11	7 mm	-	4 3/8 × 5/8"	2 5/8"	42.00	46.00
1052-18	8 mm	-	4 3/8 × 5/8"	2 5/8"	46.00	49.00
1053-11	7 mm	◀▶	5 × 1 1/4"	2 1/2"	54.00	62.00
1053-18	8 mm	◀▶	5 × 1 1/4"	2 1/2"	56.00	66.00
1054-11	7 mm	-	4 3/4 × 1 1/4"	2 1/2"	84.00	96.00
1054-18	8 mm	-	4 3/4 × 1 1/8"	2 1/2"	84.00	96.00
1055-11	7 mm	-	4 5/8 × 5/8"	2"	54.00	60.00
1055-18	8 mm	-	4 5/8 × 5/8"	2"	61.00	66.00
1056-11	7 mm	◀▶	4 × 1 5/8"	1 3/4"	58.00	66.00
4035-18M*	8 mm	-	4 3/4 × 7/8"	2 1/4"	49.00	56.00
4100-18M*	8 mm	◀▶	4 3/8 × 1 1/2"	2 1/4"	96.00	102.00
1675-16	7 mm	-	2 1/2 × 1 1/2"	2 1/2"	72.00	76.00
1676-15	7 mm	-	<b>Φ</b> 2 1/4"	2 5/8"	72.00	76.00

## POIGNÉES À TIRER | PULLS

3351-151	-	-	7 3/8 × 3/4"	2 3/4"	222.00	258.00
3352-151	-	-	6 3/4 × 7/8"	2 1/2"	158.00	184.00
3353-151	-	-	6 3/4 × 1 1/8"	2 1/2"	222.00	258.00
3354-151	-	-	7 3/8 × 7/8"	2 3/4"	222.00	258.00

\*18M: *Embase de 16mm pour la collection LaForge Multipoint*  
*16mm Base for Multipoint LaForge collection*



COMPOSANTES | COMPONENTS || LAFORGE

LAFORGE || SECTION 4

FINIS | FINISHES

**007** Noir  
Black

**012** Étain  
Pewter

**F** FONCTIONS | **F** FUNCTIONS

**Φ** Diamètre  
Diameter

**P** Projection

<b>19</b>	Rosace extérieure pour ensemble à clenche	<b>19</b>	Exterior rosette for entrance handle set
<b>31</b>	Rosace passage	<b>31</b>	Passage rosette
<b>33</b>	Rosace avec bouton de condamnation pour serrure morte (tubulaire)	<b>33</b>	Rosette with turn knob for deadbolt (tubular)
<b>34</b>	Rosace de condamnation / décondamnation	<b>34</b>	Privacy / Emergency rosette
<b>36</b>	Rosace cylindre US (tubulaire)	<b>36</b>	Rosette for deadbolt cylinder (tubular)

#	F	L x L   L x W	P	007	012
ROSACES   ROSETTES					
1475	19	3 5/8 x 2 1/2"	1/4"	\$26.00	\$30.00
1475	31	3 5/8 x 2 1/2"	1/4"	24.00	26.00
1475	33	3 5/8 x 2 1/2"	1/4"	65.00	75.00
1475	34	3 5/8 x 2 1/2"	1/4"	28.00	32.00
1475	36	3 5/8 x 2 1/2"	1/4"	35.00	40.00
1476	19	3 5/8 x 2 1/2"	1/4"	26.00	30.00
1476	31	3 5/8 x 2 1/2"	1/4"	24.00	26.00
1476	33	3 5/8 x 2 1/2"	1/4"	65.00	75.00
1476	34	3 5/8 x 2 1/2"	1/4"	28.00	32.00
1476	36	3 5/8 x 2 1/2"	1/4"	35.00	40.00
1477	31	<b>Φ</b> 2 3/4"	1/4"	24.00	26.00
1477	34	<b>Φ</b> 2 3/4"	1/4"	28.00	32.00

IRON AGE

COLLECTIONS || SECTION 5

FINIS | FINISHES

FONCTION | FUNCTION

<b>022</b> Étain martelé Hammered pewter	<b>023</b> Laiton antique martelé Hammered antique brass	<b>027</b> Noir martelé Hammered black	<b>029</b> Rouille martelé Hammered rust	◀▶ Gauche/droite Left/right
---------------------------------------------	-------------------------------------------------------------	-------------------------------------------	---------------------------------------------	--------------------------------

#	F	DESCRIPTION	022	023	027	029
2571 ◀▶	100	Ensemble sans mécanisme Trim set without mechanism	\$750.00	\$873.00	\$655.00	\$750.00
	101	Ensemble fixe complet Complete full dummy set	720.00	843.00	625.00	720.00
	144	Ensemble simple cylindre complet pour porte 1 3/4" Complete single cylinder set for 1 3/4" door	1225.00	1373.00	1122.00	1225.00
	160	Ensemble simple cylindre complet pour porte 2 1/4" Complete single cylinder set for 2 1/4" door	1265.00	1398.00	1162.00	1265.00
2572	100	Ensemble sans mécanisme Trim set without mechanism	766.00	-	662.00	-
	101	Ensemble fixe complet Complete full dummy set	736.00	-	632.00	-
	144	Ensemble simple cylindre complet pour porte 1 3/4" Complete single cylinder set for 1 3/4" door	1241.00	-	1129.00	-
	160	Ensemble simple cylindre complet pour porte 2 1/4" Complete single cylinder set for 2 1/4" door	1281.00	-	1169.00	-
2575	100	Ensemble sans mécanisme Trim set without mechanism	370.00	-	-	-
	101	Ensemble fixe complet Complete full dummy set	370.00	-	-	-
	144	Ensemble simple cylindre complet pour porte 1 3/4" Complete single cylinder set for 1 3/4" door	795.00	-	-	-
	160	Ensemble simple cylindre complet pour porte 2 1/4" Complete single cylinder set for 2 1/4" door	835.00	-	-	-
2578	100	Ensemble sans mécanisme Trim set without mechanism	370.00	521.00	337.00	370.00
	101	Ensemble fixe complet Complete full dummy set	370.00	521.00	337.00	370.00
	144	Ensemble simple cylindre complet pour porte 1 3/4" Complete single cylinder set for 1 3/4" door	795.00	971.00	754.00	795.00
	160	Ensemble simple cylindre complet pour porte 2 1/4" Complete single cylinder set for 2 1/4" door	835.00	996.00	794.00	835.00



**IRON AGE | ENSEMBLES SUR ROSACE | ROSETTE SETS**

84A

**COLLECTIONS** || SECTION 5

**FINIS | FINISHES**

**FONCTION | FUNCTION**

**022** Étain martelé / Hammered Pewter    **023** Laiton antique martelé / Hammered antique brass    **027** Noir martelé / Hammered black    **029** Rouille martelé / Hammered rust    ◀▶ Gauche/droite / Left/right

#	F	DESCRIPTION	022	023	027	029
2251 ◀▶	01	Ensemble passage sans mécanisme Passage trim set without mechanism	\$262.00	\$398.00	\$242.00	\$262.00
	03	Ensemble privé sans mécanisme Privacy trim set without mechanism	337.00	494.00	308.00	337.00
	08	Ensemble fixe complet Complete full dummy set	272.00	408.00	252.00	272.00
	09	Ensemble demi fixe complet Complete half dummy set	140.00	208.00	130.00	140.00
	51	Ensemble passage complet sur pêne pour porte 1 3/4" Complete tubular passage set for 1 3/4" door	325.00	461.00	302.00	325.00
	53	Ensemble privé sur pènes complet pour porte 1 3/4" Complete tubular privacy set for 1 3/4" door	455.00	612.00	420.00	455.00
2252	01	Ensemble passage sans mécanisme Passage trim set without mechanism	216.00	316.00	194.00	216.00
	03	Ensemble privé sans mécanisme Privacy trim set without mechanism	291.00	412.00	260.00	291.00
	08	Ensemble fixe complet Complete full dummy set	226.00	326.00	204.00	226.00
	09	Ensemble demi fixe complet Complete half dummy set	117.00	167.00	106.00	117.00
	51	Ensemble passage complet sur pêne pour porte 1 3/4" Complete tubular passage set for 1 3/4" door	279.00	341.00	254.00	279.00
	53	Ensemble privé sur pènes complet pour porte 1 3/4" Complete tubular privacy set for 1 3/4" door	409.00	492.00	372.00	409.00
2253	01	Ensemble passage sans mécanisme Passage trim set without mechanism	198.00	296.00	178.00	198.00
	03	Ensemble privé sans mécanisme Privacy trim set without mechanism	273.00	392.00	244.00	273.00
	08	Ensemble fixe complet Complete full dummy set	208.00	306.00	188.00	208.00
	09	Ensemble demi fixe complet Complete half dummy set	108.00	157.00	98.00	108.00
	51	Ensemble passage complet sur pêne pour porte 1 3/4" Complete tubular passage set for 1 3/4" door	261.00	359.00	238.00	261.00
	53	Ensemble privé sur pènes complet pour porte 1 3/4" Complete tubular privacy set for 1 3/4" door	391.00	510.00	356.00	391.00

84B

IRON AGE | ENSEMBLES SUR ROSACE | ROSETTE SETS

COLLECTIONS || SECTION 5

FINIS | FINISHES

<b>022</b> Étain martelé Hammered Pewter	<b>023</b> Laiton antique martelé Hammered antique brass	<b>027</b> Noir martelé Hammered black	<b>029</b> Rouille martelé Hammered rust
---------------------------------------------	-------------------------------------------------------------	-------------------------------------------	---------------------------------------------

#	F	DESCRIPTION	022	023	027	029
2254	01	Ensemble passage sans mécanisme Passage trim set without mechanism	\$358.00	-	\$324.00	-
	03	Ensemble privé sans mécanisme Privacy trim set without mechanism	433.00	-	390.00	-
	08	Ensemble fixe complet Complete full dummy set	368.00	-	334.00	-
	09	Ensemble demi fixe complet Complete half dummy set	188.00	-	171.00	-
	51	Ensemble passage complet sur pêne pour porte 1 3/4" Complete tubular passage set for 1 3/4" door	421.00	-	384.00	-
	53	Ensemble privé sur pènes complet pour porte 1 3/4" Complete tubular privacy set for 1 3/4" door	551.00	-	510.00	-
2255	01	Ensemble passage sans mécanisme Passage trim set without mechanism	358.00	-	324.00	-
	03	Ensemble privé sans mécanisme Privacy trim set without mechanism	433.00	-	390.00	-
	08	Ensemble fixe complet Complete full dummy set	368.00	-	334.00	-
	09	Ensemble demi fixe complet Complete half dummy set	188.00	-	171.00	-
	51	Ensemble passage complet sur pêne pour porte 1 3/4" Complete tubular passage set for 1 3/4" door	421.00	-	384.00	-
	53	Ensemble privé sur pènes complet pour porte 1 3/4" Complete tubular privacy set for 1 3/4" door	551.00	-	510.00	-
2263	01	Ensemble passage sans mécanisme Passage trim set without mechanism	198.00	\$296.00	178.00	\$198.00
	03	Ensemble privé sans mécanisme Privacy trim set without mechanism	273.00	392.00	244.00	273.00
	08	Ensemble fixe complet Complete full dummy set	208.00	306.00	188.00	208.00
	09	Ensemble demi fixe complet Complete half dummy set	108.00	157.00	98.00	108.00
	51	Ensemble passage complet sur pêne pour porte 1 3/4" Complete tubular passage set for 1 3/4" door	261.00	359.00	238.00	261.00
	53	Ensemble privé sur pènes complet pour porte 1 3/4" Complete tubular privacy set for 1 3/4" door	391.00	510.00	356.00	391.00

HAUTE FORGE | ENSEMBLES À CLENCHE | ENTRANCE HANDLE SETS

COLLECTIONS || SECTION 5

85

FINIS | FINISHES

FONCTION | FUNCTION

007 Noir  
Black

012 Étain  
Pewter

◀▶ Gauche/droite  
Left/right

#	F	DESCRIPTION	007	012
2901 ◀▶	100	Ensemble sans mécanisme Trim set without mechanism	\$1072.00	\$1094.00
	101	Ensemble fixe complet Complete full dummy set	1042.00	1064.00
	144	Ensemble simple cylindre complet pour porte 1 3/4" Complete single cylinder set for 1 3/4" door	1539.00	1569.00
	160	Ensemble simple cylindre complet pour porte 2 1/4" Complete single cylinder set for 2 1/4" door	1579.00	1609.00
2902	100	Ensemble sans mécanisme Trim set without mechanism	1081.00	1098.00
	101	Ensemble fixe complet Complete full dummy set	1051.00	1068.00
	144	Ensemble simple cylindre complet pour porte 1 3/4" Complete single cylinder set for 1 3/4" door	1548.00	1573.00
	160	Ensemble simple cylindre complet pour porte 2 1/4" Complete single cylinder set for 2 1/4" door	1588.00	1613.00
2903	100	Ensemble sans mécanisme Trim set without mechanism	1072.00	1094.00
	101	Ensemble fixe complet Complete full dummy set	1042.00	1064.00
	144	Ensemble simple cylindre complet pour porte 1 3/4" Complete single cylinder set for 1 3/4" door	1539.00	1569.00
	160	Ensemble simple cylindre complet pour porte 2 1/4" Complete single cylinder set for 2 1/4" door	1579.00	1609.00
2904	100	Ensemble sans mécanisme Trim set without mechanism	1081.00	1098.00
	101	Ensemble fixe complet Complete full dummy set	1051.00	1068.00
	144	Ensemble simple cylindre complet pour porte 1 3/4" Complete single cylinder set for 1 3/4" door	1548.00	1573.00
	160	Ensemble simple cylindre complet pour porte 2 1/4" Complete single cylinder set for 2 1/4" door	1588.00	1613.00

## HAUTE FORGE

## COLLECTIONS || SECTION 5

FINIS   FINISHES		FONCTION   FUNCTION
<b>007</b> Noir Black	<b>012</b> Étain Pewter	◀▶ Gauche/droite Left/right

#	F	DESCRIPTION	007	012
2751 ◀▶	01	Ensemble passage sans mécanisme Passage trim set without mechanism	\$684.00	\$695.00
	100	Ensemble extérieur sans mécanisme Exterior trim set without mechanism	710.00	726.00
	101	Ensemble fixe complet Complete full dummy set	694.00	705.00
	144	Ensemble simple cylindre complet pour porte 1 3/4" Complete single cylinder set for 1 3/4" door	1127.00	1151.00
	160	Ensemble simple cylindre complet pour porte 2 1/4" Complete single cylinder set for 2 1/4" door	1167.00	1191.00
2752	01	Ensemble passage sans mécanisme Passage trim set without mechanism	691.00	713.00
	100	Ensemble extérieur sans mécanisme Exterior trim set without mechanism	717.00	744.00
	101	Ensemble fixe complet Complete full dummy set	701.00	723.00
	144	Ensemble simple cylindre complet pour porte 1 3/4" Complete single cylinder set for 1 3/4" door	1134.00	1169.00
	160	Ensemble simple cylindre complet pour porte 2 1/4" Complete single cylinder set for 2 1/4" door	1174.00	1209.00
2753	01	Ensemble passage sans mécanisme Passage trim set without mechanism	684.00	695.00
	100	Ensemble extérieur sans mécanisme Exterior trim set without mechanism	710.00	726.00
	101	Ensemble fixe complet Complete full dummy set	694.00	705.00
	144	Ensemble simple cylindre complet pour porte 1 3/4" Complete single cylinder set for 1 3/4" door	1127.00	1151.00
	160	Ensemble simple cylindre complet pour porte 2 1/4" Complete single cylinder set for 2 1/4" door	1167.00	1191.00
2754	01	Ensemble passage sans mécanisme Passage trim set without mechanism	691.00	713.00
	100	Ensemble extérieur sans mécanisme Exterior trim set without mechanism	717.00	744.00
	101	Ensemble fixe complet Complete full dummy set	701.00	723.00
	144	Ensemble simple cylindre complet pour porte 1 3/4" Complete single cylinder set for 1 3/4" door	1134.00	1169.00
	160	Ensemble simple cylindre complet pour porte 2 1/4" Complete single cylinder set for 2 1/4" door	1174.00	1209.00

HAUTE FORGE | ENSEMBLES SUR ROSACE | ROSETTE SETS

COLLECTIONS || SECTION 5

87A

FINIS | FINISHES

FONCTION | FUNCTION

007 Noir  
Black

012 Étain  
Pewter

◀▶ Gauche/droite  
Left/right

#	F	DESCRIPTION	007	012
2351	01	Ensemble passage sans mécanisme Passage trim set without mechanism	\$308.00	\$324.00
	03	Ensemble privé sans mécanisme Privacy trim set without mechanism	374.00	416.00
	08	Ensemble fixe complet Complete full dummy set	318.00	334.00
	09	Ensemble demi fixe complet Complete half dummy set	163.00	171.00
	51	Ensemble passage complet sur pêne pour porte 1 3/4" Complete tubular passage set for 1 3/4" door	368.00	387.00
	53	Ensemble privé sur pènes complet pour porte 1 3/4" Complete tubular privacy set for 1 3/4" door	486.00	534.00
2352	01	Ensemble passage sans mécanisme Passage trim set without mechanism	330.00	342.00
	03	Ensemble privé sans mécanisme Privacy trim set without mechanism	416.00	434.00
	08	Ensemble fixe complet Complete full dummy set	340.00	352.00
	09	Ensemble demi fixe complet Complete half dummy set	174.00	180.00
	51	Ensemble passage complet sur pêne pour porte 1 3/4" Complete tubular passage set for 1 3/4" door	390.00	405.00
	53	Ensemble privé sur pènes complet pour porte 1 3/4" Complete tubular privacy set for 1 3/4" door	528.00	552.00
2353	01	Ensemble passage sans mécanisme Passage trim set without mechanism	308.00	324.00
	03	Ensemble privé sans mécanisme Privacy trim set without mechanism	374.00	416.00
	08	Ensemble fixe complet Complete full dummy set	318.00	334.00
	09	Ensemble demi fixe complet Complete half dummy set	163.00	171.00
	51	Ensemble passage complet sur pêne pour porte 1 3/4" Complete tubular passage set for 1 3/4" door	368.00	387.00
	53	Ensemble privé sur pènes complet pour porte 1 3/4" Complete tubular privacy set for 1 3/4" door	486.00	534.00
2354	01	Ensemble passage sans mécanisme Passage trim set without mechanism	330.00	342.00
	03	Ensemble privé sans mécanisme Privacy trim set without mechanism	416.00	434.00
	08	Ensemble fixe complet Complete full dummy set	340.00	352.00
	09	Ensemble demi fixe complet Complete half dummy set	174.00	180.00
	51	Ensemble passage complet sur pêne pour porte 1 3/4" Complete tubular passage set for 1 3/4" door	390.00	405.00
	53	Ensemble privé sur pènes complet pour porte 1 3/4" Complete tubular privacy set for 1 3/4" door	528.00	552.00

87B

## HAUTE FORGE | ENSEMBLES SUR ROSACE | ROSETTE SETS

## COLLECTIONS || SECTION 5

## FINIS | FINISHES

## FONCTION | FUNCTION

**007** Noir  
Black

**012** Étain  
Pewter

◀▶ Gauche/droite  
Left/right

#	F	DESCRIPTION	007	012
2355 ◀▶	01	Ensemble passage sans mécanisme Passage trim set without mechanism	\$308.00	\$324.00
	03	Ensemble privé sans mécanisme Privacy trim set without mechanism	374.00	399.00
	08	Ensemble fixe complet Complete full dummy set	318.00	334.00
	09	Ensemble demi fixe complet Complete half dummy set	163.00	171.00
	51	Ensemble passage complet sur pêne pour porte 1 3/4" Complete tubular passage set for 1 3/4" door	368.00	387.00
	53	Ensemble privé sur pènes complet pour porte 1 3/4" Complete tubular privacy set for 1 3/4" door	486.00	517.00
2356	01	Ensemble passage sans mécanisme Passage trim set without mechanism	330.00	342.00
	03	Ensemble privé sans mécanisme Privacy trim set without mechanism	396.00	417.00
	08	Ensemble fixe complet Complete full dummy set	340.00	352.00
	09	Ensemble demi fixe complet Complete half dummy set	174.00	180.00
	51	Ensemble passage complet sur pêne pour porte 1 3/4" Complete tubular passage set for 1 3/4" door	390.00	405.00
	53	Ensemble privé sur pènes complet pour porte 1 3/4" Complete tubular privacy set for 1 3/4" door	508.00	535.00
2357	01	Ensemble passage sans mécanisme Passage trim set without mechanism	308.00	324.00
	03	Ensemble privé sans mécanisme Privacy trim set without mechanism	374.00	399.00
	08	Ensemble fixe complet Complete full dummy set	318.00	334.00
	09	Ensemble demi fixe complet Complete half dummy set	163.00	171.00
	51	Ensemble passage complet sur pêne pour porte 1 3/4" Complete tubular passage set for 1 3/4" door	368.00	387.00
	53	Ensemble privé sur pènes complet pour porte 1 3/4" Complete tubular privacy set for 1 3/4" door	486.00	517.00
2358	01	Ensemble passage sans mécanisme Passage trim set without mechanism	330.00	342.00
	03	Ensemble privé sans mécanisme Privacy trim set without mechanism	396.00	417.00
	08	Ensemble fixe complet Complete full dummy set	340.00	352.00
	09	Ensemble demi fixe complet Complete half dummy set	174.00	180.00
	51	Ensemble passage complet sur pêne pour porte 1 3/4" Complete tubular passage set for 1 3/4" door	390.00	405.00
	53	Ensemble privé sur pènes complet pour porte 1 3/4" Complete tubular privacy set for 1 3/4" door	508.00	535.00

LA PORCELAINE

COLLECTIONS || SECTION 5

88

FINIS   FINISHES	PORCELAINE	BLEU / BLUE	IVOIRE / IVORY	BLANC / WHITE
007 Noir   Black		097	077	067
009 Rouille   Rust		099	079	069
012 Étain   Pewter		092	072	062

#	F	DESCRIPTION	062	067	072	077	092	097
5835	01	Ensemble passage sans mécanisme Passage trim set without mechanism	\$338.00	\$322.00	\$338.00	\$322.00	\$338.00	\$322.00
	03	Ensemble privé sans mécanisme Privacy trim set without mechanism	369.00	348.00	369.00	348.00	369.00	348.00
	08	Ensemble fixe complet Complete full dummy set	348.00	332.00	348.00	332.00	348.00	332.00
	09	Ensemble demi fixe complet Complete half dummy set	178.00	170.00	178.00	170.00	178.00	170.00
	51	Ensemble passage complet sur pêne pour porte 1 3/4" Complete tubular passage set for 1 3/4" door	401.00	382.00	401.00	382.00	401.00	382.00
	53	Ensemble privé sur pènes complet pour porte 1 3/4" Complete tubular privacy set for 1 3/4" door	487.00	460.00	487.00	460.00	487.00	460.00
5860	01	Ensemble passage sans mécanisme Passage trim set without mechanism	312.00	302.00	312.00	302.00	312.00	302.00
	03	Ensemble privé sans mécanisme Privacy trim set without mechanism	343.00	328.00	343.00	328.00	343.00	328.00
	08	Ensemble fixe complet Complete full dummy set	322.00	312.00	322.00	312.00	322.00	312.00
	09	Ensemble demi fixe complet Complete half dummy set	167.00	161.00	167.00	161.00	167.00	161.00
	51	Ensemble passage complet sur pêne pour porte 1 3/4" Complete tubular passage set for 1 3/4" door	375.00	362.00	375.00	362.00	375.00	362.00
	53	Ensemble privé sur pènes complet pour porte 1 3/4" Complete tubular privacy set for 1 3/4" door	461.00	440.00	461.00	440.00	461.00	440.00
2553	01	Ensemble passage sans mécanisme Passage trim set without mechanism	318.00	294.00	318.00	294.00	318.00	294.00
	03	Ensemble privé sans mécanisme Privacy trim set without mechanism	349.00	320.00	349.00	320.00	349.00	320.00
	08	Ensemble fixe complet Complete full dummy set	328.00	304.00	328.00	304.00	328.00	304.00
	09	Ensemble demi fixe complet Complete half dummy set	168.00	156.00	168.00	156.00	168.00	156.00
	51	Ensemble passage complet sur pêne pour porte 1 3/4" Complete tubular passage set for 1 3/4" door	381.00	354.00	381.00	354.00	381.00	354.00
	53	Ensemble privé sur pènes complet pour porte 1 3/4" Complete tubular privacy set for 1 3/4" door	467.00	432.00	467.00	432.00	467.00	432.00
3392	-	Poignée à tirer Door pull 9 1/4 x 1"	191.00	-	-	-	-	-

LA PORCELAINE  
COLLECTIONS || SECTION 5

89A

FINIS   FINISHES	PORCELAINE	BLEU / BLUE	IVOIRE / IVORY	BLANC / WHITE
<b>001</b> Laiton poli verni   Polished lacquered brass		-	-	<b>061</b>
<b>007</b> Noir   Black		<b>097</b>	<b>077</b>	<b>067</b>
<b>009</b> Rouille   Rust		<b>099</b>	<b>079</b>	<b>069</b>
<b>012</b> Étain   Pewter		<b>092</b>	<b>072</b>	<b>062</b>

#	F	DESCRIPTION	061	062 / 072 / 092	067 / 077 / 097	069 / 079 / 099
2391	01	Ensemble passage sans mécanisme Passage trim set without mechanism	\$250.00	\$248.00	\$242.00	\$248.00
	03	Ensemble privé sans mécanisme Privacy trim set without mechanism	378.00	323.00	308.00	323.00
	08	Ensemble fixe complet Complete full dummy set	260.00	258.00	252.00	258.00
	09	Ensemble demi fixe complet Complete half dummy set	134.00	133.00	130.00	133.00
	51	Ensemble passage complet sur pêne pour porte 1 3/4" Complete tubular passage set for 1 3/4" door	313.00	311.00	302.00	311.00
	53	Ensemble privé sur pènes complet pour porte 1 3/4" Complete tubular privacy set for 1 3/4" door	501.00	442.00	420.00	442.00
2392	01	Ensemble passage sans mécanisme Passage trim set without mechanism	250.00	248.00	242.00	248.00
	03	Ensemble privé sans mécanisme Privacy trim set without mechanism	378.00	323.00	308.00	323.00
	08	Ensemble fixe complet Complete full dummy set	260.00	258.00	252.00	258.00
	09	Ensemble demi fixe complet Complete half dummy set	134.00	133.00	130.00	133.00
	51	Ensemble passage complet sur pêne pour porte 1 3/4" Complete tubular passage set for 1 3/4" door	313.00	311.00	302.00	311.00
	53	Ensemble privé sur pènes complet pour porte 1 3/4" Complete tubular privacy set for 1 3/4" door	501.00	442.00	420.00	442.00
2394	01	Ensemble passage sans mécanisme Passage trim set without mechanism	250.00	248.00	242.00	248.00
	03	Ensemble privé sans mécanisme Privacy trim set without mechanism	378.00	323.00	308.00	323.00
	08	Ensemble fixe complet Complete full dummy set	260.00	258.00	252.00	258.00
	09	Ensemble demi fixe complet Complete half dummy set	134.00	133.00	130.00	133.00
	51	Ensemble passage complet sur pêne pour porte 1 3/4" Complete tubular passage set for 1 3/4" door	313.00	311.00	302.00	311.00
	53	Ensemble privé sur pènes complet pour porte 1 3/4" Complete tubular privacy set for 1 3/4" door	501.00	442.00	420.00	442.00



89B

LA PORCELAINE

COLLECTIONS || SECTION 5

89B

FINIS   FINISHES	PORCELAINE	BLEU / BLUE	IVOIRE / IVORY	BLANC / WHITE
001 Laiton poli verni   Polished lacquered brass		-	-	061
004 Nickel poli   Polished nickel		-	-	064
007 Noir   Black		097	077	067
009 Rouille   Rust		099	079	069
012 Étain   Pewter		092	072	062

#	F	DESCRIPTION	061	062 / 072 / 092	067	069 / 079 / 099
2393	01	Ensemble passage sans mécanisme Passage trim set without mechanism	-	\$276.00	\$270.00	\$276.00
	03	Ensemble privé sans mécanisme Privacy trim set without mechanism	-	351.00	336.00	351.00
	08	Ensemble fixe complet Complete full dummy set	-	286.00	280.00	286.00
	09	Ensemble demi fixe complet Complete half dummy set	-	147.00	144.00	147.00
	51	Ensemble passage complet sur pêne pour porte 1 3/4" Complete tubular passage set for 1 3/4" door	-	339.00	330.00	339.00
	53	Ensemble privé sur pènes complet pour porte 1 3/4" Complete tubular privacy set for 1 3/4" door	-	469.00	448.00	469.00

#	F	DESCRIPTION	061	062 / 072 / 092	067 / 077 / 097	069 / 079 / 099
2395	01	Ensemble passage sans mécanisme Passage trim set without mechanism	\$250.00	\$248.00	\$242.00	\$248.00
	03	Ensemble privé sans mécanisme Privacy trim set without mechanism	378.00	323.00	308.00	323.00
	08	Ensemble fixe complet Complete full dummy set	260.00	258.00	252.00	258.00
	09	Ensemble demi fixe complet Complete half dummy set	134.00	133.00	130.00	133.00
	51	Ensemble passage complet sur pêne pour porte 1 3/4" Complete tubular passage set for 1 3/4" door	313.00	311.00	302.00	311.00
	53	Ensemble privé sur pènes complet pour porte 1 3/4" Complete tubular privacy set for 1 3/4" door	501.00	442.00	420.00	442.00

#	F	DESCRIPTION	061	062 / 072 / 092	067	069 / 079 / 099
2396	01	Ensemble passage sans mécanisme Passage trim set without mechanism	-	\$276.00	\$270.00	\$276.00
	03	Ensemble privé sans mécanisme Privacy trim set without mechanism	-	351.00	336.00	351.00
	08	Ensemble fixe complet Complete full dummy set	-	286.00	280.00	286.00
	09	Ensemble demi fixe complet Complete half dummy set	-	147.00	144.00	147.00
	51	Ensemble passage complet sur pêne pour porte 1 3/4" Complete tubular passage set for 1 3/4" door	-	339.00	330.00	339.00
	53	Ensemble privé sur pènes complet pour porte 1 3/4" Complete tubular privacy set for 1 3/4" door	-	469.00	448.00	469.00

LISTE DE PRIX | PRICE LIST

90

MODERNE | MODERN  
COLLECTIONS || SECTION 5

FINIS | FINISHES

**090** Inox satiné  
Satin stainless

**100** Inox poli  
Polished stainless

#	F	DESCRIPTION	090	100
LCE-92	92	Ensemble cylindre Euro / 92 mm c.c. sans mécanisme Profile cylinder trim set / 92 mm c.c. w/o mechanism	\$536.00	-
	08	Ensemble fixe complet Complete full dummy set	543.00	-
ISIS -61	01	Ensemble passage sans mécanisme Passage trim set without mechanism	602.00	\$651.00
	03	Ensemble privé sans mécanisme Privacy trim set without mechanism	866.00	949.00
	08	Ensemble fixe complet Complete full dummy set	609.00	658.00
LC-01	01	Ensemble passage sans mécanisme Passage trim set without mechanism	536.00	620.00
	03	Ensemble privé sans mécanisme Privacy trim set without mechanism	722.00	932.00
	05	Ensemble cylindre Euro / sans mécanisme Profile cylinder trim set / without mechanism	578.00	764.00
	08	Ensemble fixe complet Complete full dummy set	543.00	627.00
	09	Ensemble demi fixe complet Complete half dummy set	276.00	318.00
LN-11	01	Ensemble passage sans mécanisme Passage trim set without mechanism	671.00	863.00
	03	Ensemble privé sans mécanisme Privacy trim set without mechanism	935.00	1161.00
	08	Ensemble fixe complet Complete full dummy set	678.00	870.00
	09	Ensemble demi fixe complet Complete half dummy set	344.00	440.00
LC-43	-	Bouton sur platine Knob on back plate 3 9/16 × 1 3/16"	202.00	298.00
1355-43	-	Poignée pour oscillo battant Handle for tilt and turn	256.00	328.00
		Kit pêne tubulaire renforcé passage HD Tubular passage latch kit	72.00	72.00
		Kit pêne tubulaire renforcé privé (privé + passage) HD Tubular privacy latch kit (privacy + passage)	132.00	132.00

NOTE : POUR LES CODES DES PÊNES VOIR p 95b.  
FOR A SPECIFIC LATCH NUMBER SEE p 95b.



COMPOSANTES | COMPONENTS || BOUVET COLLECTIONS - IRON AGE

FINIS | FINISHES

<b>022</b> Étain martelé Hampered Pewter	<b>023</b> Laiton antique martelé Hampered antique brass	<b>027</b> Noir martelé Hampered black	<b>029</b> Rouille martelé Hampered rust
---------------------------------------------	-------------------------------------------------------------	-------------------------------------------	---------------------------------------------

FONCTIONS | FUNCTIONS

◀▶ Gauche/droite Left/right	⊕ Diamètre Diameter	□ Carré Square	P Projection	cc Centre à centre Center to center
--------------------------------	------------------------	-------------------	--------------	----------------------------------------

<b>13</b> Plaque intérieure avec bouton pour serrure américaine	<b>13</b> Entrance escutcheon with turnpiece – interior
<b>15</b> Plaque extérieure et pousier pour serrure américaine	<b>15</b> Entrance escutcheon (cut for mortise cyl.) with thumb piece – exterior
<b>16</b> Plaque percement cylindre US – extérieur et intérieur	<b>16</b> Entrance escutcheon (cut for mortise cyl.) exterior or interior
<b>19</b> Rosace extérieure pour ensemble à clenche	<b>19</b> Exterior rosette for entrance handle set
<b>21/31/61</b> Plaque ou rosace passage	<b>21/31/61</b> Passage escutcheon or rosette
<b>23</b> Plaque privé avec bouton – intérieur	<b>23</b> Privacy escutcheon with knob – interior

#	F	L x L   L x W	P	022	023	027	029
PLAQUES   ESCUTCHEONS							
1107	15	16 5/16 X 2 5/16"	1/16"	\$245.00	\$395.00	\$185.00	-
1207	13/16	10 3/4 X 2 3/4"	1/16"	130.00	195.00	120.00	\$130.00
1207	15	10 3/4 X 2 3/4"	1/16"	192.00	225.00	165.00	192.00
1207	21	10 3/4 X 2 3/4"	1/16"	99.00	126.00	94.00	99.00
4165	13	9 7/16 X 1 11/16"	1/16"	132.00	-	-	-
4165	16	9 7/16 X 1 11/16"	1/16"	120.00	-	-	-
4165	21	9 7/16 X 1 11/16"	1/16"	82.00	105.00	72.00	82.00
4165	23	9 7/16 X 1 11/16"	1/16"	113.00	147.00	98.00	113.00

ROSACES | ROSETTES

1406	19	2 1/2 X 2 9/16"	1/16"	55.00	80.00	60.00	55.00
1406	61	2 1/2 X 2 9/16"	1/16"	65.00	90.00	60.00	65.00
1408	61	2 9/16 X 2 9/16"	1/16"	55.00	80.00	60.00	55.00
1410	61	⊕ 2 3/8"	1/16"	80.00	-	75.00	-
1413	61	3 5/8 X 2 1/2"	1/16"	80.00	-	75.00	-
1414	31	2 3/4 X 1 7/8"	1/16"	52.00	75.00	44.00	52.00
6602	31	2 3/4 X 1 5/8"	1/16"	52.00	75.00	44.00	52.00

#	□	F	L x L   L x W	P	022	023	027	029
---	---	---	---------------	---	-----	-----	-----	-----

BÉQUILLES | LEVERS

4019-11	7 mm	◀▶	5 1/8 X 1 1/8"	2 1/2"	\$76.00	\$122.00	\$72.00	\$76.00
4495-11	7 mm	-	4 3/8 X 1/2"	2 3/8"	50.00	75.00	45.00	50.00
4498-11	7 mm	-	5 1/8 X 5/8"	2 1/2"	60.00	78.00	56.00	60.00
4498-18	8 mm	-	5 1/8 X 5/8"	2 1/2"	65.00	-	60.00	-

#	□	L x L   L x W	P	⊕	022	023	027	029
---	---	---------------	---	---	-----	-----	-----	-----

BOUTONS | KNOBS

1652-16	7 mm	2 9/16 X 1 1/2"	2 1/2"	-	\$105.00	-	\$95.00	-
1653-15	7 mm	-	2 1/4"	2 5/8"	105.00	-	95.00	-

#	L x L   L x W	cc	022	023	027	029
---	---------------	----	-----	-----	-----	-----

POIGNÉE À TIRER | PULL

3351-154	7 5/16 X 1"	7 1/16"	\$335.00	\$345.00	\$275.00	\$335.00
----------	-------------	---------	----------	----------	----------	----------

5B

## COMPOSANTES | COMPONENTS || BOUVET COLLECTIONS - HAUTE FORGE

## FINIS | FINISHES

<b>007</b> Noir Black	<b>012</b> Étain Pewter
--------------------------	----------------------------

## FONCTIONS | FUNCTIONS

◄► Gauche/droite Left/right	<input checked="" type="checkbox"/> Projection	<input checked="" type="checkbox"/> Diamètre Diameter	<input checked="" type="checkbox"/> Centre à centre Center to center	<input type="checkbox"/> Carré Square
--------------------------------	------------------------------------------------	----------------------------------------------------------	-------------------------------------------------------------------------	------------------------------------------

<b>01/21</b> Plaque ou rosace passage	<b>01/21</b> Passage escutcheon or rosette
<b>13</b> Plaque intérieure avec bouton pour serrure américaine	<b>13</b> Entrance escutcheon with turnpiece – interior
<b>15</b> Plaque extérieure et pousier pour serrure américaine	<b>15</b> Entrance escutcheon (cut for mortise cyl.) with thumb piece – exterior
<b>16</b> Plaque percement cylindre pour mortaise américaine – extérieur et intérieur	<b>16</b> Entrance escutcheon (cut for mortise cyl.) exterior or interior
<b>21US</b> Plaque passage US	<b>21US</b> US Passage escutcheon

#	F		L x L   L x W	P	007	012
PLAQUES   ESCUTCHEONS						
1151	15		15 11/16 X 6 7/8"	1/4"	\$405.00	\$415.00
1351	13		15 11/16 X 6 7/8"	1/4"	316.00	330.00
1351	16 / 21US		15 11/16 X 6 7/8"	1/4"	290.00	298.00
ROSACES   ROSETTES						
1441	01		15 11/16 X 6 7/8"	1/4"	100.00	110.00
1442	01		15 11/16 X 6 7/8"	1/4"	100.00	110.00
#	<input type="checkbox"/>	F	L x L   L x W	P	007	012
BÉQUILLES   LEVERS						
1018-11	7 mm	-	5 X 3/4"	2 3/8"	\$60.00	\$65.00
1018-18	8 mm	-	5 X 3/4"	2 3/8"	65.00	70.00
1053-11	7 mm	◄►	5 X 13/16"	2 1/2"	54.00	62.00
1053-18	8 mm	◄►	5 X 13/16"	2 1/2"	56.00	66.00
#	<input type="checkbox"/>	<input checked="" type="checkbox"/>	L x L   L x W	P	007	012
BOUTONS   KNOBS						
1675-16	7 mm	-	2 9/16 X 1 1/2"	2 7/8"	\$72.00	\$76.00
1676-15	7 mm	2 1/4"	-	2 1/4"	72.00	76.00
#		<input checked="" type="checkbox"/>	L x L   L x W	P	007	012
POIGNÉE À TIRER   PULL						
3355-154		6 1/16"	8 X 1"	2 5/16"	\$315.00	\$330.00



COMPOSANTES | COMPONENTS || BOUVET COLLECTIONS - PORCELAINE  
COLLECTIONS || SECTION 5

FINIS   FINISHES	PORCELAINE	BLEU / BLUE	IVOIRE / IVORY	BLANC / WHITE
001 Laiton poli verni   Polished lacquered brass		-	-	061
007 Noir   Black		097	077	067
009 Rouille   Rust		099	079	069
012 Étain   Pewter		092	072	062

FONCTIONS | FUNCTIONS

P	Projection	Ø	Diamètre Diameter
13	Plaque intérieure avec bouton pour serrure américaine	13	Entrance escutcheon with turnpiece – interior
21	Plaque passage style Européen	21	Passage escutcheon for Euro style trims
22	Plaque percement clé (mortaise Euro)	22	Key escutcheon (cut for European mortise lock)
23	Plaque privé avec bouton – intérieur	23	Privacy escutcheon with knob – interior
24	Plaque décondamnation – extérieur	24	Emergency escutcheon – exterior
25	Plaque cylindre 70 mm c.c. (mortaise Euro)	25	Euro profile cylinder escutcheon 70 mm c.c.
61	Rosace passage	61	Passage rosette

#	F	L × L   L × W	P	001	007	009	012
PLAQUES   ESCUTCHEONS							
1207	21	10 1/4 × 2 3/4"	1/16"	\$116.00	\$59.00	\$77.00	\$77.00
1207	13 / 23	10 1/4 × 2 3/4"	1/16"	170.00	85.00	102.00	102.00
4035	21 / 22 / 24 / 25	10 1/2 × 1 7/8"	1/16"	145.00	69.00	-	77.00
4035	23	10 1/2 × 1 7/8"	1/16"	187.00	95.00	-	108.00
4160	21 / 22 / 24 / 25	9 1/2 × 1 5/8"	1/16"	133.00	59.00	-	64.00
4160	23	9 1/2 × 1 5/8"	1/16"	175.00	85.00	-	95.00

ROSACE | ROSETTE

1403-61		3 15/16 × 2 7/8"	1/16"	67.00	43.00	-	46.00
1406-61		2 9/16 × 2 9/16"	1/16"	67.00	43.00	46.00	46.00
1407-61		2 5/8 × 2 1/2"	1/16"	67.00	43.00	46.00	46.00
1409-61		Ø 2 7/8"	1/16"	67.00	43.00	-	46.00
1410-61		Ø 2 7/8"	1/16"	67.00	43.00	46.00	46.00

#	L × L   L × W	P	061	062 / 072 / 092	067 / 077 / 097	069 / 079 / 099
BÉQUILLE   LEVER						
4080-11	4 3/4 × 1 1/16"	2 3/4"	-	\$92.00	\$92.00	\$92.00
BOUTON   KNOB						
5600-15	Ø 2 1/8"	2 3/8"	\$58.00	78.00	78.00	78.00
5600-16	2 1/2 × 1 3/4"	2 3/8"	58.00	78.00	78.00	78.00

**SERRURES À MORTAISE | MORTISE LOCKS**


**BÂTIMENT SERRURES ET PIÈCES | BUILDING LOCKS AND PARTS || SECTION 6**

93

**FINIS | FINISHES**

<b>001</b> Laiton poli verni Polished lacquered brass	<b>007</b> Noir Black	<b>011</b> Laiton satiné Satin brass	<b>044</b> Nickel satiné Satin nickel
----------------------------------------------------------	--------------------------	-----------------------------------------	------------------------------------------

**FONCTIONS | FUNCTIONS**

◄► Gauche/droite Left/right	 Écartement Backset
--------------------------------	---------------------------------------------------------------------------------------------------------

#	F	L × L   L × W		001	007	011	044
---	---	---------------	-----------------------------------------------------------------------------------	-----	-----	-----	-----

BOITIERS DE SERRURE | MORTISE LOCKS

1-50	Passage ◄►	5 1/16 × 3"	2"	\$130.00	\$70.00	\$70.00	\$70.00
2-50	Privé avec clé Privacy with key ◄►	5 1/16 × 3"	2"	160.00	125.00	125.00	125.00
3-50	Privé Privacy ◄►	5 1/16 × 3"	2"	160.00	100.00	100.00	100.00
5-40	Cylindre Euro Profile cylinder ◄►	5 1/16 × 2 9/16"	1 9/16"	-	90.00	-	-
5-50		5 1/16 × 3"	2"	160.00	90.00	90.00	90.00

MODIFICATION DE CARRÉ | MODIFICATION OF SQUARE

208	De 7mm à 8mm From 7mm to 8mm	\$6.00 PRIX NET   NET PRICE
-----	---------------------------------	--------------------------------

**NOTE : POUR DES GÂCHES EN FINIS 009, 012 ET 056 VOIR SECTION GÂCHES (p.94B).**  
**FOR STRIKES IN 009, 012 AND 056 FINISHES REFER TO STRIKE PLATES SECTION (p.94B).**



SERRURES À MORTAISE | MORTISE LOCKS


94A


BÂTIMENT SERRURES ET PIÈCES | BUILDING LOCKS AND PARTS || SECTION 6

FINIS | FINISHES

<b>001</b> Laiton poli verni Polished lacquered brass	<b>007</b> Noir Black	<b>034</b> Bronze huilé Oil rubbed bronze	<b>044</b> Nickel satiné Satin nickel
----------------------------------------------------------	--------------------------	----------------------------------------------	------------------------------------------

FONCTIONS | FUNCTIONS

◀▶ Gauche/droite Left/right	 Écartement Backset
--------------------------------	---------------------------------------------------------------------------------------------------------

#	F	L × L   L × W		001	007	034	044
---	---	---------------	-----------------------------------------------------------------------------------	-----	-----	-----	-----

BOITIER DE SERRURE | MORTISE LOCK

6-50	Rouleau et cylindre Euro Clutch and profile cylinder	5 5/16 × 3"	2"	-	\$98.00	-	-
------	---------------------------------------------------------	-------------	----	---	---------	---	---

BOITIERS DE SERRURE À CROCHET | MORTISE CLUTCH LOCKS

71-50	Passage Passage	5 5/16 × 6 3/4"	2"	-	98.00	-	-
73-50	Privé Privacy			-	112.00	-	-
75-50	Cylindre Euro Profile cylinder			-	122.00	-	-

BOITIERS DE SERRURE | MORTISE LOCKS

85-20	Cylindre Euro Profile cylinder ◀▶	6 3/4 × 1 1/4"	13/16"	\$192.00	-	-	-
85-30		6 3/4 × 1 3/4"	1 13/16"	192.00	-	-	-
85-40		6 3/4 × 2 9/16"	1 9/16"	192.00	-	-	-
85-50		6 3/4 × 3"	2"	192.00	-	-	-
85-60		6 3/4 × 3 3/8"	2 3/8"	192.00	-	\$192.00	\$192.00
85-70		6 3/4 × 3 3/4"	2 3/4"	192.00	-	192.00	192.00

MODIFICATION DE CARRÉ | MODIFICATION OF SQUARE

208	De 7mm à 8mm From 7mm to 8mm	\$6.00 PRIX NET   NET PRICE
-----	---------------------------------	--------------------------------

94B 

**SERRURES À MORTAISE | MORTISE LOCKS**  
**BÂTIMENT SERRURES ET PIÈCES | BUILDING LOCKS AND PARTS** || SECTION 6

94B

**FINIS | FINISHES**

<b>001</b> Laiton poli verni Polished lacquered brass	<b>007</b> Noir Black	<b>009</b> Rouille Rust	<b>012</b> Étain Pewter	<b>044</b> Nickel satiné Satin nickel	<b>056</b> Laiton patiné satiné Satin antique brass
----------------------------------------------------------	--------------------------	----------------------------	----------------------------	------------------------------------------	--------------------------------------------------------

**FONCTION | FUNCTION**

 Écartement Backset
---------------------------------------------------------------------------------------------------------

#	F	L × L   L × W		001	044
---	---	---------------	-------------------------------------------------------------------------------------	-----	-----

PÊNES DORMANTS | DEADBOLTS

95-40	Crochet et cylindre Euro pour portes coulissantes Hook and profile cylinder for sliding doors	3 15/16 × 2 3/16"	1 9/16"	-	\$108.00
8-40	Cylindre Euro Profile cylinder	3 15/16 × 2 9/16"	1 9/16"	\$142.00	142.00
8-50			2"	142.00	142.00
8-60			2 3/8"	142.00	142.00
8-70			2 3/4"	142.00	142.00

#	F	L × L   L × W	001	007	009	012	056
---	---	---------------	-----	-----	-----	-----	-----

GÂCHE | STRIKE PLATE

9515-44	pour / for 1-50 (P93)	6 7/8 × 1 3/8"	\$42.00	\$14.00	\$19.00	\$19.00	\$42.00
---------	-----------------------	----------------	---------	---------	---------	---------	---------

GÂCHE ALLONGÉE | EXTENDED STRIKE PLATE

9515-56	pour / for 1-50 (P93) 2" +	6 7/8 × 1 3/4"	55.00	18.00	21.00	21.00	55.00
---------	-------------------------------	----------------	-------	-------	-------	-------	-------

GÂCHE | STRIKE PLATE

9555-44	pour / for 2-50, 3-50, 5-40, 5-50 (P93)	6 7/8 × 1 3/8"	42.00	14.00	19.00	19.00	42.00
---------	--------------------------------------------	----------------	-------	-------	-------	-------	-------

GÂCHE ALLONGÉE | EXTENDED STRIKE PLATE

9555-56	pour / for 2-50, 3-50, 5-40, 5-50 (P93) 2" +	6 7/8 × 1 3/4"	55.00	18.00	21.00	21.00	55.00
---------	-------------------------------------------------	----------------	-------	-------	-------	-------	-------



**SERRURES ET PIÈCES | LOCKS AND PARTS**

**BÂTIMENT SERRURES ET PIÈCES | BUILDING LOCKS AND PARTS || SECTION 6**

95A

**FINIS | FINISHES**

<b>001</b> Laiton poli verni Polished lacquered brass	<b>007</b> Noir Black	<b>009</b> Rouille Rust	<b>012</b> Étain Pewter	<b>056</b> Laiton patiné satiné Satin antique brass
----------------------------------------------------------	--------------------------	----------------------------	----------------------------	--------------------------------------------------------

**FONCTIONS | FUNCTIONS**

<input checked="" type="checkbox"/> Gauche/droite Left/right	<input checked="" type="checkbox"/> Écartement Backset	<input type="checkbox"/> Carré Square
-----------------------------------------------------------------	-----------------------------------------------------------	------------------------------------------

#	F	L x L   L x W	<input checked="" type="checkbox"/>	001	007	009	012	056
BOITIERS DE SERRURE   MORTISE LOCKS   <input type="checkbox"/> 7mm								
0555-64	Ensemble à clenche, béquille Entrance handle set, lever ◀▶	5 1/2 x 3 3/8"	2 1/2"	\$430.00	\$405.00	\$410.00	\$410.00	\$430.00
0555-70		5 1/2 x 3 3/4"	2 3/4"	430.00	405.00	410.00	410.00	430.00
0655-64	Ensemble à clenche, bouton Entrance handle set, knob ◀▶	5 1/2 x 3 3/8"	2 1/2"	430.00	405.00	410.00	410.00	430.00
0655-70		5 1/2 x 3 3/4"	2 3/4"	430.00	405.00	410.00	410.00	430.00
0560-64	Ensemble avec béquille Lever set ◀▶	5 1/2 x 3 3/8"	2 1/2"	380.00	355.00	360.00	360.00	380.00
0560-70		5 1/2 x 3 3/4"	2 3/4"	380.00	355.00	360.00	360.00	380.00
0660-64	Ensemble avec bouton Knob set ◀▶	5 1/2 x 3 3/8"	2 1/2"	380.00	355.00	360.00	360.00	380.00
0660-70		5 1/2 x 3 3/4"	2 3/4"	380.00	355.00	360.00	360.00	380.00

#	F	L x L   L x W	<input checked="" type="checkbox"/>	001	007	009	012	056
BOITIERS DE SERRURE   MORTISE LOCKS   <input type="checkbox"/> 8mm								
8571-64	Ensemble à clenche, béquille Entrance handle set, lever ◀▶	5 1/2 x 3 3/8"	2 1/2"	\$430.00	\$405.00	\$410.00	\$410.00	\$430.00
8571-70		5 1/2 x 3 3/4"	2 3/4"	430.00	405.00	410.00	410.00	430.00
8575-64	Ensemble à clenche, bouton Entrance handle set, knob ◀▶	5 1/2 x 3 3/8"	2 1/2"	430.00	405.00	410.00	410.00	430.00
8575-70		5 1/2 x 3 3/4"	2 3/4"	430.00	405.00	410.00	410.00	430.00
8560-64	Ensemble avec béquille Lever set ◀▶	5 1/2 x 3 3/8"	2 1/2"	380.00	355.00	360.00	360.00	380.00
8560-70		5 1/2 x 3 3/4"	2 3/4"	380.00	355.00	360.00	360.00	380.00

**NOTE:** LES MORTAISES AVEC FINIS INCLUENT LE KIT DE GÂCHES ET TÊTIÈRES POUR PORTE D'UNE ÉPAISSEUR DE 13/4".  
STRIKE AND FACEPLATE FOR 13/4" THICK DOORS ARE PROVIDED WITH MORTISE LOCKS INCLUDING FINISH.

95B

**SERRURES ET PIÈCES | LOCKS AND PARTS**

95B

**BÂTIMENT SERRURES ET PIÈCES | BUILDING LOCKS AND PARTS || SECTION 6**

**FINIS | FINISHES**

<b>001</b> Laiton poli verni Polished lacquered brass	<b>007</b> Noir Black	<b>009</b> Rouille Rust	<b>012</b> Étain Pewter	<b>040</b> Chrome satiné Satin chrome	<b>056</b> Laiton patiné satiné Satin antique brass	<b>057</b> Laiton antique Antique brass
----------------------------------------------------------	--------------------------	----------------------------	----------------------------	------------------------------------------	--------------------------------------------------------	--------------------------------------------

**FONCTION | FUNCTION**

<input checked="" type="checkbox"/> Écartement Backset	<input type="checkbox"/> Carré Square	<input checked="" type="checkbox"/> Sans gâche ni tête Without strike and face plate
-----------------------------------------------------------	------------------------------------------	-----------------------------------------------------------------------------------------

#	F	<input checked="" type="checkbox"/>	<input checked="" type="checkbox"/>	001	007	009	012	056
---	---	-------------------------------------	-------------------------------------	-----	-----	-----	-----	-----

PÊNES | LATCHES |  7mm

8910-60	Passage pour bouton Passage for knob	2 3/8"	\$40.00	\$63.00	\$60.00	\$63.00	\$63.00	\$63.00
8910-70		2 3/4"	40.00	63.00	60.00	63.00	63.00	63.00
8920-60	Passage pour béquille Passage for lever	2 3/8"	40.00	63.00	60.00	63.00	63.00	63.00
8920-70		2 3/4"	40.00	63.00	60.00	63.00	63.00	63.00

PÊNES PRIVÉS LAFORGE | LAFORGE PRIVACY LATCHES |  7mm

8913-60	Privé pour bouton Privacy for knob	2 3/8"	50.00	-	78.00	-	81.00	-
8913-70		2 3/4"	50.00	-	78.00	-	81.00	-
8923-60	Privé pour béquille Privacy for lever	2 3/8"	50.00	-	78.00	-	81.00	-
8923-70		2 3/4"	50.00	-	78.00	-	81.00	-
8299-03	Bouton poussoir privé Privacy push button	-	-	-	9.00	-	10.00	-

PÊNES DE CONDAMNATION POUR BOUTON | PRIVACY BOLTS

8930-60	Privé Privacy	2 3/8"	30.00	60.00	52.00	55.00	55.00	55.00
8930-70		2 3/4"	30.00	60.00	52.00	55.00	55.00	55.00

999-43	Bloc d'enlèvement Latch assistant	6.00
--------	--------------------------------------	------

#	F	<input checked="" type="checkbox"/>	001	007	012	040	057
---	---	-------------------------------------	-----	-----	-----	-----	-----

PÊNES TUBULAIRES RENFORCÉS | HEAVY-DUTY LATCHES

8720-60	Passage pour béquille Passage for lever <input type="checkbox"/> 7mm	2 3/8"	\$72.00	\$72.00	\$82.00	\$72.00	\$72.00
8720-70		2 3/4"	72.00	72.00	82.00	72.00	72.00

PÊNES TUBULAIRES RENFORCÉS | HEAVY-DUTY LATCHES

8820-60	Passage pour béquille Passage for lever <input type="checkbox"/> 8mm	2 3/8"	72.00	72.00	82.00	72.00	72.00
8820-70		2 3/4"	72.00	72.00	82.00	72.00	72.00

GÂCHE POUR PÊNES TUBULAIRES RENFORCÉS | STRIKES FOR HEAVY-DUTY LATCHES

8905	Gâche pour pêne renforcé Strike for heavy duty latch	pour / for 8720 / 8820	10.00	10.00	14.00	10.00	10.00
------	---------------------------------------------------------	---------------------------	-------	-------	-------	-------	-------



95c

SERRURES ET PIÈCES | LOCKS AND PARTS

BÂTIMENT SERRURES ET PIÈCES | BUILDING LOCKS AND PARTS || SECTION 6

95c

FINIS | FINISHES

<b>001</b> Laiton poli verni Polished lacquered brass	<b>007</b> Noir Black	<b>009</b> Rouille Rust	<b>012</b> Étain Pewter	<b>056</b> Laiton patiné satiné Satin antique brass
----------------------------------------------------------	--------------------------	----------------------------	----------------------------	--------------------------------------------------------

#	DESCRIPTION	SPECIFICATION	001	007	009	012	056
GÂCHES POUR BOITIERS DE SERRURE (P95A)   STRIKES FOR MORTISE LOCKS (P95A)							
8911-44	Ensemble tête, gâche et pièces pour boîtier de serrure Strike, face plate and parts kit for mortise lock	Pour épaisseur de 1 3/4" For 1 3/4" thickness	\$80.00	\$55.00	\$60.00	\$60.00	\$80.00
8911-50		Pour épaisseur de 2 1/4" For 2 1/4" thickness	105.00	95.00	100.00	100.00	105.00
8911-60		Pour épaisseur de 2 1/2" For 2 1/4" thickness	115.00	105.00	110.00	110.00	115.00
8910	Gâche pour boîtier de serrure Strike for mortise lock	Pour épaisseur de 1 3/4" For 1 3/4" thickness	45.00	25.00	30.00	30.00	45.00
8911	Gâche pour boîtier de serrure Strike for mortise locks	Pour épaisseur de 2" à 2 1/4" For 2" to 2 1/4" thickness	70.00	65.00	70.00	70.00	70.00
8912	Gâche pour boîtier de serrure Strike for mortise locks	Pour épaisseur de 2 1/2" et plus For 2 1/2" thickness and more	80.00	75.00	80.00	80.00	80.00
8901	Gâche en "T" "T" Strike	Pour pènes tubulaires For tubular latches	14.00	12.00	12.00	12.00	14.00
8902	Gâche en "D" "D" Strike	Pour pènes tubulaires For tubular latches	14.00	12.00	12.00	12.00	14.00
8903	Gâche pour pêne de condamnation Privacy bolt strike	pour / for 8930	14.00	12.00	12.00	12.00	14.00
8550	Tête pour boîtiers de serrure Face plate for mortise lock	Pour serrures à mortaise For mortise locks	35.00	30.00	30.00	30.00	40.00
8900	Tête de pêne Latch face plate	-	14.00	12.00	12.00	12.00	14.00


#	DESCRIPTION	F	L x L   L x W	001	007	009	012	056
1306-33	Platine et bouton de condamnation Locking knob and back plate	Privé Privacy	bouton / knob 1 7/16 x 1/2" platine / rosette 1 3/4 x 1 1/16"	\$64.00	\$35.00	\$42.00	\$42.00	\$48.00
1306-34	Platine de décondamnation Emergency back plate	Privé Privacy	2 x 13/16"	64.00	31.00	33.00	33.00	48.00
2833	Rehausse de cylindre pour <b>Bouvet Classique</b> Spacer ring for cylinder	-	1/8"	-	13.00	13.00	13.00	-
4811-2	Collet de cylindre pour <b>LaForge</b>	-	1/16"	-	13.00	13.00	13.00	-
4811-7	Collar for <b>LaForge</b> cylinder	-	5/16"	-	20.00	20.00	20.00	-

CYLINDRES ET PÊNES DORMANTS | CYLINDERS AND DEADBOLTS  
 BÂTIMENT SERRURES ET PIÈCES | BUILDING LOCKS AND PARTS || SECTION 6

96A


BOUTON   TURNPIECE	CORPS   BODY	LAITON / BRASS	NICKEL
001 Laiton poli verni   Polished lacquered brass		101	-
007 Noir   Black		-	407
009 Rouille   Rust		-	409
012 Étain   Pewter		-	412
056 Laiton patiné satiné   Satin antique brass		156	-

FONCTION | FUNCTION

 Écartement  
Backset

#	DESCRIPTION	ÉPAISSEUR DE PORTE DOOR THICKNESS	LONGUEUR LENGTH	001	007	009	012	056
0026-22	Cylindre pour mortaise Mortise cylinder	-	7/8"	\$70.00	\$62.00	\$65.00	\$65.00	\$70.00
0026-25		1 3/4"	1"	70.00	62.00	65.00	65.00	70.00
0026-28		2"	1 1/8"	70.00	62.00	65.00	65.00	70.00
0026-32		2 1/4"	1 1/4"	70.00	62.00	65.00	65.00	70.00
0026-35		2 1/2"	1 3/8"	105.00	95.00	98.00	98.00	105.00
0026-38		2 3/4"	1 1/2"	105.00	95.00	98.00	98.00	105.00
0026-44		3"	1 3/4"	115.00	105.00	110.00	110.00	115.00

#	DESCRIPTION	LONGUEUR LENGTH	101	407	409	412	156
8112-31	Demi cylindre profilé à bouton Half Euro profile cylinder with turn piece	1 1/4"	\$124.00	\$104.00	\$109.00	\$109.00	\$117.00
8112-36		1 7/16"	128.00	108.00	113.00	113.00	121.00
8112-41		1 5/8"	132.00	112.00	117.00	117.00	125.00

#	DESCRIPTION		001	007	009	012
8301-60	Pêne dormant	2 3/8"	-	\$182.00	\$191.00	\$191.00
8301-70	Deadbolt	2 3/4"	-	182.00	191.00	191.00
8302-60	Pêne dormant	2 3/8"	-	182.00	191.00	191.00
8302-70	Deadbolt	2 3/4"	-	182.00	191.00	191.00
8940-60	Kit de mécanisme pour pêne dormant	2 3/8"	-	100.00	115.00	115.00
8940-70	Tubular bolt mechanism kit	2 3/4"	-	100.00	115.00	115.00

TOUS NOS CYLINDRES ONT DES  
CHEMINS DE CLÉS DE TYPE  
SCHLAGE  
ALL OUR CYLINDERS HAVE SCHLAGE  
KEY-WAY

BLANC DE CLÉ | KEY BLANC

0026-999	Pour cylindres 0026 - For 0026 cylinders	6.00
----------	------------------------------------------	------

TIGES D'EXTENSION | TAIL PIECE

TAIL-44	Pour porte de 1 3/4" / For 1 3/4" thick door	10.00
TAIL-54	Pour porte de 2 1/4" / For 2 1/4" thick door	15.00



96B

LISTE DE PRIX | PRICE LIST

CYLINDRES ET PÊNES DORMANTS | CYLINDERS AND DEADBOLTS  
 BÂTIMENT SERRURES ET PIÈCES | BUILDING LOCKS AND PARTS || SECTION 6

96B

BOUTON   TURNPIECE	CORPS   BODY	LAITON / BRASS	NICKEL
001 Laiton poli verni   Polished lacquered brass		101	-
007 Noir   Black		-	407
009 Rouille   Rust		-	409
012 Étain   Pewter		-	412
056 Laiton patiné satiné   Satin antique brass		156	-

#	DESCRIPTION	LONGUEUR LENGTH	001	044
8330C-30	Demi cylindre profilé Half Euro profile cylinder	1 3/16"	\$78.00	\$78.00
8330C-40		1 9/16"	-	82.00
8330C-42		1 5/8"	-	86.00
8310C-60	Double cylindre profilé Double Euro profile cylinder	2 3/8"	95.00	95.00
8310C-70		2 3/4"	97.00	97.00
8310C-80		3 1/16"	-	108.00

#	DESCRIPTION	LONGUEUR LENGTH	101	407	412	409	156
8353C-60	Cylindre profilé à bouton Euro profile cylinder with turn piece	2 3/8"	\$156.00	\$136.00	\$141.00	\$141.00	\$149.00
8353C-65		2 9/16"	156.00	136.00	141.00	141.00	149.00
8353C-70		2 3/4"	182.00	162.00	167.00	167.00	175.00
8353C-80		3 1/16"	-	164.00	168.00	168.00	-
8353C-90		3 9/16"	-	172.00	176.00	176.00	-
8353C-100		3 15/16"	-	194.00	198.00	198.00	-
8353C-110		4 5/16"	-	204.00	208.00	208.00	-
8353C-120		4 3/4"	-	224.00	228.00	228.00	-
8353C-3040	Cylindre Euro dissymétrique à bouton Asymmetrical profile cylinder with turn piece	2 3/4"	-	162.00	167.00	167.00	-

#	DESCRIPTION	044
15965	Cylindre pour serrures multipoints Cylinder for multipoint locks	\$35.00

#	DESCRIPTION	\$
229	Changement de combinaison Keyed alike modification	10.00

TOUS NOS CYLINDRES ONT DES CHEMINS DE CLÉS DE TYPE SCHLAGE  
 ALL OUR CYLINDERS HAVE SCHLAGE KEY-WAY

## PIÈCES | PARTS

## BÂTIMENT SERRURES ET PIÈCES | BUILDING LOCKS AND PARTS || SECTION 6

#	DESCRIPTION	CARRÉ SQUARE	ÉPAISSEUR DE PORTE DOOR THICKNESS	LONGUEUR LENGTH	\$
ARRÊTS FIXES   DUMMY PLATES					
4940-00	Arrêt de carré rond Round full dummy plate	7 mm	-	-	5.00
4940-00-25	Axe et arrêt fixe rond Round single dummy plate	7 mm	-	25 mm	9.00
4940-43	Arrêt de carré rectangulaire Rectangular full dummy plate	7 mm	-	-	6.00
4940-43-25	Axe et arrêt fixe rectangulaire 25mm LG Rectangular single dummy plate	7 mm	-	25 mm	15.00
4948-43	Arrêt de carré rectangulaire Rectangular full dummy plate	8 mm	-	-	8.00

## AXES | SPINDLES

4960-80	Axe fendu Straight spindle	7 mm	1 3/8"	82 mm	8.00
4960-90		7 mm	1 3/4"	90 mm	8.00
4960-106		7 mm	2 1/4"	106 mm	10.00
4960-116		7 mm	2 1/2"	116 mm	11.00
4960-126		7 mm	2 3/4"	126 mm	12.00
4968-85		Axe fendu Straight spindle	8 mm	1 3/8"	85 mm
4968-96	8 mm		1 3/4"	96 mm	9.00
4968-108	8 mm		2 1/4"	108 mm	10.00
4968-116	8 mm		2 1/2"	116 mm	11.00
4968-126	8 mm		2 3/4"	126 mm	12.00

## LAFORGE AXES TOURNANTS | SWIVEL SPINDLES

4965-85	Axe tournant / Swivel spindle <b>LaForge</b> pour ens.privé / for privacy set <b>8913 / 8923</b>	7 mm	1 3/8"	85 mm	21.00
4965-90		7 mm	1 3/4"	90 mm	21.00
4965-106		7 mm	2 1/4"	106 mm	23.00

## PIÈCES | PARTS

## BÂTIMENT SERRURES ET PIÈCES | BUILDING LOCKS AND PARTS || SECTION 6

## FINIS | FINISHES

<b>001</b> Laiton poli verni Polished lacquered brass	<b>007</b> Noir Black	<b>009</b> Rouille Rust	<b>012</b> Étain Pewter	<b>056</b> Laiton patiné satiné Satin antique brass
----------------------------------------------------------	--------------------------	----------------------------	----------------------------	--------------------------------------------------------

#	DESCRIPTION	CARRÉ SQUARE	ÉPAISSEUR DE PORTE DOOR THICKNESS	LONGUEUR LENGTH	\$
AXES TOURNANTS   SWIVEL SPINDLES					
4966-85	Axe tournant pour boîtier de serrure Swivel spindle for mortise lock for / pour 0560/0660	7 mm	1 3/8"	85 mm	23.00
4966-90		7 mm	1 3/4"	90 mm	23.00
4966-106		7 mm	2 1/4"	106 mm	25.00
4969-100	Axe tournant pour boîtier de serrure -Béquille-béquille Swivel spindle for mortise lock - Lever - lever for / pour 8560	8 mm	1 3/8"	100 mm	25.00
4969-112		8 mm	1 3/4"	112 mm	26.00
4969-125		8 mm	2 3/4"	125 mm	27.00

## DEMI AXES | STRAIGHT HALF SPINDLE

4555-55	Demi axe pour ensemble à clenche Straight half spindle for entrance sets pour boîtier de serrure / for mortise lock 0555/0655	7 mm	1 3/4"	55 mm	21.00
4555-62		7 mm	2 1/4"	62 mm	23.00
4555-65		7 mm	2 1/2"	65 mm	25.00
4555-69		7 mm	2 3/4"	69 mm	27.00

#	DESCRIPTION	Φ	\$
---	-------------	---	----

## DIVERS | MISCELLANEOUS

7754-14X18	Rondelle de teflon / Teflon ring	14 mm	1.50
7754-16X20	Rondelle de teflon / Teflon ring <b>LaForge</b>	16 mm	1.50
7741-14X20	Rondelle de plastique blanc / White plastic ring	int:14 mm / ext: 20 mm	1.50
3600-M13	Circlip pour béquille sur plaque / C-clip for lever handle on escutcheon	-	1.50
9596-90	Vis pointeau / Allen screw	6 mm	2.50
9597-00	Cié Allen / Allen key	-	2.50

#	DESCRIPTION	CARRÉ SQUARE	LONGUEUR LENGTH	\$
---	-------------	-----------------	--------------------	----

## DIVERS | MISCELLANEOUS

0067-011	Fourreau Sleeve	6 à / to 7 mm	1"	6.00
0078-011		7 à / to 8 mm	1"	6.00

#	DESCRIPTION	001	007	009	012	056
---	-------------	-----	-----	-----	-----	-----

## VISSERIE | SCREWS

4970	Relieur ( <i>Préciser l'épaisseur de porte</i> ) Sex bolt ( <i>Specify door thickness</i> )	\$8.00	\$7.00	\$7.00	\$7.00	\$8.00
7720-4X16	Vis à bois tête ovale Wood screw oval head 4 mm × 16 mm	0.75	0.75	0.75	0.75	0.75

LISTE DE PRIX | PRICE LIST

ROSACES, SONNETTES ET CLOUS | ROSETTES, DOOR BELLS AND NAILS

BÂTIMENT ACCESSOIRES | BUILDING ACCESSORIES || SECTION 7

99

FINIS | FINISHES

<b>001</b> Laiton poli verni Polished lacquered brass	<b>007</b> Noir Black	<b>009</b> Rouille Rust	<b>012</b> Étain Pewter	<b>056</b> Laiton patiné satiné Satin antique brass
----------------------------------------------------------	--------------------------	----------------------------	----------------------------	--------------------------------------------------------

#	DESCRIPTION	L × L   L × W	Ø	001	007	009	012	056
1303-31	Rosace de passage Passage rosette	2 3/16 × 1 1/8"	-	\$46.00	\$17.00	-	\$30.00	\$33.00
1303-32	Rosace trou de clé Key hole rosette	2 3/16 × 1 1/8"	-	46.00	17.00	-	30.00	33.00
1305-31	Rosace de passage Passage rosette	2 3/4 × 1 11/16"	-	37.00	17.00	\$23.00	23.00	32.00
1305-35	Rosace cylindre Euro Profile cylinder rosette	2 3/4 × 1 11/16"	-	47.00	18.00	24.00	24.00	44.00
1305-39	Rosace et bouton de sonnette Rosette and bell button	2 3/4 × 1 11/16"	-	56.00	35.00	41.00	41.00	53.00
4120-31	Rosace de passage Passage rosette	5 11/16 × 1 9/16"	-	191.00	92.00	-	119.00	162.00
4120-39	Rosace et bouton de sonnette Rosette and bell button	5 11/16 × 1 9/16"	-	200.00	110.00	-	137.00	171.00
4960-31	Rosace de passage Passage rosette	1 7/8 × 2 1/2"	-	-	31.00	-	43.00	-
4970-31	Rosace de passage Passage rosette	-	1 7/8"	-	26.00	-	32.00	-
4970-35	Rosace cylindre Euro Profile cylinder rosette	-	1 7/8"	-	26.00	-	32.00	-
4405-15	Clou ornemental Decorative nail	5/8 × 5/8"	-	-	12.00	-	14.00	-
4405-20		13/16 × 13/16"	-	-	13.00	-	15.00	-
4405-25		1 × 1"	-	-	14.00	-	16.00	-
4405-30		1 3/16 × 1 3/16"	-	-	15.00	-	18.00	-



LISTE DE PRIX | PRICE LIST

BOUTONS SUR PLATINE | KNOBS ON BACK PLATE

BÂTIMENT ACCESSOIRES | BUILDING ACCESSORIES || SECTION 7

100

FINIS | FINISHES

<b>001</b> Laiton poli verni Polished lacquered brass	<b>007</b> Noir Black	<b>009</b> Rouille Rust	<b>012</b> Étain Pewter	<b>056</b> Laiton patiné satiné Satin antique brass
<b>022</b> Étain martelé Hammered pewter	<b>023</b> Laiton antique martelé Hammered antique brass		<b>027</b> Noir martelé Hammered black	<b>029</b> Rouille martelé Hammered rust

#	L x L   L x W	Φ	001	007	009	012	056
4000-43	3 1/16 x 1 1/4"	-	-	\$46.00	-	\$68.00	-
4020-43	3 1/16 x 1 1/4"	-	-	46.00	-	68.00	-
4043-43	-	2 3/8"	\$338.00	142.00	\$145.00	145.00	\$299.00
4070-43	3 9/16 x 1 1/4"	-	-	105.00	127.00	127.00	-
4100-43	3 3/8 x 1 1/4"	-	209.00	96.00	-	113.00	154.00
4110-43	3 3/4 x 1 1/4"	-	153.00	52.00	-	65.00	103.00
4120-43	2 11/16 x 1 9/16"	-	328.00	182.00	-	231.00	240.00
4140-43	3 9/16 x 1 1/4"	-	145.00	91.00	-	108.00	182.00
4300-43	3 1/4 x 1 1/4"	-	-	-	-	130.00	-
6607-43	3 1/2 x 1"	-	-	73.00	-	90.00	-

IRON AGE

#	L x L   L x W	Φ	022	023	027	029
4495-43	3 1/16 x 1 3/8"	-	\$64.00	\$159.00	\$64.00	\$64.00

PIÈCE | PART

#	DESCRIPTION	\$
4940-00-25	Axe et arrêt fixe rond 25mm Round single dummy plate	\$9.00

## POIGNÉES ENCASTRÉES ET DIVERS | FLUSH PULLS AND MISCELLANEOUS

## BÂTIMENT ACCESSOIRES | BUILDING ACCESSORIES || SECTION 7

101

## FINIS | FINISHES

<b>000</b> Chrome	<b>001</b> Laiton poli verni Polished lacquered brass	<b>007</b> Noir Black	<b>009</b> Rouille Rust	<b>012</b> Étain Pewter	<b>034</b> Bronze huilé Oil rubbed bronze	<b>040</b> Chrome satiné Satin chrome
<b>044</b> Nickel satiné Satin nickel	<b>056</b> Laiton patiné satiné Satin antique brass	<b>057</b> Laiton antique Antique brass				

#	DESCRIPTION	L x L   L x W	001	007	009	012	056		
3250	Poignée encastrée Flush pull	6 1/2 x 2 1/4"	\$74.00	\$49.00	\$57.00	\$57.00	\$68.00		
#	DESCRIPTION	L x L   L x W	000	001	007	034	040	044	057
1019	Poignée encastrée Flush pull	4 3/4 x 1 9/16"	-	\$31.00	-	-	\$31.00	-	-
4007	Fermeture de fenêtre Window lock	2 3/8 x 1 3/16"	\$32.00	32.00	\$32.00	\$32.00	32.00	\$32.00	\$32.00
4014	Levier de fenêtre Window lift handle	1 9/16 x 1 9/16"	10.00	10.00	-	10.00	-	10.00	-
4230	Tirette de porte coulissante Edge pull	3 15/16 x 13/16"	23.00	23.00	23.00	23.00	23.00	23.00	23.00
4345	Bille ajustable Adjustable ball catch	1 9/16 x 13/16"	-	23.00	-	-	23.00	-	-
4347	Bille ajustable Adjustable ball catch	2 3/16 x 1"	25.00	25.00	25.00	25.00	25.00	25.00	25.00
4442	Condamnation pour porte coulissante Sliding door bolt	3 1/16 x 13/16"	22.00	22.00	22.00	22.00	22.00	22.00	22.00
596-60	Poignée encastrée Flush pull	2 3/8 x 2 3/8"	-	-	-	-	61.00	-	-

ARRÊTS DE PORTES ET FENTE À LETTRE | DOOR STOPPERS AND LETTER SLOT

BÂTIMENT ACCESSOIRES | BUILDING ACCESSORIES || SECTION 7

102


FINIS | FINISHES

<b>000</b> Chrome	<b>001</b> Laiton poli verni Polished lacquered brass	<b>007</b> Noir Black	<b>009</b> Rouille Rust	<b>012</b> Étain Pewter	<b>034</b> Bronze huilé Oil rubbed bronze	<b>040</b> Chrome satiné Satin chrome
-------------------	----------------------------------------------------------	--------------------------	----------------------------	----------------------------	----------------------------------------------	------------------------------------------

<b>044</b> Nickel satiné Satin nickel	<b>056</b> Laiton patiné satiné Satin antique brass	<b>057</b> Laiton antique Antique brass
------------------------------------------	--------------------------------------------------------	--------------------------------------------

FONCTION | FUNCTION

 Diamètre  
Diameter

#	DESCRIPTION		001	007	009	012	056
3501	Butoir de plinthe Wall door stopper	1 1/8"	\$123.00	\$105.00	-	\$105.00	\$112.00
3502	Butoir de plancher Floor door stopper	1 1/8" base: 1 3/16"	119.00	59.00	-	67.00	113.00
3503	Butoir de plinthe Wall door stopper	5/8" base: 1 3/16"	-	23.00	\$29.00	29.00	-
3504	Butoir de plancher Floor door stopper	1 7/16"	-	37.00	43.00	43.00	-

#	DESCRIPTION	L × L   L × W	000	001	007	034	040	044	057
4661	Butoir de plinthe Wall door stopper	5/8" base: 1 3/16"	\$19.00	\$19.00	-	\$19.00	\$19.00	\$19.00	\$19.00
4436	Butoir de plancher Floor door stopper	2 × 1 3/4"	17.00	17.00	\$17.00	17.00	17.00	17.00	17.00

#	DESCRIPTION	L × L   L × W	007	012
1800-330	Fente à lettres Letter slot	13 × 2 3/8"	\$163.00	\$202.00

## POIGNÉES À TIRER | DOOR PULLS

BÂTIMENT ACCESSOIRES | BUILDING ACCESSORIES || SECTION 7

103

## FINIS | FINISHES

<b>007</b> Noir Black	<b>009</b> Rouille Rust	<b>012</b> Étain Pewter
--------------------------	----------------------------	----------------------------

## FONCTION | FUNCTION

<b>cc</b> Dimension centre à centre Center to center measurement	<b>P</b> Projection
---------------------------------------------------------------------	---------------------

#	L × L   L × W	P	cc	007	009	012
0035-250	9 7/8 × 9/16"	2 3/4"	7 1/16"	\$247.00	\$347.00	\$347.00
0036-250	9 7/8 × 9/16"	2 3/4"	7 1/16"	266.00	-	292.00
0038-200	7 7/8 × 9/16"	2 1/2"	7 1/16"	235.00	-	305.00
1225-290	11 7/16 × 13/16"	2 3/4"	8 1/2"	327.00	-	414.00
3210-300	13 3/16 × 11/16"	2 1/2"	11 13/16"	183.00	191.00	191.00
3211-300	13 3/16 × 11/16"	2 1/2"	11 13/16"	183.00	191.00	191.00
3212-300	14 3/8 × 3/4"	2 3/4"	11 13/16"	183.00	191.00	191.00
3213-300	14 5/16 × 1 3/8"	3 3/16"	11 13/16"	226.00	261.00	261.00
399	montage dos à dos		back to back mounting	40.00	40.00	40.00

**POIGNÉES À TIRER | DOOR PULLS**

**BÂTIMENT ACCESSOIRES | BUILDING ACCESSORIES || SECTION 7**

104

**FINIS | FINISHES**

<b>001</b> Laiton poli verni Polished lacquered brass	<b>007</b> Noir Black	<b>009</b> Rouille Rust	<b>012</b> Étain Pewter	<b>056</b> Laiton patiné satiné Satin antique brass
<b>022</b> Étain martelé Hammered pewter	<b>027</b> Noir martelé Hammered black	<b>029</b> Rouille martelé Hammered rust		

**FONCTION | FUNCTION**

<b>cc</b> Dimension centre à centre Center to center measurement	<b>P</b> Projection
---------------------------------------------------------------------	---------------------

#	L × L   L × W	P	cc	001	007	009	012	056
0040-120	4 3/4 × 3/8"		4 3/8"	-	\$99.00	-	\$116.00	-
0040-200	8 1/4 × 9/16"		7 7/8"	-	139.00	-	154.00	-
0040-250	10 1/2 × 9/16"		9 7/8"	-	152.00	-	167.00	-
1226-140	6 × 3/8"		4 7/8"	-	81.00	-	90.00	-
1226-160	6 5/16 × 3/8"		5 1/2"	-	97.00	-	101.00	-
1226-180	7 1/16 × 3/8"		6"	-	106.00	-	116.00	-
1226-220	8 11/16 × 9/16"		7 1/8"	-	147.00	-	156.00	-
1226-290	11 7/16 × 9/16"		9 7/8"	-	155.00	-	172.00	-
1229-300	11 13/16 × 13/16"		-	-	444.00	-	488.00	-
1229-400	15 3/4 × 13/16"		-	-	461.00	-	513.00	-
1231-205	8 1/16 × 3/8"		5 7/8"	-	141.00	-	158.00	-
3301-154	6 7/8 × 2 5/8"	3/8"	6"	\$350.00	132.00	\$158.00	158.00	\$194.00
3302-154	7 1/2 × 7/8"	3 1/4"	6"	-	218.00	-	262.00	-
3303-154	6 3/4 × 1 1/4"	3"	6"	-	227.00	275.00	275.00	-
3304-154	7 × 7/8"	2 5/8"	6"	-	138.0	-	174.00	-
399	montage dos à dos	back to back mounting		40.00	40.00	40.00	40.00	40.00

**IRON AGE**

#	L × L   L × W	cc	022	027	029
1227-140	6 11/16 × 1 1/16"	5 1/2"	\$167.00	\$145.00	\$167.00
1227-180	8 7/8 × 1 7/16"	7 1/16"	176.00	155.00	176.00

VERROUS DE SURFACE ET À ENCASTRER | SURFACE AND FLUSH BOLTS

BÂTIMENT ACCESSOIRES | BUILDING ACCESSORIES || SECTION 7

FINIS | FINISHES

<b>000</b> Chrome	<b>001</b> Laiton poli verni Polished lacquered brass	<b>007</b> Noir Black	<b>009</b> Rouille Rust	<b>012</b> Étain Pewter	<b>034</b> Bronze huilé Oil rubbed bronze	<b>040</b> Chrome satiné Satin chrome
<b>056</b> Laiton patiné satiné Satin antique brass	<b>057</b> Laiton antique Antique brass					

#	L × L   L × W	001	007	009	012	056
---	---------------	-----	-----	-----	-----	-----

VERROU DE SURFACE | SURFACE BOLT

1307-250	9 7/8 × 5/8"	-	\$158.00	-	\$202.00	-
1307-400	15 3/4 × 5/8"	-	202.00	-	271.00	-
2150	9 7/8 × 5/8"	\$431.00	127.00	\$156.00	156.00	\$431.00
3803-250	9 7/8 × 5/8"	-	194.00	-	233.00	-
3803-400	15 3/4 × 5/8"	-	207.00	-	249.00	-
4353	7 7/8 × 11/16"	90.00	106.00	-	-	-

#	L × L   L × W	000	001	007	034	040	057
---	---------------	-----	-----	-----	-----	-----	-----

VERROU À ENCASTRER | FLUSH BOLT

4262-100	4 × 13/16"	\$33.00	\$29.00	-	-	\$33.00	-
4262-150	6 × 13/16"	39.00	32.00	\$39.00	\$39.00	39.00	\$39.00

## MARTEAUX DE PORTE | DOOR KNOCKERS

BÂTIMENT ACCESSOIRES | BUILDING ACCESSORIES || SECTION 7

106


## FINIS | FINISHES

<b>007</b> Noir Black	<b>009</b> Rouille Rust	<b>012</b> Étain Pewter	<b>022</b> Étain martelé Hammered pewter	<b>027</b> Noir martelé Hammered black	<b>029</b> Rouille martelé Hammered rust
--------------------------	----------------------------	----------------------------	---------------------------------------------	-------------------------------------------	---------------------------------------------


## FONCTION | FUNCTION

 Diamètre  
Diameter


## CLASSIQUE | CLASSIC

#	L × L   L × W		007	009	012
1216-120	-	4 3/4"	\$249.00	-	\$323.00
1219	-	5 3/8"	532.00	\$658.00	658.00
1242-160	9 7/16 × 6 5/16"	-	436.00	-	643.00
1243	7 × 2 9/16"	-	376.00	490.00	490.00
2353-110	4 13/16 × 4 5/16"	-	211.00	238.00	238.00

## LAFORGE

#	L × L   L × W		007	012
2355	-	4 3/4"	\$260.00	\$292.00
2356	-	4 3/4"	260.00	292.00

## IRON AGE

#	L × L   L × W		022	027	029
2354	-	4 3/4"	\$492.00	\$446.00	\$492.00

## CROCHETS ET LOQUETS POUcier | HOOKS AND GATE LATCHES

107

## BÂTIMENT ACCESSOIRES | BUILDING ACCESSORIES || SECTION 7

## FINIS | FINISHES

<b>001</b> Laiton poli verni Polished lacquered brass	<b>007</b> Noir Black	<b>012</b> Étain Pewter	<b>056</b> Laiton patiné satiné Satin antique brass
----------------------------------------------------------	--------------------------	----------------------------	--------------------------------------------------------

#	DESCRIPTION	L × L   L × W	001	007	012	056
1228-320	Loquet poucier Gate latch	Pull: 9 7/8 × 1 9/16" Lock: 12 5/8 × 5"	-	\$602.00	\$866.00	-
1276-320	Loquet poucier Gate latch	Pull: 11 13/16 × 1 9/16" Lock: 12 5/8 × 5"	-	226.00	332.00	-
4017	Crochet Hook	3 1/16 × 15/16"	-	23.00	36.00	-
4018	Crochet Hook	2 13/16 × 1 1/4"	\$21.00	13.00	15.00	\$21.00
4420-105	Porte manteau Costume hook	4 1/8 × 1 3/4"	-	98.00	118.00	-
4420-220		8 11/16 × 1 3/4"	-	109.00	131.00	-

SUPPORTS À TABLETTES, TARGETTES ET JUDAS  
SHELF SUPPORTS, SASH LOCKS AND SPEAKEASY

108

#	DESCRIPTION	L × L   L × W	001	007	012	056
1286	Judas Speakeasy	4 1/8 × 5 1/8"	\$994.00	\$504.00	\$656.00	\$764.00
4410-A120	Support à tablette Shelf support	4 3/4 × 9/16"	-	66.00	94.00	-
4410-A145		5 11/16 × 9/16"	-	-	97.00	-
4410-A200		7 7/8 × 9/16"	-	-	101.00	-
4410-C155		6 1/2 × 9/16"	-	81.00	114.00	-
4415-679		Targette Sash lock	5 1/2 × 2 1/2"	-	68.00	95.00
4415-680	4 5/16 × 2 3/16"		-	68.00	95.00	-
4415-682	3 15/16 × 2 9/16"		-	68.00	95.00	-
4415-690	3 15/16 × 2 3/16"		218.00	68.00	95.00	182.00
4415-1305	6 1/2 × 2 11/16"		-	68.00	95.00	-

## PLAQUES DE POUSSÉE | PUSH PLATES

BÂTIMENT ACCESSOIRES | BUILDING ACCESSORIES || SECTION 7

109

## FINIS | FINISHES

<b>001</b> Laiton poli verni Polished lacquered brass	<b>007</b> Noir Black	<b>009</b> Rouille Rust	<b>012</b> Étain Pewter	<b>056</b> Laiton patiné satiné Satin antique brass
----------------------------------------------------------	--------------------------	----------------------------	----------------------------	--------------------------------------------------------

## CLASSIQUE | CLASSIC

#	L x L   L x W	001	007	009	012	056
1207-20	10 1/4 x 2 3/8"	\$112.00	\$67.00	\$74.00	\$74.00	\$103.00
1208-20	10 5/8 x 2 3/4"	139.00	77.00	-	80.00	112.00
1209-20	10 7/16 x 2 3/4"	-	70.00	-	78.00	-

## LAFORGE

#	L x L   L x W	007	012
1250-20	9 1/4 x 2 9/16"	\$46.00	\$50.00
1251-20	9 5/16 x 2 9/16"	46.00	50.00

## PLAQUES DE POUSSÉE | PUSH PLATES

BÂTIMENT ACCESSOIRES | BUILDING ACCESSORIES || SECTION 7

110

## FINIS | FINISHES

<b>001</b> Laiton poli verni Polished lacquered brass	<b>007</b> Noir Black	<b>009</b> Rouille Rust	<b>012</b> Étain Pewter	<b>056</b> Laiton patiné satiné Satin antique brass
<b>022</b> Étain martelé Hammered pewter	<b>023</b> Laiton antique martelé Hammered antique brass	<b>027</b> Noir martelé Hammered black		

#	L x L   L x W	001	007	009	012	056
1107-20	16 5/16 x 2 3/8"	-	\$108.00	\$134.00	\$134.00	-
1108-20	17 1/2 x 2 3/4"	\$256.00	169.00	-	198.00	\$218.00

## LAFORGE

#	L x L   L x W	007	012
1130-20	16 15/16 x 3"	\$184.00	\$208.00
1131-20	16 15/16 x 3"	184.00	208.00

## IRON AGE

#	L x L   L x W	022	023	027
1103-20	18 x 2 11/16"	\$178.00	-	\$162.00
1107-20	16 5/16 x 2 3/8"	178.00	\$298.00	162.00

**CRÉMONES | CREMONE BOLTS**

**BÂTIMENT ACCESSOIRES | BUILDING ACCESSORIES || SECTION 7**

**FINIS | FINISHES**

<b>007</b> Noir Black	<b>009</b> Rouille Rust	<b>012</b> Étain Pewter	<b>057</b> Laiton antique Antique brass
--------------------------	----------------------------	----------------------------	--------------------------------------------

#	NOTE	L x L   L x W	007	009	012	057
---	------	---------------	-----	-----	-----	-----

GRANDE CRÉMONE SANS TIGE | LARGE CREMONE W/O ROD

4557-000	Bouton standard Standard knob	Boitier / Case 5 7/8 x 1 9/16"	\$210.00	\$225.00	\$217.00	\$217.00
----------	----------------------------------	-----------------------------------	----------	----------	----------	----------

GRANDE CRÉMONE À CLÉ SANS TIGE | LARGE KEYED CREMONE W/O ROD

4557-155	Bouton standard Standard knob	Boitier / Case 5 7/8 x 1 9/16"	492.00	498.00	496.00	496.00
----------	----------------------------------	-----------------------------------	--------	--------	--------	--------

TIGE DE CRÉMONE POUR MODÈLE 4557 | CREMONE ROD FOR 4557

4557-130	-	51 3/16 x 5/8"	72.00	72.00	90.00	133.00
4557-200	-	78 3/4 x 5/8"	113.00	117.00	142.00	219.00

CRÉMONE STANDARD SANS TIGE | STANDARD CREMONE W/O ROD

4559-000	Bouton standard Standard knob	Boitier / Case 5 7/8 x 1 9/16"	146.00	230.00	201.00	201.00
4559-4000	Bouton 4000 Knob*		229.00	-	240.00	-
4559-4020	Bouton 4020 Knob*		233.00	-	244.00	-
4559-4043	Bouton 4043 Knob*		308.00	-	358.00	-
4559-4070	Bouton 4070 Knob*		272.00	-	323.00	-
4559-4100	Bouton 4100 Knob*		262.00	-	304.00	-
4559-4110	Bouton 4110 Knob*		238.00	-	268.00	-
4559-4120	Bouton 4120 Knob*		244.00	-	279.00	-
4559-4140	Bouton 4140 Knob*		262.00	-	304.00	-
4559-4300	Bouton 4300 Knob*		-	-	370.00	-
4559-6607	Bouton 6607 Knob*		249.00	-	284.00	-
4559-4495	Bouton 4495 Knob*		249.00	-	284.00	-

\*Pour voir les boutons disponibles,  
voir P100 de la section 7 Bâtiment Accessoires

\*To see available knobs,  
see P100 of Building Accessories section 7



LISTE DE PRIX | PRICE LIST

CRÉMONES | CREMONE BOLTS

BÂTIMENT ACCESSOIRES | BUILDING ACCESSORIES || SECTION 7

111B

FINIS | FINISHES

<b>001</b> Laiton poli verni Polished lacquered brass	<b>007</b> Noir Black	<b>009</b> Rouille Rust	<b>012</b> Étain Pewter	<b>056</b> Laiton patiné satiné Satin antique brass	<b>057</b> Laiton antique Antique brass
----------------------------------------------------------	--------------------------	----------------------------	----------------------------	--------------------------------------------------------	--------------------------------------------

#	NOTE	L x L   L x W	007	009	012	057
---	------	---------------	-----	-----	-----	-----

FAUSSE CRÉMONE POUR OSCILLO BATTANT SANS TIGE | FALSE CREMONE FOR "TILT AND TURN" SYSTEMS W/O ROD

4559-101	Bouton standard Standard knob	Boitier / Case 5 1/8 x 1 1/2"	\$146.00	\$230.00	\$201.00	\$201.00
4559-101L	Béquille Languedoc Languedoc Lever	Boitier / Case 5 1/8 x 1 1/2"	232.00	253.00	223.00	223.00

TIGE DE CRÉMONE POUR MODÈLE 4559 | CREMONE ROD FOR 4559

4559-130	-	51 3/16 x 5/8"	44.00	48.00	52.00	99.00
4559-200	-	78 3/4 x 5/8"	51.00	51.00	62.00	133.00

#	DESCRIPTION	L x L   L x W	001	007	009	012	057
8250-01	Gâche plate Mortise strike for cremone	2 x 1"	\$24.00	\$13.00	\$15.00	\$15.00	\$24.00
8250-02	Gâche équerre Angle strike for cremone	2 x 1"	24.00	18.00	21.00	21.00	24.00
8250-03	Gâche universelle Universal strike for cremone	2 x 2"	24.00	18.00	21.00	21.00	24.00

#	DESCRIPTION	L x L   L x W	F	007	012	056
1356-43	Poignée pour oscillo battant Handle for "tilt and turn" systems	5 1/2"	Oscillo battant Tilt and turn	\$136.00	\$150.00	\$211.00
4232-180	Poignée pivotante pour porte coulissante Lift and slide handle	Plaque / Back plate 6 7/8 x 1 1/4" Béquille / Lever 9 1/16 x 1 1/4"	Ens. poignée simple sans percement (sans mécanisme) Single handle trim set w/o holes (w/o mechanism)	312.00	328.00	-
4232-185			Ens. poignée simple avec percement cylindre Euro (sans mécanisme) Single handle trim set for profile cylinder (w/o mechanism)	312.00	328.00	-

GUIDES POUR CRÉMONES | GUIDES FOR CREMONE BOLTS

#	DESCRIPTION	007	009	012	057
4557-01	Guide central / Central guide	\$22.00	\$26.00	\$26.00	\$26.00
4557-02	Guide extrémité / Extremity guide	18.00	20.00	20.00	20.00
4557-03	Gâche / Strike	18.00	20.00	20.00	20.00
4559-01	Guide central / Central guide	20.00	24.00	24.00	24.00
4559-02	Guide extrémité / Extremity guide	15.00	18.00	18.00	18.00
4559-03	Gâche / Strike	15.00	18.00	18.00	18.00

**PAUMELLES | H-SHAPE HINGES**

**BÂTIMENT ACCESSOIRES | BUILDING ACCESSORIES || SECTION 7**

**FINIS | FINISHES**








<b>000</b> Chrome	<b>001</b> Laiton poli verni Polished lacquered brass	<b>007</b> Noir Black	<b>009</b> Rouille Rust	<b>012</b> Étain Pewter	<b>040</b> Chrome satiné Satin chrome	<b>057</b> Laiton antique Antique brass
-------------------	----------------------------------------------------------	--------------------------	----------------------------	----------------------------	------------------------------------------	--------------------------------------------


**LAMES | LEAVES**

 Lame : Bout rond Leaf: Round corner	 Lame : Bout carré Leaf: Square corner
--------------------------------------------------------------------------------------------------------------------------	----------------------------------------------------------------------------------------------------------------------------

**FONCTION | FUNCTION**

 Gauche/droite Left/right
---------------------------------------------------------------------------------------------------------------

#	DESCRIPTION	L x L   L x W	LAME   LEAF	001	007	009	012	057
1488-080	Paumelles H Shape hinges ◀▶	3 1/16 x 1 3/4"		-	\$19.00	\$21.00	\$22.00	-
1488-C080		3 1/16 x 1 3/4"		\$41.00	-	-	-	\$45.00
1488-110		4 5/16 x 2 3/16"		-	20.00	23.00	24.00	-
1488-C110		4 5/16 x 2 3/16"		45.00	28.00	-	34.00	52.00
1488-140		5 1/2 x 2 3/8"		-	25.00	29.00	32.00	-
1488-C140		5 1/2 x 2 3/8"		61.00	36.00	-	45.00	67.00
1488-LT140		5 1/2 x 3 1/16"		99.00	29.00	32.00	37.00	-

#	DESCRIPTION	L x L   L x W	LAME   LEAF	000	001	040
6488-080	Paumelles H Shape hinges ◀▶	3 1/16 x 1 3/4"		\$37.00	\$30.00	\$40.00
6488-110		4 5/16 x 2 3/16"		42.00	35.00	45.00
6488-140		5 1/2 x 2 3/8"		56.00	48.00	58.00



**CHARNIÈRES | HINGES**

113

**BÂTIMENT ACCESSOIRES | BUILDING ACCESSORIES || SECTION 7**

**FINIS | FINISHES**

<b>000</b> Chrome	<b>001</b> Laiton poli verni Polished lacquered brass	<b>007</b> Noir Black	<b>009</b> Rouille Rust	<b>012</b> Étain Pewter	<b>032</b> Étain patiné Antique pewter	<b>034</b> Bronze huilé Oil rubbed bronze
<b>040</b> Chrome satiné Satin chrome	<b>044</b> Nickel satiné Satin nickel	<b>057</b> Laiton antique Antique brass				
<b>BB</b>	<b>BT</b>	<b>ST</b>				
● Roulements à billes Ball bearings	Embouts ronds Ball tips	Embouts coniques Steeple tips				

#	L × L   L × W	BB	007	009	012
1079-303	3 × 3"	-	\$14.00	-	\$14.00
1079-353	3 1/2 × 3 1/2"	-	21.00	-	21.00
BB1079-404	4 × 4"	●	30.00	-	30.00
BT1079-303	3 × 3"	-	20.00	-	20.00
BT1079-353	3 1/2 × 3 1/2"	-	26.00	-	26.00
BTBB1079-404	4 × 4"	●	35.00	-	35.00
ST1079-303	3 × 3"	-	20.00	-	20.00
ST1079-353	3 1/2 × 3 1/2"	-	26.00	-	26.00
STBB1079-404	4 × 4"	●	35.00	-	35.00
4500-353	3 1/2 × 3 1/2"	-	36.00	-	38.00
4500-404	4 × 4"	-	41.00	-	45.00
4500-454	4 1/2 × 4 1/2"	-	46.00	-	49.00
BT4500-353	3 1/2 × 3 1/2"	-	56.00	\$64.00	64.00
BT4500-404	4 × 4"	-	63.00	70.00	70.00
BT4500-454	4 1/2 × 4 1/2"	-	67.00	73.00	73.00
ST4500-353	3 1/2 × 3 1/2"	-	64.00	68.00	68.00
ST4500-404	4 × 4"	-	67.00	73.00	73.00
ST4500-454	4 1/2 × 4 1/2"	-	73.00	77.00	77.00

#	L × L   L × W	BB	000	001	032	034	040	044	057
BB0991-303	3 × 3"	●	\$24.00	\$24.00	\$24.00	\$24.00	\$24.00	\$24.00	\$24.00
BB0991-353	3 1/2 × 3 1/2"	●	26.00	26.00	26.00	26.00	26.00	26.00	26.00
BB0991-404	4 × 4"	●	31.00	31.00	31.00	31.00	31.00	31.00	31.00
BTBB0991-303	3 × 3"	●	24.00	24.00	24.00	24.00	24.00	24.00	24.00
BTBB0991-353	3 1/2 × 3 1/2"	●	26.00	26.00	26.00	26.00	26.00	26.00	26.00
BTBB0991-404	4 × 4"	●	31.00	31.00	31.00	31.00	31.00	31.00	31.00
STBB0991-303	3 × 3"	●	24.00	24.00	24.00	24.00	24.00	24.00	24.00
STBB0991-353	3 1/2 × 3 1/2"	●	26.00	26.00	26.00	26.00	26.00	26.00	26.00
STBB0991-404	4 × 4"	●	31.00	31.00	31.00	31.00	31.00	31.00	31.00

ACCESSOIRES SALLE DE BAIN | BATH ACCESSORIES

BÂTIMENT | BUILDING || SECTION 8

117

FINIS | FINISHES

**007** Noir  
Black      **012** Étain  
Pewter

#	DESCRIPTION	L x L   L x W	⌀	007	012
6101-18		18"		\$186.00	\$207.00
6101-24	Porte serviette Towel bar	24"	Pole: 9/16"	190.00	212.00
6101-30		30"		194.00	216.00
6102	Porte serviette anneau Towel ring	-	6"	81.00	90.00
6103	Porte papier Tissue paper holder	3 3/4"	-	98.00	106.00
6104	Porte verre Tumbler holder	-	-	117.00	128.00
599-104	Verre seul pour 6104 Tumbler only for 6104			59.00	59.00
6105	Porte savon Soap dish	-	-	117.00	128.00
599-105	Savonnier seul pour 6105 Soap dish only for 6105			59.00	59.00
6106	Tablette de verre Glass shelf	24"	-	209.00	231.00
6107	Crochet seul Robe hook w/o rosette	2 3/4"	1 1/8"	31.00	34.00
6117	Crochet et rosace 1404 Hook with rosette 1404	-	-	63.00	74.00
6127	Crochet et rosace 1406 Hook with rosette 1406	-	-	48.00	54.00
6137	Crochet et rosace 1409 Hook with rosette 1409	-	-	63.00	74.00
6147	Crochet et rosace 1408 Hook with rosette 1408	-	-	63.00	74.00
1404-60		3 11/16 x 2 3/8"	-	32.00	40.00
1406-60	Rosace seule Rosette only	2 1/2 x 2 1/2"	-	18.00	20.00
1408-60		2 9/16 x 2 9/16"	-	32.00	40.00
1409-60		-	2 9/16"	32.00	40.00

ACCESSOIRES SALLE DE BAIN | BATH ACCESSORIES

BÂTIMENT | BUILDING || SECTION 8

118

FINIS | FINISHES

**007** Noir  
Black      **012** Étain  
Pewter

#	DESCRIPTION	L x L   L x W	Φ	007	012
6201-18		18"	Pole: 1/2"	\$244.00	\$246.00
6201-24	Porte serviette Towel bar	24"		251.00	252.00
6201-30		30"		255.00	263.00
6202	Porte serviette anneau Towel ring	-	6"	114.00	120.00
6203	Porte papier Tissue paper holder	3 1/2"	-	157.00	161.00
6204	Porte verre Tumbler holder	-	-	132.00	139.00
599-104	Verre seul pour 6204 Tumbler only for 6204			59.00	59.00
6205	Porte savon Soap dish	-	-	132.00	139.00
599-105	Savonnier seul pour 6205 Soap dish only for 6205			59.00	59.00
6206	Tablette de verre Glass shelf	24 x 5 1/16"	-	209.00	231.00
6207	Crochet seul Robe hook w/o rosette	2 3/4 x 1 1/8"	-	87.00	95.00
6217	Crochet et rosace 1404 Hook with rosette 1404	3 11/16 x 2 7/8"	-	118.00	134.00
6227	Crochet et rosace 1406 Hook with rosette 1406	2 1/2 x 2 1/2"	-	104.00	114.00
6237	Crochet et rosace 1409 Hook with rosette 1409	-	2 9/16"	118.00	134.00
6247	Crochet et rosace 1408 Hook with rosette 1408	2 9/16 x 2 9/16"	-	118.00	134.00
1404		3 11/16 x 2 7/8"	-	32.00	40.00
1406	Rosace seule Rosette only	2 1/2 x 2 1/2"	-	18.00	18.00
1408		2 9/16 x 2 9/16"	-	32.00	32.00
1409		-	2 9/16"	32.00	32.00