



2019 SOLID BRONZE PRICE LIST

TABLE OF CONTENTS

	Page
<u>IMPORTANT INFORMATION</u>	3
<u>UPCHARGES (THICK DOOR & OTHERS)</u>	4
<u>EXTERIOR HARDWARE:</u>	
THUMBLATCH x LEVER OR KNOB ENTRY SETS	5
THUMBLATCH x STRIKE-BAR LATCH ENTRY SETS	10
THUMBLATCH x THUMBLATCH ENTRY SETS	11
FIXED GRIP + DEADBOLT ENTRY SETS	17
LEVER OR KNOB ENTRY SETS (MORTISE & TUBULAR)	19
SECTIONAL LEVER OR KNOB DEADBOLT ENTRY SETS	24
DEADBOLTS ONLY	28
STRIKE-BAR LATCH ENTRY SETS	30
MULTIPOINT HARDWARE	31
SLIDING DOOR HARDWARE	35
<u>INTERIOR HARDWARE:</u>	
PASSAGE/ PRIVACY/ DUMMY SETS	37
PETITE SERIES PASSAGE/ PRIVACY/ DUMMY SETS	48
PRIVACY MORTISE BOLTS	49
STRIKE-BAR LATCH PASSAGE/ PRIVACY/ DUMMY SETS	51
POCKET DOOR HARDWARE	52
SCREEN DOOR HARDWARE	53
DOOR/ APPLIANCE PULLS	54
PUSH PLATES	58
<u>ACCESSORIES:</u>	
DUMMY STRAPS & BRACES	59
STRAP HINGES	59
DOOR KNOCKERS	60
SURFACE & CANE BOLTS	61
CLAVOS	62
DOOR STOPS	63
WINDOW HARDWARE	64
HEAVY DUTY BUTT HINGES	65
SWITCH-PLATE COVERS	66
DOOR BELL BUTTONS	66
HOOK-AND-EYE	67
SPEAKEASY GRILLE	67
SHELF BRACKET	67
<u>KITCHEN & BATH:</u>	
CABINET KNOBS & PULLS	68
BATH HARDWARE	74
HOSPITALITY HARDWARE	77

THIS

PAGE

BLANK



2019 SOLID BRONZE PRICE LIST

NOTE:

- 1) **ALL PRICES LIST**
- 2) **ALL PRICES INCLUDE ALL NECESSARY LOCKS AND COMPONENTS**
- 3) **ALL SETS ARE PRICED BY CHOICE OF ESCUTCHEON**
- 4) **ALL LEVERS & KNOBS ARE PRICED THE SAME**
- 5) **ALL PATINAS (FINISHES) ARE PRICED THE SAME**
- 6) UPCHARGES FOR DOORS THICKER THAN 1.75": SEE UPCHARGES ON PAGE 2
- 7) DOORS LESS THAN 1.75" THICK? ESCUTCHEONS WHICH WILL WORK ARE NOTED
- 8) WE DO NOT KEY ALIKE BY DEFAULT. SEE UPCHARGES ON PAGE 2 FOR KEYED ALIKE
- 9) SEE GLOSSARY ON THIS PAGE FOR CODES
- 10) PRICES SUBJECT TO CHANGE AT ANY TIME
- 11) HR IS NOT RESPONSIBLE FOR TYPOGRAPHICAL ERRORS

SUMMARY TERMS OF SALE:

- 1) There is no minimum order. Hardware Renaissance reserves the right to refuse any order in whole or part.
- 2) Orders once placed and confirmed by Hardware Renaissance may not be changed or cancelled without the approval of Hardware Renaissance. Cancellations are subject to a 35% restocking fee.
- 3) LEAD TIMES are 6-8 weeks for standard products, and up to 12 weeks for custom.
We do not offer a rush option for bronze hardware. Contact us for details.
- 4) All sales are FOB Santa Fe NM USA. All orders will be shipped prepaid and added to the invoice.
- 5) Drop-shipment requests are subject to Hardware Renaissance's DROP SHIPMENT POLICY.
- 6) Returns are acceptable only for defects or errors for which Hardware Renaissance is responsible, and must be accompanied by an RGA requested in advance. All RGA's expire 60 days after issuance.
- 7) Returns of standard hardware, requested within 30 days of invoice date, are at the discretion of Hardware Renaissance and subject to a 35% restocking fee.
- 8) There are NO RETURNS on Multipoint & Sliding Door Hardware.
- 9) There are NO RETURNS on products with INLAY (Grande Manhattan, Scottsdale Royale, Amora Royale and Cayman Royale)
- 10) There are NO RETURNS on custom products.

GLOSSARY OF FUNCTIONS & LOCK TYPES:

FUNCTIONS:

EN	Entry (Keyed)
PT	Patio
FD	Full Dummy
SD	Single Dummy
AD	Active Dummy
PP	Passage
PR	Privacy

LOCK TYPES:

ML	Mortise Lock
MD	Mortise Deadbolt
DB	Tubular Deadbolt
SC	Single Cylinder
DC	Double Cylinder
TL	Tubular Latch
PMB	Privacy Mortise Bolt

UPCHARGES (ALL UPCHARGES ARE NET)

THICK DOOR UPCHARGES:

(If your door is in between, choose the next higher door thickness)

Door Thickness	Mortise Lock Sets	Mortise Deadbolt Set (Strike-bar latch)	Tubular Deadbolt Sets
1.75"	NONE	NONE	NONE
2"	\$ 20.00	NONE	NONE
2.25"	\$ 26.00	\$ 10.00	\$ 6.00
2.5"	\$ 46.00	\$ 32.00	\$ 6.00
2.75"	\$ 50.00	\$ 32.00	\$ 6.00
3"	\$ 56.00	\$ 38.00	\$ 6.00
3.25"	\$ 56.00	\$ 38.00	\$ 6.00
3.5"	\$ 60.00	\$ 42.00	\$ 6.00
3.75"	\$ 60.00	\$ 42.00	\$ 8.00
4"	\$ 64.00	\$ 46.00	\$ 8.00
4.25"	\$ 64.00	\$ 46.00	\$ 8.00

UPCHARGES FOR EXTENDED T-STRIKES AND FOR FULL LIP STRIKES

(NOTE: WE SUPPLY T-STRIKES STANDARD)

UPCHARGES FOR EXTENDED T-STRIKES

(If your door is in between, choose the next higher thickness)

Door Thickness	T-Strike Size	NET per set
1.75"	1 1/4"	NONE
2"	1 1/4"	NONE
2.25"	1 1/2"	\$ 9.00
2.5"	1 1/2"	\$ 9.00
2.75"	1 3/4"	\$ 10.00
3"	1 3/4"	\$ 10.00
3.25"	2"	\$ 10.50
3.5"	2"	\$ 10.50
3.75"	2.5"	\$ 11.00
4"	2.5"	\$ 11.00

UPCHARGES FOR FULL LIP STRIKES

Door Thickness	FLS Size	NET per set
1.75"	1 3/16"	\$ 4.50
2"	1 3/16"	\$ 4.50
2.25"	1 1/2"	\$ 8.50
2.5"	1 1/2"	\$ 8.50
2.75"	1 3/4"	\$ 10
3"	1 3/4"	\$ 10
3.25"	2"	\$ 11
3.5"	2"	\$ 11

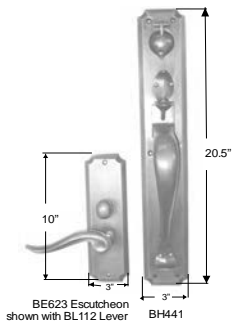
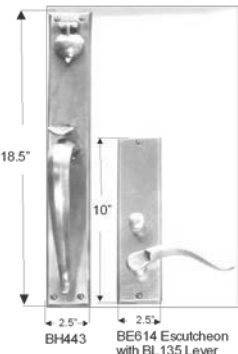

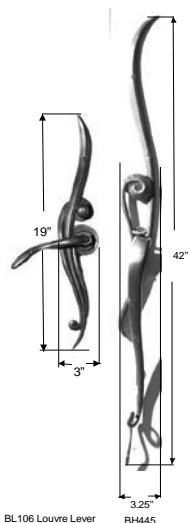
(Not available for doors over 3.5" thick)

UPCHARGES FOR KEYED ALIKE


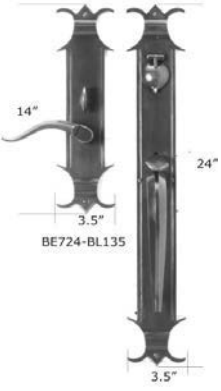


(NOTE: WE DO NOT KEY ALIKE UNLESS SPECIFIED)




No. of Cylinders	Key Alike charge TOTAL NET	No. of Keys provided	Extra keys NET per key
2	\$ 8.00	4	\$ 4.00
3	\$ 12.00	4	
4	\$ 15.00	4	
5	\$ 16.00	4	
6	\$ 20.00	4	
7	\$ 24.00	4	
8	\$ 28.00	4	
9	\$ 32.00	4	
10	\$ 36.00	4	
11	\$ 40.00	4	

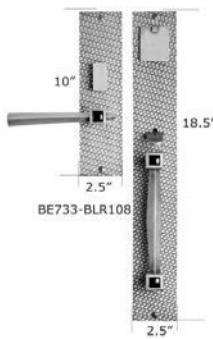



**HARDWARE RENAISSANCE
PRICE LIST EFFECTIVE 2019**

CODE EXTERIOR	CODE INTERIOR	FUNCTION	LIST PRICE
BRONZE THUMBLATCH X LEVER OR KNOB MORTISE LOCK SETS			
BH441 NORMANDY	BE623  <p>BE623 Escutcheon shown with BL112 Lever BH441</p>	EN-ML FD	2,202 1,532
BH443 VERONA	BE614  <p>BH443 BE614 Escutcheon with BL135 Lever</p>	EN-ML FD	1,992 1,342
BH444 MANHATTAN	BE614  <p>BH444 Manhattan BE614-BL132</p>	EN-ML FD	1,992 1,342
BH445 LOUVRE	BL106  <p>BL106 Louvre Lever BH445</p>	EN-ML FD	3,668 3,090

HARDWARE RENAISSANCE PRICE LIST EFFECTIVE 2019			
CODE EXTERIOR	CODE INTERIOR		FUNCTION LIST PRICE
BH446 MILAN (w/ angled "floating" grip)	BE614	<p style="text-align: center;">BE614 Escutcheon with BL137 Lever</p>	EN-ML FD 1,992 1,342
BH447 SKEWED CORNER	BE643	<p style="text-align: center;">BE643 Escutcheon with BL131 Lever</p>	EN-ML FD 1,992 1,342
BH448 MILAN II (w/ right-angle connected grip)	BE676	<p style="text-align: center;">BE676-BL137</p> <p style="text-align: center;">BH448 Milan II</p>	EN-ML FD 1,992 1,342
BH449 TRIBECA	BE658	<p style="text-align: center;">BE658-BL132</p> <p style="text-align: center;">BH449 Tribeca</p>	EN-ML FD 2,418 1,712

HARDWARE RENAISSANCE PRICE LIST EFFECTIVE 2019			
CODE EXTERIOR	CODE INTERIOR	FUNCTION	LIST PRICE
BH450 ARCH	BE633  BH450 Arch	EN-ML FD	2,202 1,532
BH455 CHATEAU	BE724  BH455 Chateau	EN-ML FD	2,512 1,776
BH456 FLEUR DE LIS	BE742  BH456 Fleur de Lis	EN-ML FD	2,512 1,776
BHG461 GRANDE MANHATTAN (w/ BLG132 Lever only) Specify trim/inlay patinas (MG/NW is shown)	BEG614  BHG461 Grande Manhattan (w/textured bronze inlay)	EN-ML FD	2,442 1,728

HARDWARE RENAISSANCE PRICE LIST EFFECTIVE 2019			
CODE EXTERIOR	CODE INTERIOR		FUNCTION LIST PRICE
BH461 MANHATTAN (NO inlay)	BE614	NO PHOTO	EN-ML FD 1,992 1,342
BHR462 SCOTTSDALE ROYALE (w/ BLR141 Lever only) Specify Turquoise, Green Opal, or Red Jade Combination	BER614	 <p>BER614-BLR141</p> <p>BHR462 Scottsdale Royale (w/optional semi-precious stone inlay)</p>	EN-ML FD 2,636 1,866
BH462 SCOTTSDALE (NO inlay)	BE614	NO PHOTO	EN-ML FD 1,992 1,342
BHR464 CAYMAN ROYALE Specify Crysocola or Red Jade Inlay SINGLE PATINA standard (Dual patina as shown is upcharged)	BER727	 <p>BER727-BL131</p> <p>BHR464 Cayman Royale (w/optional semi-precious stone inlay)</p>	EN-ML FD 2,876 2,244
BH464 CAYMAN (NO inlay)	BE727	NO PHOTO	EN-ML FD 2,442 1,728
BH465 AMALFI	BE730	 <p>BE730-BL161</p> <p>BH465 Amalfi</p>	EN-ML FD 2,442 1,728

HARDWARE RENAISSANCE PRICE LIST EFFECTIVE 2019			
CODE EXTERIOR	CODE INTERIOR	FUNCTION	LIST PRICE
BHR466 AMORA ROYALE (w/ BLR108 Lever only) Specify Black Jade or Panther Jasper Inlay	BE733  BHR466 Amora Royale (w/optional semi-precious stone inlay)	EN-ML FD	2,876 2,244
BH466 AMORA (NO inlay)	BE733 NO PHOTO	EN-ML FD	2,442 1,728
BH467 CANYON	BE736  BH467 Canyon	EN-ML FD	2,442 1,728
BH468 GRECO	BE739  BH468 Greco	EN-ML FD	2,072 1,396
BH451 EL SECRETO	BE723  BH451 El Secreto	EN-ML FD	1,992 1,342

**HARDWARE RENAISSANCE
PRICE LIST EFFECTIVE 2019**

CODE
EXTERIOR

CODE
INTERIOR

FUNCTION

LIST
PRICE


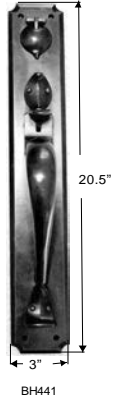
BRONZE THUMBLATCH X STRIKE-BAR LATCH ENTRY SETS:

(These unique sets use Accurate 9503 Mortise Deadlock)

BS503 available with BL135 lever (shown) & BL101 lever
Not available for reverse handed doors

BH441
NORMANDY

BS503




EN-MD
FD

2,398
1,998

BH443
VERONA





BS503



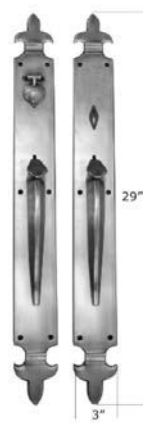






EN-MD
FD

2,198
1,848

**HARDWARE RENAISSANCE
PRICE LIST EFFECTIVE 2019**

CODE EXTERIOR	CODE INTERIOR	FUNCTION	LIST PRICE
BRONZE THUMBLATCH MORTISE LOCK SETS:			
BH441 NORMANDY	BH441  BH441 Normandy	EN-ML FD	2,624 1,974
BH443 VERONA	BH443  BH443 Verona	EN-ML FD	2,442 1,780
BH444 MANHATTAN	BH444  BH444 Manhattan	EN-ML FD	2,442 1,780
BH445 LOUVRE	BH445  BH-445-KD BH-445-TB	EN-ML FD	4,295 3,588






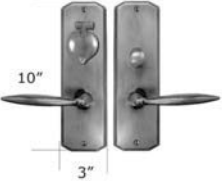
HARDWARE RENAISSANCE PRICE LIST EFFECTIVE 2019			
CODE EXTERIOR	CODE INTERIOR	FUNCTION	LIST PRICE
BH450 ARCH	BH450  BH450 Arch	EN-ML FD	2,624 1,974
BH455 CHATEAU	BH455  BH455 Chateau	EN-ML FD	2,808 2,104
BH456 FLEUR DE LIS	BH456  BH456 Fleur de Lis	EN-ML FD	2,808 2,104
BHG461 GRANDE MANHATTAN Specify trim/inlay patinas (MG/NW is shown)	BHG461  BHG461 Grande Manhattan (w/textured bronze inlay)	EN-ML FD	2,728 2,046







HARDWARE RENAISSANCE PRICE LIST EFFECTIVE 2019			FUNCTION	LIST PRICE
CODE EXTERIOR	CODE INTERIOR			
BH461 MANHATTAN	BH461	NO PHOTO	EN-ML FD	2,442 1,780
BHR462 SCOTTSDALE ROYALE (w/ semi precious stone inlay) Specify Turquoise, Green Opal, or Red Jade Combination	BHR462	 <p>BHR462 Scottsdale Royale (w/optional semi-precious stone inlay)</p>	EN-ML FD	2,918 2,276
BH462 SCOTTSDALE (no inlay)	BH462	NO PHOTO	EN-ML FD	2,442 1,780
BHR464 CAYMAN ROYALE (w/ semi precious stone inlay) Specify Crysocola or Red Jade Inlay SINGLE PATINA standard (Dual patina as shown is upcharged)	BHR464	 <p>BHR464 Cayman Royale (w/optional semi-precious stone inlay)</p>	EN-ML FD	3,204 2,540
BH464 CAYMAN (no inlay)	BH464	NO PHOTO	EN-ML FD	2,728 2,046
BH465 AMALFI	BH465	 <p>BH465 Amalfi</p>	EN-ML FD	2,728 2,046

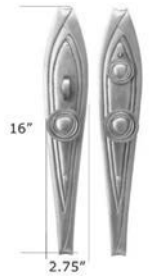
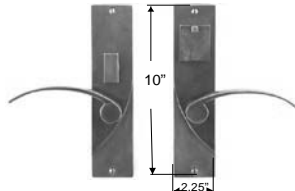



**HARDWARE RENAISSANCE
PRICE LIST EFFECTIVE 2019**






CODE EXTERIOR	CODE INTERIOR	FUNCTION	LIST PRICE
BH451 EL SECRETO	<div data-bbox="548 239 737 646" data-label="Image"> <p data-bbox="548 394 591 415">18.5"</p> <p data-bbox="607 590 639 611">2.5"</p> <p data-bbox="597 625 727 646">BH451 El Secreto</p> </div>	EN-ML FD	2,442 1,780

HARDWARE RENAISSANCE PRICE LIST EFFECTIVE 2019			
CODE EXTERIOR	CODE INTERIOR		FUNCTION LIST PRICE
BP754L-AP-20 SCOTTSDALE 20" PULL with BE687-BE688 deadbolt	BP754L-AP-20	<p>BE688 BE687</p> <p>3" 2.5"</p> <p>20" 15" 1"</p> <p>BP754L-AP-20 Scottsdale (2" projection)</p>	EN-DB-SC EN-DB-DC FD 1,167 1,221 856
BPR754L-AP-16 SCOTTSDALE ROYALE 16" PULL with BER638-BER637 deadbolt Specify Turquoise, Green Opal, or Red Jade Combination	BPR754L-AP-16	<p>BER638 BER637</p> <p>4.5" 2.5"</p> <p>1 1/8"</p> <p>16" 12"</p> <p>BPR754AP-16 Scottsdale Royale (2" projection)</p>	EN-DB-SC EN-DB-DC FD 1,444 1,499 976
BP772AP-18 PRESCOTT 18" PULL with BE687-BE688 deadbolt	BP772AP-18	<p>BE688 BE687</p> <p>3" 2.5"</p> <p>18" 16 7/8" 1"</p> <p>BP772AP-18 Prescott (2" projection)</p>	EN-DB-SC EN-DB-DC FD 1,167 1,221 856

HARDWARE RENAISSANCE PRICE LIST EFFECTIVE 2019			
CODE EXTERIOR	CODE INTERIOR	FUNCTION	LIST PRICE
BRONZE LEVER/ KNOB MORTISE LOCK & DEADBOLT/ TUBULAR LATCH SETS:			
BE613 3" x 10" RECTANGULAR (LARGE BEVEL)	BE613	 <p>BE613 Rectangular Esc. shown w/BL110</p>	EN-ML 1,331 PT-ML 1,252 EN-DB-SC 909 EN-DB-DC 1,012 PT-DB 893 FD 544
BE614 2.5" x 10" CONTEMPORARY BEVELED	BE614	 <p>BE614 Beveled (shown w/BL132)</p>	EN-ML 1,331 PT-ML 1,252 EN-DB-SC 909 EN-DB-DC 1,012 PT-DB 893 FD 544
BE623 3" x 10" NOTCHED	BE623	 <p>BE623 Notched Corner Esc. shown w/BL103</p>	EN-ML 1,331 PT-ML 1,252 EN-DB-SC 909 EN-DB-DC 1,012 PT-DB 893 FD 544
BE627 2.5" x 10" STEP	BE627	 <p>BE627 Step (shown w/BL132)</p>	EN-ML 1,331 PT-ML 1,252 EN-DB-SC 909 EN-DB-DC 1,012 PT-DB 893 FD 544
BE633 3" x 10" ARCH	BE633	 <p>BE633 Arch Esc. shown w/BL101</p>	EN-ML 1,331 PT-ML 1,252 EN-DB-SC 909 EN-DB-DC 1,012 PT-DB 893 FD 544
BE643 3" x 10" SKEWED CORNER	BE643	 <p>BE643 Skewed Corner (shown w/BL122)</p>	EN-ML 1,331 PT-ML 1,252 EN-DB-SC 909 EN-DB-DC 1,012 PT-DB 893 FD 544

HARDWARE RENAISSANCE PRICE LIST EFFECTIVE 2019			
CODE EXTERIOR	CODE INTERIOR	FUNCTION	LIST PRICE
BE653 3.5" x 12" CHEVRON	BE653	 BE653 Chevrone (shown w/BL107)	EN-ML 1,556 PT-ML 1,478 EN-DB-SC 1,179 EN-DB-DC 1,238 PT-DB 1,118 FD 730
BE658 2.5" x 12" TRIBECA	BE658	 BE658 Tribeca Esc. shown w/BL132	EN-ML 1,556 PT-ML 1,478 EN-DB-SC 1,179 EN-DB-DC 1,238 PT-DB 1,118 FD 730
BE669 2.5" x 10" REVERSE STEP	BE669	 BE669 Reverse Step (shown w/BL145)	EN-ML 1,331 PT-ML 1,252 EN-DB-SC 909 EN-DB-DC 1,012 PT-DB 893 FD 544
BE676 2.5" x 10" STRAIGHT EDGE	BE676	 BE676 Straight Edge (shown w/BL145)	EN-ML 1,331 PT-ML 1,252 EN-DB-SC 909 EN-DB-DC 1,012 PT-DB 893 FD 544
BE677 2.5" x 12" STRAIGHT EDGE	BE677	 BE677 Straight Edge (shown w/BL108)	EN-ML 1,394 PT-ML 1,283 EN-DB-SC 943 EN-DB-DC 1,044 PT-DB 924 FD 575
BE691L 3" x 10" ROSETTE Available Upside Down configuration only	BE691L	 BE691L Rosette w/BL103)	EN-ML 1,394 PT-ML 1,283 EN-DB-SC 943 EN-DB-DC 1,044 PT-DB 924 FD 575






HARDWARE RENAISSANCE PRICE LIST EFFECTIVE 2019			
CODE EXTERIOR	CODE INTERIOR	FUNCTION	LIST PRICE
BE692 ART DECO OVAL	BE692	EN-ML PT-ML FD	1,712 1,634 940
 <p>16" 2.75" BE692 Art Deco w/BK201</p>			
BE696 2.25" x 10" ART	BE696 NOUVEAU II	EN-ML PT-ML EN-DB-SC EN-DB-DC PT-DB FD	1,331 1,252 909 1,012 893 544
 <p>10" 2.25" BE696 Art Nouveau II Esc. shown w/BL102</p>			
BL106 LOUVRE	BL106 Will not work with pre-bored doors	EN-ML PT-ML FD	2,326 2,265 1,588
 <p>18.5" 3" BL106 Louvre</p>			
BE723 EL SECRETO	BE723	EN-ML PT-ML EN-DB-SC EN-DB-DC PT-DB FD	1,331 1,252 909 1,012 893 544
 <p>10" 2.5" El Secreto BE723-BL155</p>			
BE724 CHATEAU	BE724	EN-ML PT-ML FD	1,556 1,478 730
 <p>14" 3.5" Chateau BE724-BL135</p>			




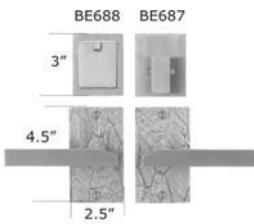
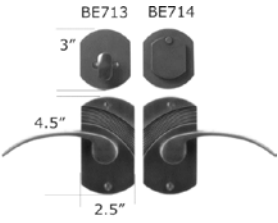
HARDWARE RENAISSANCE PRICE LIST EFFECTIVE 2019			
CODE EXTERIOR	CODE INTERIOR	FUNCTION	LIST PRICE
BE742 FLEUR DE LIS	BE742	 <p>Fleur de Lis BE742-BL146</p>	EN-ML 1,556 PT-ML 1,478 EN-DB-SC 1,136 EN-DB-DC 1,239 PT-DB 1,119 FD 730
BEG614 GRANDE MANHATTAN (w/ textured bronze inlay) (w/ BLG132 Lever only) Specify trim/inlay patinas (MG/NW is shown)	BEG614	 <p>Grande Manhattan w/bronze inlay BEG614-BLG132</p>	EN-ML 1,556 PT-ML 1,478 FD 730
BER614 SCOTTSDALE ROYALE (w/ semi-precious stone inlay) (w/ BLR141 Lever only) Specify Turquoise, Green Opal, or Red Jade Combination	BER614	 <p>Scottsdale Royale w/optional semi-precious stone inlay BER614-BLR141</p>	EN-ML 1,712 PT-ML 1,634 FD 940
BER727 CAYMAN ROYALE (w/ semi-precious stone inlay) Specify Crysocola or Red Jade Inlay SINGLE PATINA standard (Dual patina as shown is upcharged)	BER727	 <p>Cayman Royale w/optional semi-precious stone inlay BER727-BL131</p>	EN-ML 1,712 PT-ML 1,634 FD 940
BE727 CAYMAN (NO inlay)	BE727	NO PHOTO	EN-ML 1,556 PT-ML 1,478 FD 730
BE730 AMALFI	BE730	 <p>Amalfi BE730-BL161</p>	EN-ML 1,556 PT-ML 1,478 FD 730









**HARDWARE RENAISSANCE
PRICE LIST EFFECTIVE 2019**










CODE EXTERIOR	CODE INTERIOR			FUNCTION	LIST PRICE
BRONZE SECTIONAL LEVER/ KNOB DEADBOLT ENTRY SETS:					
BE603	BE603	3" Round with BE683-BE684	<p>BE683 BE684 3" 3" BE603 Round</p>	EN-DB-SC EN-DB-DC EN-MD PT-DB FD	807 861 965 677 390
BE611	BE611	2.5" x 4.5" Rectangular with BE685-BE686	<p>BE685 BE686 3.5" 4.5" 2.5" BE611 Rectangular</p>	EN-DB-SC EN-DB-DC EN-MD PT-DB FD	807 861 965 677 390
BE618	BE618	2.5" x 4.5" Contemporary Beveled with BE637-BE638	<p>BE637 BE638 4.5" 4.5" 2.5" BE618 Contemporary Beveled</p>	EN-DB-SC EN-DB-DC EN-MD PT-DB FD	807 861 965 677 390
BE621	BE621	2.5" x 4.5" Notched with BE689S-BE690S	<p>BE690S BE689S 2.5" 4.5" 2.5" BE621 Notched Corner</p>	EN-DB-SC EN-DB-DC EN-MD PT-DB FD	807 861 965 677 390
BE625	BE625	3 1/8" x 3 1/8" Step with BE639-BE640	<p>BE639 BE640 3 1/8" 3 1/8" 3 1/8" BE625 Step</p>	EN-DB-SC EN-DB-DC EN-MD PT-DB FD	807 861 965 677 390
BE631	BE631	2.5" x 4.5" Arch with BE663-BE664	<p>BE664 BE663 4.5" 2.5" 4.5" 2.5" BE631 Arch</p>	EN-DB-SC EN-DB-DC EN-MD PT-DB FD	807 861 965 677 390




HARDWARE RENAISSANCE PRICE LIST EFFECTIVE 2019				
CODE EXTERIOR	CODE INTERIOR		FUNCTION	LIST PRICE
BE641	BE641	2.5" x 4.5" Skewed Corner with BE635-BE636		EN-DB-SC 807 EN-DB-DC 861 EN-MD 965 PT-DB 677 FD 390
BE651	BE651	2.5" x 4.5" Art Deco Chevron with BE711-BE712		EN-DB-SC 909 EN-DB-DC 970 EN-MD 1,067 PT-DB 785 FD 480
BE657	BE657	2.5" x 4.5" Tribeca with BE687-BE688		EN-DB-SC 884 EN-DB-DC 938 EN-MD 1,042 PT-DB 754 FD 480
BE667	BE667	3" x 3" Reverse Step with BE751-BE752		EN-DB-SC 807 EN-DB-DC 861 EN-MD 965 PT-DB 677 FD 390
BE675	BE675	2.5" x 4.5" Straight Edge with BE687-BE688		EN-DB-SC 807 EN-DB-DC 861 EN-MD 965 PT-DB 677 FD 390
BE682	BE682	3" x 3" Square with BE751-BE752		EN-DB-SC 807 EN-DB-DC 861 EN-MD 965 PT-DB 677 FD 390

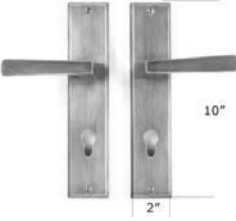





HARDWARE RENAISSANCE PRICE LIST EFFECTIVE 2019				
CODE EXTERIOR	CODE INTERIOR		FUNCTION	LIST PRICE
BE691S	BE691S	2.5" x 6" Rosette with BE689SC-BE690SC	 <p>BE690SC BE689SC</p> <p>2.5"</p> <p>6"</p> <p>2.5"</p> <p>BE691S Rosette</p>	EN-DB-SC 824 EN-DB-DC 878 EN-MD 982 PT-DB 694 FD 410
BL104	BL104	2.5" x 8" Art Nouveau with BE645-BE646 Will not work with pre-bored doors	 <p>BE645 BE646</p> <p>2 5/8"</p> <p>8"</p> <p>2.5"</p> <p>BL104 Art Nouveau</p>	EN-DB-SC 1,115 EN-DB-DC 1,176 EN-MD 1,273 PT-DB 991 FD 680
BE618 (w/BLR141 Lever only)	BE618	2.5" x 4.5" Scottsdale Royale (w/ semi-precious stone inlay) with BER638-BER637	 <p>BER638 BER637</p> <p>4.5"</p> <p>4.5"</p> <p>2.5"</p> <p>Scottsdale Royale w/semi-precious stone inlay BE618-BLR141</p>	EN-DB-SC 1,178 EN-DB-DC 1,233 EN-MD 1,336 PT-DB 966 FD 615
Specify Turquoise, Green Opal, or Red Jade Combination				
BE618 (w/BLG132 Lever only)	BE618	2.5" x 4.5" Grande Manhattan (w/ bronze inlay) with BEG638-BEG637	 <p>BEG638 BEG637</p> <p>4.5"</p> <p>4.5"</p> <p>2.5"</p> <p>Grande Manhattan w/bronze inlay BE618-BLG132</p>	EN-DB-SC 959 EN-DB-DC 1,014 EN-MD 1,117 PT-DB 802 FD 500
Specify trim/inlay patinas (MG/NW is shown)				
BE721	BE721	2.5" x 4.5" El Secreto with BE753-BE754	 <p>BE754 BE753</p> <p>2.75"</p> <p>4.5"</p> <p>2.5"</p> <p>El Secreto BE721-BL155</p>	EN-DB-SC 807 EN-DB-DC 861 EN-MD 965 PT-DB 677 FD 390

HARDWARE RENAISSANCE PRICE LIST EFFECTIVE 2019					
CODE EXTERIOR	CODE INTERIOR			FUNCTION	LIST PRICE
BER726	BER726	2 5/8" x 4.5" Cayman Royale (w/ semi-precious stone inlay) with BE717-BE718	 <p>BE718 BE717</p> <p>3"</p> <p>4.5"</p> <p>2 5/8"</p> <p>Cayman Royale w/optional semi-precious stone inlay BER726-BL131</p>	EN-DB-SC EN-DB-DC EN-MD PT-DB FD	1,021 1,075 1,179 891 615
		Specify Crysocola or Red Jade Inlay			
		SINGLE PATINA standard (Dual patina as shown is upcharged)			
BE726	BE726	2.5" x 4.5" Cayman (NO inlay) with BE717-BE718	NO PHOTO	EN-DB-SC EN-DB-DC EN-MD PT-DB FD	960 1,014 1,118 830 554
BE729	BE729	2.5" x 4.5" Amalfi with BE687-BE688	 <p>BE688 BE687</p> <p>3"</p> <p>4.5"</p> <p>2.5"</p> <p>Amalfi BE729-BL161</p>	EN-DB-SC EN-DB-DC EN-MD PT-DB FD	960 1,014 1,118 830 554
BE732	BE732	2.5" x 4.5" Amora Royale (w/ semi-precious stone inlay) with BE687-BE688	 <p>BE688 BE687</p> <p>3"</p> <p>4.5"</p> <p>2.5"</p> <p>Amora Royale w/optional semi-precious stone inlay BE732-BLR108</p>	EN-DB-SC EN-DB-DC EN-MD PT-DB FD	1,021 1,075 1,179 891 615
		Specify Black Jade or Panther Jasper Inlay			
BE732	BE732	2.5" x 4.5" Amora (NO inlay) with BE687-BE688	NO PHOTO	EN-DB-SC EN-DB-DC EN-MD PT-DB FD	960 1,014 1,118 830 554
BE735	BE735	2.5" x 4.5" Canyon with BE687-BE688	 <p>BE688 BE687</p> <p>3"</p> <p>4.5"</p> <p>2.5"</p> <p>Canyon BE735-BL162</p>	EN-DB-SC EN-DB-DC EN-MD PT-DB FD	960 1,014 1,118 830 554
BE738	BE738	2.5" x 4.5" Greco with BE713-BE714	 <p>BE713 BE714</p> <p>3"</p> <p>4.5"</p> <p>2.5"</p> <p>Greco BE738-BL124</p>	EN-DB-SC EN-DB-DC EN-MD PT-DB FD	824 878 982 694 410







HARDWARE RENAISSANCE PRICE LIST EFFECTIVE 2019				
CODE EXTERIOR	CODE INTERIOR		FUNCTION	LIST PRICE
BRONZE DEADBOLTS:				
BE636 BE636 BE636	BE635 BE636 BE635 BE635	2.5" x 4.5" Skewed Corner		EN-DB-SC 311 EN-DB-DC 365 PT-DB 181 EN-MD 469
BE638 BE638 BE638	BE637 BE638 BE637 BE637	2.5" x 4.5" Contemporary Beveled		EN-DB-SC 311 EN-DB-DC 365 PT-DB 181 EN-MD 469
BEG638 BEG638 BEG638	BEG637 BEG638 BEG637 BEG637	2.5" x 4.5" Grande Manhattan (w/bronze inlay)		EN-DB-SC 365 EN-DB-DC 420 PT-DB 208 EN-MD 523
BER638 BER638 BER638	BER637 BER638 BER637 BER637	2.5" x 4.5" Scottsdale Royale (w/ semi-precious stone inlay)		EN-DB-SC 468 EN-DB-DC 523 PT-DB 256 EN-MD 626
		Specify Dark Rotile, Red Jade, or Green Opal Inlay		
BE640 BE640 BE640	BE639 BE640 BE639 BE639	3 1/8" x 3 1/8" Step		EN-DB-SC 311 EN-DB-DC 365 PT-DB 181 EN-MD 469
BE646 BE646 BE646	BE645 BE646 BE645 BE645	2 5/8" Round Art Nouveau		EN-DB-SC 336 EN-DB-DC 397 PT-DB 212 EN-MD 494
BE664 BE664 BE664	BE663 BE664 BE663 BE663	2.5" x 4.5" Arch		EN-DB-SC 311 EN-DB-DC 365 PT-DB 181 EN-MD 469
BE684 BE684 BE684	BE683 BE684 BE683 BE683	3" Round		EN-DB-SC 311 EN-DB-DC 365 PT-DB 181 EN-MD 469
BE686 BE686 BE686	BE685 BE686 BE685 BE685	2.5" x 3.5" Beveled		EN-DB-SC 311 EN-DB-DC 365 PT-DB 181 EN-MD 469







HARDWARE RENAISSANCE PRICE LIST EFFECTIVE 2019					
CODE EXTERIOR	CODE INTERIOR			FUNCTION	LIST PRICE
BE688 BE688 BE688	BE687 BE688 BE687 BE687	2.5" x 3" Straight Edge		EN-DB-SC EN-DB-DC PT-DB EN-MD	311 365 181 469
BE690S BE690S BE690S	BE689S BE690S BE689S BE689S	2.5" x 2.5" Notched Corner		EN-DB-SC EN-DB-DC PT-DB EN-MD	311 365 181 469
BE690 BE690 BE690	BE689 BE690 BE689 BE689	2.5" x 4.5" Notched Corner		EN-DB-SC EN-DB-DC PT-DB EN-MD	311 365 181 469
BE690SC BE690SC BE690SC	BE689SC BE690SC BE689SC BE689SC	2.5" x 2.5" Notched Corner (W/ Rosette keycover)		EN-DB-SC EN-DB-DC PT-DB EN-MD	311 365 181 469
BE712 BE712 BE712	BE711 BE712 BE711 BE711	2.5" x 4.5" Art Deco Chevron		EN-DB-SC EN-DB-DC PT-DB EN-MD	336 397 212 494
BE714 BE714 BE714	BE713 BE714 BE713 BE713	2.5" x 3" Greco		EN-DB-SC EN-DB-DC PT-DB EN-MD	311 365 181 469
BE718 BE718 BE718	BE717 BE718 BE717 BE717	2.5" x 3" Cayman		EN-DB-SC EN-DB-DC PT-DB EN-MD	311 365 181 469
BE752 BE752 BE752	BE751 BE752 BE751 BE751	3" x 3" Square (pairs with BE667 or BE682 Passage)		EN-DB-SC EN-DB-DC PT-DB EN-MD	311 365 181 469
BE754 BE754 BE754	BE753 BE754 BE753 BE753	2.5" x 2.75" El Secreto		EN-DB-SC EN-DB-DC PT-DB EN-MD	311 365 181 469


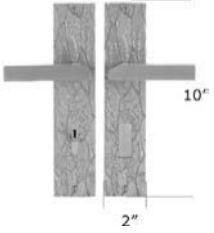

HARDWARE RENAISSANCE PRICE LIST EFFECTIVE 2019			
CODE EXTERIOR	CODE INTERIOR		FUNCTION LIST PRICE
BRONZE STRIKE BAR LATCH ENTRY SETS			
These unique sets are available with tubular deadbolt (DB) or heavier duty Mortise Deadlock (MD -Accurate 9503) With mortise strike as shown. Contact us for surface or other strike requirements			
BS503	BS503	Vertical Strike-bar Latch Available with BL135 lever (shown) or BL101 lever	EN-MD 1,344 EN-DB-SC 1,193 EN-DB-DC 1,247 PT-DB 1,135 FD 710
			
BS504	BS504	Tweezer Strike-bar Latch With BE687-BE688 No lever options - available as shown only	EN-DB-SC 948 EN-DB-DC 1,002 PT-DB 818 FD 556
			
BS507	BS507	Bermuda With BE687-BE688 No lever options - available as shown only	EN-DB-SC 948 EN-DB-DC 1,002 PT-DB 818 FD 556
			




HARDWARE RENAISSANCE PRICE LIST EFFECTIVE 2019			
CODE EXTERIOR	CODE INTERIOR		FUNCTION LIST PRICE
BRONZE MULTIPOINT HARDWARE: Available for most door makes (except Andersen) See Multipoint specs and order form in Product binder			
BE614N	BE614N 2" x 10" Beveled		EN-US CYL. 722 PT-US CYL. 666 EN-EURO 830 PT-EURO 775 PP 586 AD 565 FD 544
BE659	BE659 2" x 10" Tribeca		EN-US CYL. 827 PT-US CYL. 771 EN-EURO 935 PT-EURO 880 PP 691 AD 670 FD 649
BE671	BE671 1 3/8" x 10" Straight Edge NO SPRING ASSIST		EN-US CYL. 680 PT-US CYL. 628 EN-EURO 804 PT-EURO 733 PP 565 AD 544 FD 523
BE672	BE672 2" x 10" Straight Edge		EN-US CYL. 722 PT-US CYL. 666 EN-EURO 830 PT-EURO 775 PP 586 AD 565 FD 544
BE673	BE673 1 3/8" x 10" Notched NO SPRING ASSIST		EN-US CYL. 680 PT-US CYL. 628 EN-EURO 804 PT-EURO 733 PP 565 AD 544 FD 523
BE674	BE674 2" x 10" Notched		EN-US CYL. 722 PT-US CYL. 666 EN-EURO 830 PT-EURO 775 PP 586 AD 565 FD 544



**HARDWARE RENAISSANCE
PRICE LIST EFFECTIVE 2019**

CODE EXTERIOR	CODE INTERIOR			FUNCTION	LIST PRICE
BE691LN	BE691LN	2" x 10" Rosette		EN-US CYL PT-US CYL EN-EURO PT-EURO PP AD FD	722 666 830 775 586 565 544
BE698	BE698	2" x 11" Art Nouveau		EN-US CYL PT-US CYL EN-EURO PT-EURO PP AD FD	806 750 869 815 626 605 584
BE699	BE699	2" x 10" Skewed Corner		EN-US CYL PT-US CYL EN-EURO PT-EURO PP AD FD	722 666 830 775 586 565 544
BE700	BE700	2" x 10" Arch		EN-US CYL PT-US CYL EN-EURO PT-EURO PP AD FD	722 666 830 775 586 565 544
BE701	BE701	2" x 10" Art Deco Chevron		EN-US CYL PT-US CYL EN-EURO PT-EURO PP AD FD	722 666 830 775 586 565 544
BE702	BE702	2" x 10" Step Esc		EN-US CYL PT-US CYL EN-EURO PT-EURO PP AD FD	722 666 830 775 586 565 544




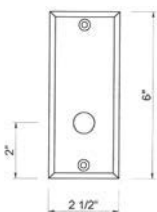
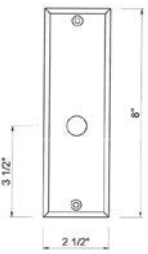


HARDWARE RENAISSANCE PRICE LIST EFFECTIVE 2019				
CODE EXTERIOR	CODE INTERIOR		FUNCTION	LIST PRICE
BE743	BE743	2" x 11" Fleur de Lis 	EN-US CYL PT-US CYL EN-EURO PT-EURO PP AD FD	909 842 1,016 962 773 752 731
BEG614N (w/ BLG132 Lever only) Specify trim/inlay patinas (MG/NW is shown)	BEG614N	2" x 10" Grande Manhattan (w/ bronze inlay) 	EN-US CYL PT-US CYL EN-EURO PT-EURO PP AD FD	909 842 1,016 962 773 752 731
BER614N (w/ BLR141 Lever only) Specify Turquoise, Green Opal, or Red Jade Combination	BER614N	2" x 10" Scottsdale Royale (w/ semi-precious stone inlay) 	EN-US CYL PT-US CYL EN-EURO PT-EURO PP AD FD	1,118 1,062 1,226 1,171 982 961 940
BE722	BE722	2" x 10" El Secreto 	EN-US CYL PT-US CYL EN-EURO PT-EURO PP AD FD	722 666 830 775 586 565 544
BER727 Specify Crysocola or Red Jade Inlay SINGLE PATINA standard (Dual patina as shown is upcharged)	BER727	2 5/8" x 10" Cayman Royale (w/ semi-precious stone inlay) 	EN-EURO PT-EURO PP AD FD	1,168 1,115 935 915 895
BE727	BE727	2 5/8" x 10" Cayman (NO inlay) NO PHOTO	EN-EURO PT-EURO PP AD FD	968 916 736 716 696
BE731	BE731	2" x 10" Amalfi 	EN-EURO PT-EURO PP AD FD	968 916 736 716 696








HARDWARE RENAISSANCE PRICE LIST EFFECTIVE 2019					
CODE EXTERIOR	CODE INTERIOR			FUNCTION	LIST PRICE
BE733N (w/ BLR108 Lever only) Specify Black Jade or Panther Jasper Inlay	BE733N	2" x 10" Amora Royale (w/ semi-precious stone inlay)		EN-EURO PT-EURO PP AD FD	1,168 1,115 935 915 895
BE733N	BE733N	2" x 10" Amora (NO inlay) (w/ any lever or knob)	NO PHOTO	EN-EURO PT-EURO PP AD FD	968 916 736 716 696
BE736N	BE736N	2" x 10" Canyon		EN-EURO PT-EURO PP AD FD	968 916 736 716 696
BE739N	BE739N	2" x 10" Greco		EN-EURO PT-EURO PP AD FD	872 814 615 594 572








HARDWARE RENAISSANCE PRICE LIST EFFECTIVE 2019					
CODE EXTERIOR	CODE INTERIOR		FUNCTION	LIST PRICE	
BRONZE SLIDING DOOR HARDWARE:					
Available for most door makes. See Sliding door order form for required information NOTE: we cannot always match existing screw hole locations - our default set up is to miss them. Thru-bolts will be provided.					
AVAILABLE WITH THE FOLLOWING GRIPS: BP656 Milan BP657 El Secreto BP444 Manhattan					
SLIDING DOOR:					
BE671	BE671	1 3/8" x 10" Straight Edge		PT-US FD	635 575
BE671L	BE671L	1 3/8" x 12" Straight Edge		EN-US	771
BE671LB	BE671LB	1 3/8" x 12" Beveled		PT-US	713
BE671LNC	BE671LNC	1 3/8" x 12" Notched Corner		FD	585
MULTIPOINT SLIDING DOOR:					
Available for most door makes. See Sliding door order form for required information NOTE: we cannot always match existing screw hole locations - our default set up is to miss them. Thru-bolts will be provided.					
AVAILABLE WITH THE FOLLOWING OFFSET LEVERS: BL137-OS Milan BL132-OS Manhattan					
BE671	BE671	1 3/8" x 10" Straight Edge		EN-US PT-US EN-EURO PT-EURO FD	710 661 799 743 583

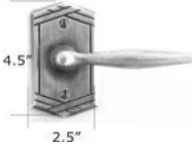



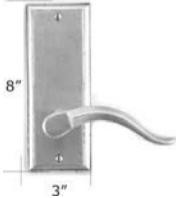

HARDWARE RENAISSANCE PRICE LIST EFFECTIVE 2019				
CODE EXTERIOR	CODE INTERIOR	FUNCTION	LIST PRICE	
BE671L	BE671L	1 3/8" x 12" Straight Edge		EN-US 740 PT-US 691 EN-EURO 829 PT-EURO 773 FD 613
LIFT & SLIDE: Lift and Slide sets are typically a long lever on the inside, and a flush pull on the outside. The locking is inside the door mechanism. Standard spindle (hub) is 10mm square. AVAILABLE WITH THE FOLLOWING LONG LEVERS: BL108L East-West BL137L Milan BL132L Manhattan				
BP712	BE671	1 3/8" x 10" Straight Edge	 <p>BE671 Escutcheon set shown w/ BL108L East-West 9" Lever & BP712 Flush Pull</p> <p>BE671 Escutcheon set shown w/ BL137L Milan 9" Lever & BP712 Flush Pull</p> <p>BE671 Escutcheon set shown w/ BL132L Manhattan 7" Lever & BP712 Flush Pull</p> <p>INQUIRE ABOUT OTHER LEVER & ESCUTCHEON OPTIONS.</p>	PP 683



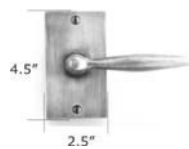


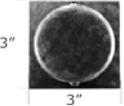

HARDWARE RENAISSANCE PRICE LIST EFFECTIVE 2019				FUNCTION	LIST PRICE
CODE EXTERIOR	CODE INTERIOR				
BRONZE LEVER/ KNOB PASSAGE, PRIVACY & DUMMY SETS: TUBULAR OR MORTISE (where shown)					
UNLESS SPECIFIED BELOW, ESCUTCHEONS DO NOT WORK WITH DOORS THINNER THAN 1.75"					
BE601	BE601	3.5" x 3" Hexagonal Can be used with doors thinner than 1.75"		PP-TL PR-TL FD SD	496 517 390 195
BE602	BE602	2.5" x 3" Petite Beveled Will not work with pre-bored doors Can be used with doors thinner than 1.75"		PP-TL PR-TL FD SD	496 517 390 195
BE603	BE603	3" diameter Round Can be used with doors thinner than 1.75"		PP-TL PR-TL FD SD	496 517 390 195
BE604	BE604	2.5" x 5 1/8" Oval Can be used with doors thinner than 1.75"		PP-TL PR-TL FD SD	513 534 410 205
BE605	BE605	2" x 4" Oval Will not work with pre-bored doors Can be used with doors thinner than 1.75"		PP-TL PR-TL FD SD	496 517 390 195
BE606L	BE606L	2 5/8" diam Round Will not work with pre-bored doors		PP-TL PR-TL FD SD	496 517 390 195
BE607L	BE607L	2 5/8" Square Will not work with pre-bored doors		PP-TL PR-TL FD SD	496 517 390 195
BE611	BE611	2.5" x 4.5" Rectangular Can be used with doors thinner than 1.75"		PP-TL PR-TL FD SD	496 517 390 195
BE612	BE612	3" x 8" Rectangular Can be used with doors thinner than 1.75"		PP-TL PR-TL PR-PMB PP-ML PR-ML FD SD	573 594 741 826 1,048 480 240




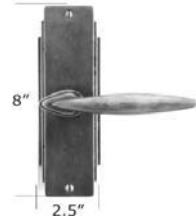


HARDWARE RENAISSANCE PRICE LIST EFFECTIVE 2019			
CODE EXTERIOR	CODE INTERIOR	FUNCTION	LIST PRICE
BE613	BE613 3" x 10" Rectangular Can be used with doors thinner than 1.75"		PP-TL 649 PR-TL 670 PR-PMB 817 PP-ML 902 PR-ML 1,063 FD 544 SD 272
BE614	BE614 2.5" x 10" Contemporary Beveled		PP-TL 649 PR-TL 670 PR-PMB 817 PP-ML 902 PR-ML 1,063 FD 544 SD 272
BE618	BE618 2.5" x 4.5" Contemporary Beveled		PP-TL 496 PR-TL 517 FD 390 SD 195
BE618-6	BE618-6 2.5" x 6" Contemporary Beveled NEW		PP-TL 513 PR-TL 534 FD 410 SD 205
BE618-8	BE618-8 2.5" x 8" Contemporary Beveled NEW		PP-TL 573 PR-TL 594 PR-PMB 741 PP-ML 826 PR-ML 1,048 FD 480 SD 240
BE619	BE619 2" x 8" Contemporary Beveled Will not work with pre-bored doors		PP-TL 513 PR-TL N/A FD 410 SD 205
BE621	BE621 2.5" x 4.5" Notched Corner Can be used with doors thinner than 1.75"		PP-TL 496 PR-TL 517 FD 390 SD 195




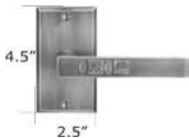


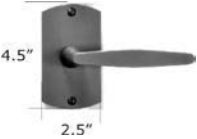
HARDWARE RENAISSANCE PRICE LIST EFFECTIVE 2019			
CODE EXTERIOR	CODE INTERIOR	FUNCTION	LIST PRICE
BE622	BE622 3" x 8" Notched Corner Can be used with doors thinner than 1.75"		PP-TL 573 PR-TL 594 PR-PMB 741 PP-ML 826 PR-ML 1,048 FD 480 SD 240
BE623	BE623 3" x 10" Notched Corner Can be used with doors thinner than 1.75"		PP-TL 649 PR-TL 670 PR-PMB 817 PP-ML 902 PR-ML 1,063 FD 544 SD 272
BE625	BE625 3 1/8" x 3 1/8" Step		PP-TL 496 PR-TL 517 FD 390 SD 195
BE626	BE626 2.5" x 6" Step		PP-TL 513 PR-TL 534 FD 410 SD 205
BE627	BE627 2.5" x 10" Step		PP-TL 649 PR-TL 670 PR-PMB 817 PP-ML 902 PR-ML 1,063 FD 544 SD 272
BE631	BE631 2.5" x 4.5" Arch Can be used with doors thinner than 1.75"		PP-TL 496 PR-TL 517 FD 390 SD 195
BE632	BE632 3" x 8" Arch Can be used with doors thinner than 1.75"		PP-TL 573 PR-TL 594 PR-PMB 741 PP-ML 826 PR-ML 1,048 FD 480 SD 240





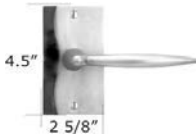


HARDWARE RENAISSANCE PRICE LIST EFFECTIVE 2019			
CODE EXTERIOR	CODE INTERIOR	FUNCTION	LIST PRICE
BE633	BE633 3" x 10" Arch Can be used with doors thinner than 1.75"	 PP-TL PR-TL PR-PMB PP-ML PR-ML FD SD	649 670 817 902 1,063 544 272
BE641	BE641 2.5" x 4.5" Skewed Corner Can be used with doors thinner than 1.75"	 PP-TL PR-TL FD SD	496 517 390 195
BE642	BE642 3" x 8" Skewed Corner Can be used with doors thinner than 1.75"	 PP-TL PR-TL PR-PMB PP-ML PR-ML FD SD	573 594 741 826 1,048 480 240
BE643	BE643 3" x 10" Skewed Corner Can be used with doors thinner than 1.75"	 PP-TL PR-TL PR-PMB PP-ML PR-ML FD SD	649 670 817 902 1,063 544 272
BE644	BE644 2" x 3" Straight Edge Will not work with pre-bored doors	 PP-TL PR-TL FD SD	496 517 390 195
BE647	BE647 2" x 6" Straight Edge Will not work with pre-bored doors	 PP-TL PR-TL FD SD	496 N/A 391 195
BE647W	BE647W 2.5" x 6" Straight Edge	 PP-TL PR-TL FD SD	513 534 410 205




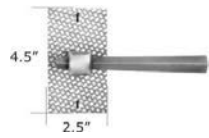



HARDWARE RENAISSANCE PRICE LIST EFFECTIVE 2019				
CODE EXTERIOR	CODE INTERIOR		FUNCTION	LIST PRICE
BE648W	BE648W 2.5" x 8" Straight Edge		PP-TL PR-TL PR-PMB PP-ML PR-ML FD SD	573 594 741 826 1,048 480 240
BE651	BE651 2.5" x 4.5" Chevron Can be used with doors thinner than 1.75"		PP-TL PR-TL FD SD	573 594 480 240
BE653	BE653 3.5" x 12" Chevron Can be used with doors thinner than 1.75"		PP-TL PR-TL PR-PMB PP-ML PR-ML FD SD	832 853 1,000 1,085 1,308 730 365
BE657	BE657 2.5" x 4.5" Tribeca		PP-TL PR-TL FD SD	573 594 480 240
BE658	BE658 2.5" x 12" Tribeca		PP-TL PR-TL PR-PMB PP-ML PR-ML FD SD	832 853 1,000 1,085 1,308 730 365
BE661	BE661 3" x 8" Neapolitan Can be used with doors thinner than 1.75"		PP-TL PR-TL PR-PMB PP-ML PR-ML FD SD	594 594 762 837 1,069 500 250
BE662	BE662 2.5" x 4.5" Neapolitan Can be used with doors thinner than 1.75"		PP-TL PR-TL FD SD	513 534 410 205

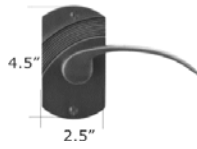



HARDWARE RENAISSANCE PRICE LIST EFFECTIVE 2019					
CODE EXTERIOR	CODE INTERIOR			FUNCTION	LIST PRICE
BE667	BE667	3" x 3" Reverse Step (w/reveal behind backplate)		PP-TL PR-TL FD SD	496 517 390 195
BE669	BE669	2.5" x 10" Reverse Step (w/reveal behind backplate)		PP-TL PR-TL PR-PMB PP-ML PR-ML FD SD	649 670 817 902 1,063 544 272
BE675	BE675	2.5" x 4.5" Straight Edge		PP-TL PR-TL FD SD	496 517 390 195
BE676	BE676	2.5" x 10" Straight Edge		PP-TL PR-TL PR-PMB PP-ML PR-ML FD SD	649 670 817 902 1,063 544 272
BE677	BE677	2.5" x 12" Straight Edge		PP-TL PR-TL PR-PMB PP-ML PR-ML FD SD	670 691 838 923 1,084 575 288
BE682	BE682	3" x 3" Square (w/ cavity) Can be used with doors thinner than 1.75"		PP-TL PR-TL FD SD	496 517 390 195
BE691S	BE691S	2.5" x 6" Rosette Can be used with doors thinner than 1.75" PR-PMB is available UPSIDE DOWN only		PP-TL PR-TL PR-PMB FD SD	513 534 681 410 205






HARDWARE RENAISSANCE PRICE LIST EFFECTIVE 2019			FUNCTION	LIST PRICE
CODE EXTERIOR	CODE INTERIOR			
BE691L	BE691L 3" x 10" Rosette Can be used with doors thinner than 1.75" Upside down configuration only for PR-PMB & PR-ML		PP-TL PR-TL PR-PMB PP-ML PR-ML FD SD	681 703 858 947 1,116 575 288
BE692	BE692 2.75" x 16" Art Deco Will not work with pre-bored doors		PP-TL PR-TL PR-PMB PP-ML PR-ML FD SD	1,054 N/A 1,338 1,403 1,573 940 470
BE693	BE693 1.75" x 10" Art Deco Will not work with pre-bored doors		PP-TL PR-TL FD SD	678 N/A 586 293
BE694	BE694 2.5" x 8" Art Deco Ridged		PP-TL PR-TL PR-PMB PP-ML PR-ML FD SD	649 N/A 817 902 1,063 554 277
BE695	BE695 2.25" x 8" Art Nouveau II Will not work with pre-bored doors		PP-TL PR-TL PP-ML FD SD	594 594 837 500 250
BE696	BE696 2.25" x 10" Art Nouveau II Will not work with pre-bored doors		PP-TL PR-TL PR-PMB PP-ML PR-ML FD SD	649 670 817 902 1,063 544 272

HARDWARE RENAISSANCE PRICE LIST EFFECTIVE 2019				
CODE EXTERIOR	CODE INTERIOR		FUNCTION	LIST PRICE
BE697	BE697	2 3/8" x 4.5" Art Nouveau II Will not work with pre-bored doors	 4.5" 2 3/8"	PP-TL 496 PR-TL 517 FD 390 SD 195
BL104	BL104	2 5/8" x 8" Art Nouveau Will not work with pre-bored doors Can be used with doors thinner than 1.75"	 2 5/8" 8"	PP-TL 779 PR-TL N/A PP-ML 1,128 FD 680 SD 340
CURATED COLLECTIONS				
BE614 (w/ BLR141 Lever only)	BE614	2.5" x 10" Scottsdale Royale w/ semi-precious stone inlay Specify Turquoise, Green Opal, or Red Jade Combination	 10" 2.5"	PP-TL 1,042 PR-TL 1,063 PR-PMB 1,210 PP-ML 1,295 PR-ML 1,518 FD 940 SD 470
BE618 (w/ BLR141 Lever only)	BE618	2.5" x 4.5" Scottsdale Royale w/ semi-precious stone inlay Specify Turquoise, Green Opal, or Red Jade Combination	 4.5" 2.5"	PP-TL 710 PR-TL 731 FD 615 SD 308
BE614 (w/ BLG132 Lever only)	BE614	2.5" x 10" Grande Manhattan (w/ bronze inlay) Specify trim/inlay patinas (MG/NW is shown)	 10" 2.5"	PP-TL 832 PR-TL 853 PR-PMB 1,000 PP-ML 1,085 PR-ML 1,308 FD 730 SD 365
BE618 (w/ BLG132 Lever only)	BE618	2.5" x 4.5" Grande Manhattan (w/ bronze inlay) Specify trim/inlay patinas (MG/NW is shown)	 4.5" 2.5"	PP-TL 594 PR-TL 615 FD 500 SD 250
BE721	BE721	2.5" x 4.5" El Secreto	 4.5" 2.5"	PP-TL 496 PR-TL 517 FD 390 SD 195

HARDWARE RENAISSANCE PRICE LIST EFFECTIVE 2019				
CODE EXTERIOR	CODE INTERIOR		FUNCTION	LIST PRICE
BE723	BE723	2.5" x 10" El Secreto 	PP-TL PR-TL PR-PMB PP-ML PR-ML FD SD	649 670 817 902 1,063 544 272
BE724	BE724	3.5" x 14" Chateau 	PP-TL PR-TL PR-PMB PP-ML PR-ML FD SD	832 853 1,000 1,085 1,308 730 365
BER726	BER726	2 5/8" x 4.5" Cayman Royale (w/ semi-precious stone inlay) Specify Crysocola or Red Jade Inlay SINGLE PATINA standard 	PP-TL PR-TL FD SD	710 731 615 308
BER727	BER727	2 5/8" x 10" Cayman Royale (w/ semi-precious stone inlay) Specify Crysocola or Red Jade Inlay SINGLE PATINA standard (Dual patina as shown is upcharged) 	PP-TL PR-TL PR-PMB PP-ML PR-ML FD SD	1,042 1,063 1,210 1,295 1,518 940 470
BE726	BE726	2 5/8" x 4.5" Cayman Royale SINGLE PATINA standard 	PP-TL PR-TL FD SD	649 670 554 277
BE727	BE727	2 5/8" x 10" Cayman Royale SINGLE PATINA standard (Dual patina as shown is upcharged) 	PP-TL PR-TL PR-PMB PP-ML PR-ML FD SD	832 853 1,000 1,085 1,308 730 365
BE729	BE729	2.5" x 4.5" Amalfi 	PP-TL PR-TL FD SD	649 670 554 277

HARDWARE RENAISSANCE PRICE LIST EFFECTIVE 2019				
CODE EXTERIOR	CODE INTERIOR		FUNCTION	LIST PRICE
BE730	BE730	2.5" x 10" Amalfi		PP-TL 832 PR-TL 853 PR-PMB 1,000 PP-ML 1,085 PR-ML 1,308 FD 730 SD 365
BE732 (w/ BLR108 Lever only)	BE732	2.5" x 4.5" Amora Royale (w/ semi-precious stone inlay)		PP-TL 710 PR-TL 731 FD 616 SD 308
BE733 (w/ BLR108 Lever only)	BE733	2.5" x 10" Amora Royale (w/ semi-precious stone inlay)		PP-TL 1,042 PR-TL 1,063 PR-PMB 1,210 PP-ML 1,295 PR-ML 1,518 FD 940 SD 470
BE732	BE732	2.5" x 4.5" Amora (NO inlay)		PP-TL 649 PR-TL 670 FD 554 SD 277
BE733	BE733	2.5" x 10" Amora (NO inlay)		PP-TL 832 PR-TL 853 PR-PMB 1,000 PP-ML 1,085 PR-ML 1,308 FD 730 SD 365
BE735	BE735	2.5" x 4.5" Canyon		PP-TL 649 PR-TL 670 FD 554 SD 277
BE736	BE736	2.5" x 10" Canyon		PP-TL 832 PR-TL 853 PR-PMB 1,000 PP-ML 1,085 PR-ML 1,308 FD 731 SD 365

HARDWARE RENAISSANCE PRICE LIST EFFECTIVE 2019			
CODE EXTERIOR	CODE INTERIOR	FUNCTION	LIST PRICE
BE738	BE738 2.5" x 4.5" Greco Can be used with doors thinner than 1.75"	 PP-TL PR-TL FD SD	 513 534 410 205
BE739	BE739 2.5" x 10" Greco Can be used with doors thinner than 1.75"	 PP-TL PR-TL PR-PMB PP-ML PR-ML FD SD	 672 694 846 934 1,101 566 283
BE742	BE742 3" x 15.5" Fleur de Lis	 PP-TL PR-TL PR-PMB PP-ML PR-ML FD SD	 832 853 1,000 1,085 1,308 730 365
BE744	BE744 2.25" x 6" Fleur de Lis Will not work with pre-bored doors	 PP-TL PR-TL FD SD	 649 670 554 277





HARDWARE RENAISSANCE PRICE LIST EFFECTIVE 2019			
CODE EXTERIOR	CODE INTERIOR	FUNCTION	LIST PRICE
BRONZE PETITE SERIES PASSAGE, PRIVACY & DUMMY SETS (lower priced interior sets)			
WITH THE FOLLOWING LEVERS/KNOBS & ESCUTCHEONS PRICED BELOW ONLY: BL121, BL122, BL123, BL124, BL125, BL126, BL127, BL145, BK206, BK212S			
AVAILABLE IN ALL SILICON BRONZE BASE METAL PATINAS (NO WHITE BRONZE)			
BE603	BE603 3" diameter Round Can be used with doors thinner than 1.75"		PP-TL 384 PR-TL 405 FD 306 SD 153
BE606L	BE606L 2 5/8" diameter Round Will not work with pre-bored doors		PP-TL 384 PR-TL 405 FD 306 SD 153
BE607L	BE607L 2 5/8" Square Will not work with pre-bored doors		PP-TL 384 PR-TL 405 FD 306 SD 153
BE675	BE675 2.5" x 4.5" Straight Edge 		PP-TL 384 PR-TL 405 FD 306 SD 153
BE682	BE682 3" x 3" Square Can be used with doors thinner than 1.75"		PP-TL 384 PR-TL 405 FD 306 SD 153

**HARDWARE RENAISSANCE
PRICE LIST EFFECTIVE 2019**

CODE EXTERIOR	CODE INTERIOR			FUNCTION	LIST PRICE
BRONZE PRIVACY MORTISE BOLTS:					
PMB-CO2	BE635	2.5" x 4.5" Skewed Corner		PMB	214
	BE637	2.5" x 4.5" Contemporary Beveled		PMB	214
	BE639	3 1/8" Square Step		PMB	214
	BEG637	2.5" x 4.5" Grande Manhattan Specify trim/inlay patinas (MG/NW is shown)		PMB	248
	BER637	2.5" x 4.5" Scottsdale Royale Specify Turquoise, Green Opal, or Red Jade Inlay		PMB	277
	BE645	2 5/8" Round Art Nouveau		PMB	214
	BE663	2.5" x 4.5" Arch		PMB	214
	BE683	3" diameter Round		PMB	214
	BE685	2.5" x 3.5" Rectangular		PMB	214

**HARDWARE RENAISSANCE
PRICE LIST EFFECTIVE 2019**



CODE EXTERIOR	CODE INTERIOR			FUNCTION	LIST PRICE	
	BE687	2.5" x 3" Straight Edge	 PMB-CO2	 BE687	PMB	214
	BE689S	2.5" x 2.5" Notched	 PMB-CO2	 BE689S	PMB	214
	BE689SC	2.5" x 2.5" Notched (for Rosette collection)	 PMB-CO2	 BE689SC	PMB	214
	BE689	2.5" x 4.5" Notched	 PMB-CO2	 BE689	PMB	214
	BE711	2.5" x 4.5" Art Deco Chevron	 PMB-CO2	 BE711	PMB	246
	BE713	2.5" x 3" Greco	 PMB-CO2	 BE713	PMB	214
	BE717	2.5" x 3" Cayman	 PMB-CO2	 BE717	PMB	214
	BE751	3" Square	 PMB-CO2	 BE751	PMB	214
	BE753	2.5" x 2.75" El Secreto	 PMB-CO2	 BE753	PMB	214




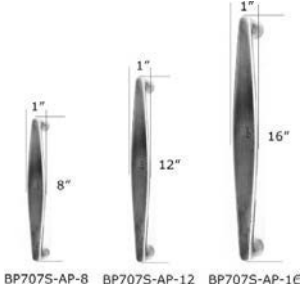

HARDWARE RENAISSANCE PRICE LIST EFFECTIVE 2019			
CODE EXTERIOR	CODE INTERIOR	FUNCTION	LIST PRICE
BRONZE STRIKE-BAR LATCH PASSAGE, PRIVACY & DUMMY SETS: These unique sets have no internal components except for a spindle. Can be ordered for door thicknesses from 1" - 4" Sets are HANDED With mortise strike as shown. Contact us for surface or other strike requirements			
BL111-BE622	Verona w/strike bar		PP 637 PR 674 FD 556 SD 278
BS503	Vertical Strike-bar Latch Available with BL101 lever (shown) or BL135 lever		PP 788 PR 823 FD 710 SD 355
BS504	Tweezer Strike-bar Latch No Lever options - available as shown only		PP 637 PR 674 FD 556 SD 278
BS507	Bermuda Gate Latch No Lever options - available as shown only		PP 637 PR 674 FD 556 SD 278

**HARDWARE RENAISSANCE
PRICE LIST EFFECTIVE 2019**

CODE EXTERIOR	CODE INTERIOR	FUNCTION	LIST PRICE
BRONZE POCKET DOOR HARDWARE:			
BP711	3" x 10" Flush Pull		164
BP712	2.5" x 11" Flush Pull		164
BP713	2.5" x 8" Flush Pull		132
BP714	2.5" x 4" Flush Pull		89
BP710	5" Edge Pull		88
BP711-PR BP711-EN BP711-FD	3" x 10" Pocket Mortise Privacy Set 3" x 10" Pocket Mortise Entry Set 3" x 10" Pocket Door Full Dummy (with Pocket mortise strike/pull) (for double pocket/ sliding doors)		786 815 701
BP713-PR BP713-EN BP713-FD	2.5" x 8" Pocket Mortise Privacy Set 2.5" x 8" Pocket Mortise Entry Set 2.5" x 8" Pocket Door Full Dummy (with Pocket mortise strike/pull) (for double pocket/ sliding doors)		764 802 632

**HARDWARE RENAISSANCE
PRICE LIST EFFECTIVE 2019**

CODE EXTERIOR	CODE INTERIOR	FUNCTION	LIST PRICE
BRONZE SCREEN DOOR HARDWARE:			
BE644	BE644 2" x 3" Manhattan Straight Edge (w/ Tubular latch) 	PP FD SD	496 390 195
BE647	BE647 2" x 6" Manhattan Straight Edge (w/ Screen Door Mortise Lock) 	PP PR FD SD	628 769 390 195

HARDWARE RENAISSANCE PRICE LIST EFFECTIVE 2019			
CODE EXTERIOR	CODE INTERIOR	FUNCTION	LIST PRICE
BRONZE DOOR/ APPLIANCE PULLS:			
Pulls are either thru-bolted or surface mounted with screws (depending upon the design) by default Available for back-to-back or (hidden) front-mounting. Specify and provide door thickness			
BP106	19" Art Nouveau Pull SPECIFY HANDING		502
BP705	12" East-West Pull		398
BP707L BP707	20" El Secreto Pull 12.25" El Secreto Pull		512 398
BP707S-AP-8 BP707S-AP-12 BP707S-AP-16	8" El Secreto Appliance Pull 12" El Secreto Appliance Pull 16" El Secreto Appliance Pull		7.25" c-to-c 11.25" c-to-c 15.25" c-to-c
BP443	9.25" Verona Pull		7.75" c-to-c 322

**HARDWARE RENAISSANCE
PRICE LIST EFFECTIVE 2019**

CODE EXTERIOR	CODE INTERIOR	FUNCTION	LIST PRICE
BP654 BP725-12 BP725-16 BP725-20	8" Milan Pull 12" Milan Pull 16" Milan Pull 20" Milan Pull	7.25" c-to-c 11.25" c-to-c 15.25" c-to-c 19.25" c-to-c	220 356 418 498
BP726AP-12 BP726AP-20	12" Rectangular Pull 20" Rectangular Pull	7" c-to-c 12" c-to-c	268 428
BP754L-AP-12 BP754L-AP-16 BP754L-AP-20 BP754L-AP-24	12" Scottsdale Pull 16" Scottsdale Pull 20" Scottsdale Pull 24" Scottsdale Pull	8 1/8" c-to-c 12" c-to-c 15" c-to-c 18" c-to-c	268 388 428 488
BPR754L-8 BPR754L-AP-12 BPR754L-AP-16	8" Scottsdale ROYALE pull 12" Scottsdale ROYALE Appliance Pull 16" Scottsdale ROYALE Appliance Pull	7.25" c-to-c 8 1/8" c-to-c 12" c-to-c	332 428 488
Specify Turquoise, Green Opal, or Red Jade Combination			


**HARDWARE RENAISSANCE
PRICE LIST EFFECTIVE 2019**

CODE EXTERIOR	CODE INTERIOR	FUNCTION	LIST PRICE
BP772AP-12 BP772AP-18	12" Prescott Pull 18" Prescott Pull	10 7/8" c-to 16 7/8" c-to	288 428
BP779AP-12 BP779AP-18 BP779AP-24	12" Stockholm Pull 18" Stockholm Pull 24" Stockholm Pull	11.5" c-to-c 17.5" c-to-c 23.5" c-to-c	268 418 488
BPG811L-AP-8 BPG811L-AP-16	8" Grande Manhattan Pull 16" Grande Manhattan Pull	7.25" c-to-c 15.25" c-to-c	296 470
Specify trim/inlay patinas (MG/NW is shown)			
BP814L-AP-8 BP814L-AP-16	8" Amalfi Pull (w/ texture) 16" Amalfi Pull (w/ texture)	7.25" c-to-c 15.25" c-to-c	280 438

HARDWARE RENAISSANCE PRICE LIST EFFECTIVE 2019			
CODE EXTERIOR	CODE INTERIOR	FUNCTION	LIST PRICE
BP816AP-12 BP816AP-16	12" Amora Pull 16" Amora Pull	8 1/8" c-to-c 12" c-to-c	280 438
BP818AP-12 BP818AP-16	12" Cayman Pull 16" Cayman Pull	8" c-to-c 12" c-to-c	280 438
BP820L-AP-8 BP820L-AP-16	8" Canyon Pull 16" Canyon Pull	7.25" c-to-c 15.25" c-to-c	294 468
BP824AP-10 BP824AP-14	10" Fleur de Lis Pull 14" Fleur de Lis Pull	9.25" -to-c 13" -to-c	278 398

**HARDWARE RENAISSANCE
PRICE LIST EFFECTIVE 2019**

CODE EXTERIOR	CODE INTERIOR	FUNCTION	LIST PRICE
BRONZE PUSH PLATES:			
Any escutcheon can be made into a push plate			
BE715	2.5" x 10" Straight Edge		155
BE715B	2.5" x 10" Beveled		155
BE616	3" x 12" Straight Edge		178
BE616B	3" x 12" Beveled		178
BE617B	4" x 15" Beveled		228



**HARDWARE RENAISSANCE
PRICE LIST EFFECTIVE 2019**

CODE EXTERIOR	CODE INTERIOR	FUNCTION	LIST PRICE
BRONZE STRAPS & BRACES:			
BB351	8" Single Arm Brace		106
BB355	8" Corner Brace		138
BB800	21" Arch Dummy Strap		468
BB812	30" Chateau Pintle Strap Hinge (MUST SPECIFY HANDING!)		585

**HARDWARE RENAISSANCE
PRICE LIST EFFECTIVE 2019**

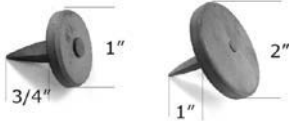

CODE EXTERIOR	CODE INTERIOR	FUNCTION	LIST PRICE
BRONZE DOOR KNOCKERS:			
BD254	Ring		358
BD256	East-west Oval		338
BD257	East-west II		338







**HARDWARE RENAISSANCE
PRICE LIST EFFECTIVE 2019**







CODE EXTERIOR	CODE INTERIOR	FUNCTION	LIST PRICE
BRONZE SURFACE BOLTS:			
With mortise strike as shown. Available with surface strike			
BB283	6" (1 guide)		265
BB285 BB287 BB288	12" (2 guides) 18" (2 guides) 24" (3 guides)		372 407 523
BB290-6	6" Rosette (1 guide)		288
BB290-12 BB290-18 BB290-24	12" Rosette (2 guides) 18" Rosette (2 guides) 24" Rosette (3 guides)		398 442 568
BB233	18" Cane Bolt		418










**HARDWARE RENAISSANCE
PRICE LIST EFFECTIVE 2019**

CODE EXTERIOR	CODE INTERIOR	FUNCTION	LIST PRICE
BRONZE CLAVOS:			
BC332 BC333	1" Round 2" Round		25 38
BC352 BC353	1" Pyramid 2" Pyramid		25 38








HARDWARE RENAISSANCE PRICE LIST EFFECTIVE 2019			
CODE EXTERIOR	CODE INTERIOR	FUNCTION	LIST PRICE
BRONZE DOOR STOPS:			
BD258	Floor mounted contemporary		98
BD259	Wall mounted (Flat w/round stop)		90
BD261	Base stop		62
BD261W	Base stop with hook		76
BD262	Floor Stop (3")		82
BD262-W	Floor stop with hook		96

HARDWARE RENAISSANCE PRICE LIST EFFECTIVE 2019			
CODE EXTERIOR	CODE INTERIOR	FUNCTION	LIST PRICE
BRONZE WINDOW HARDWARE:			
European Push & Tilt			
BE620	1.5"x3" Push & Tilt Esc Available with 90 degree turn mechanism Available with other mini levers -contact us (Mini levers are 3"L)		284
Double Hung			
BW112	Classic Sash Pull		55
BW114	Sash Lock	 <p>BW114 Sash Lock SPECIFY Handing (RH shown)</p>	88
BW117	Sash Lift		46
BW210	Sash Pulley	 <p>BW210 Window SASH PULLEY (with #25 natural bronze chain)</p>	170
BW210-CH	Sash Chain (natural bronze)		7.20
Casement			
BW116	Milan Casement Latch (specify handing. RH shown)		258

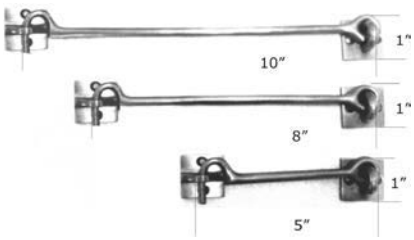


**HARDWARE RENAISSANCE
PRICE LIST EFFECTIVE 2019**

CODE EXTERIOR	CODE INTERIOR	FUNCTION	LIST PRICE
BRONZE HEAVY DUTY BUTT HINGES: With teflon bushings. SPECIFY FINIAL: BALL or CAP			
BN403	3.5" x 3.5"		159
			
BN405	4.5" x 4.5"		172
			
BN406	4" x 4"		168
			
BN407	5" x 5"		184
			
WIDE THROW HINGES			
BN408	4" x 6"		198
			
BN409	4" x 7"		224
			
BN410	5" x 8"		282
			

**HARDWARE RENAISSANCE
PRICE LIST EFFECTIVE 2019**











CODE EXTERIOR	CODE INTERIOR	FUNCTION	LIST PRICE
BRONZE SWITCH & OUTLET COVERS:			
BSP1 BSP2 BSP3 BSP4 BSPP BOP1	Single Decora Switch Double Decora Switch Triple Decora Switch Quad Decora Switch Single Cover Plate Outlet Cover		51 74 79 144 78 51
 <p>BSP1 shown</p>			
BRONZE DOOR BELL BUTTONS:			
ANY SMALL ESCUTCHEON CAN BE MADE FOR DOOR BELL BUTTON - call for pricing and lead times			
BE602-BB	2.5" x 3" Beveled		104
			
BE606L-BB	2 5/8" Round		104
			
BE607L-BB	2 5/8" Square Straight Edge		104
			
BE621NS-BB	2" x 3" Notched		104
			
BE644-BB	2" x 3" Straight Edge		104
			
BE645-BB	2 5/8" diameter Art Nouveau		118
			








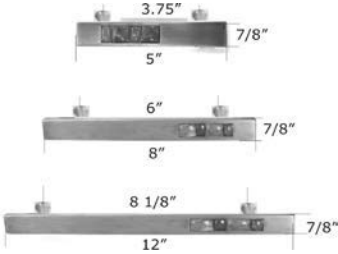
**HARDWARE RENAISSANCE
PRICE LIST EFFECTIVE 2019**


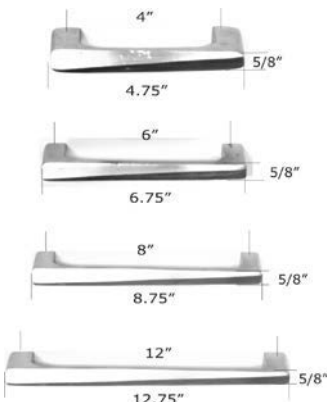


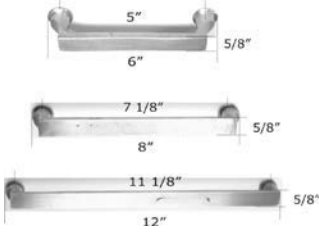


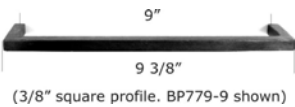

CODE EXTERIOR	CODE INTERIOR	FUNCTION	LIST PRICE
BRONZE MISCELLANEOUS ACCESSORIES:			
BB370S-5 BB370S-8 BB370S-10	5" Hook & Eye 8" Hook & Eye 10" Hook & Eye		118 138 156
BG281	6" x 8" Speakeasy Grille		342
BSB122	8" x 8" Shelf Bracket		298



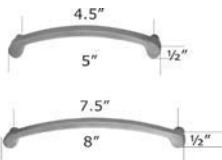

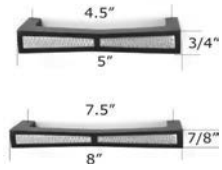
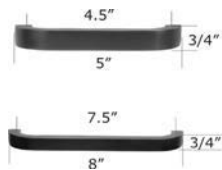

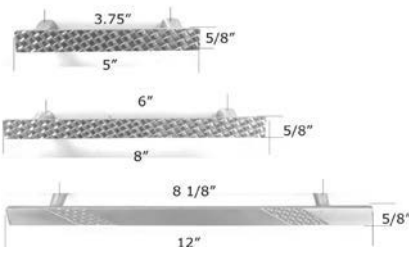
HARDWARE RENAISSANCE PRICE LIST EFFECTIVE 2019			
CODE EXTERIOR	CODE INTERIOR		FUNCTION LIST PRICE
BRONZE CABINET PULLS & KNOBS:			
BP707SC-4 BP707SC-6 BP707SC-8 BP707SC-12	4" El Secreto 6" El Secreto 8" El Secreto 12" El Secreto		3.5" c-to-c 5.5" c-to-c 7.5" c-to-c 11.5" c-to-c 62 82 124 145
BP731	1" Round		34
BP732	2" Round		48
BP733	1" Pyramid		34
BP734	2" Pyramid		48
BP735	East-West		48
BP736 BP726-8 BP726-12 BP726-20	5" Rectangular 8" Rectangular 12" Rectangular 20" Rectangular		3" c-to-c 5" c-to-c 7" c-to-c 11.75" c-to-c 60 118 148 225

**HARDWARE RENAISSANCE
PRICE LIST EFFECTIVE 2019**

CODE EXTERIOR	CODE INTERIOR	FUNCTION	LIST PRICE
BP737	L-shaped Milan		48
			
BP739	Mushroom		48
			
BP740	Sunrise		48
			
BP741	Art Deco Oval		48
			
BP742	Art Deco Round		48
			
BP743	Martini		48
			
BP744	2" Leaf		52
			
BP745	Casa California		48
			
BP746	3" Leaf		64
			
BP747	Eagle Eye		48
			





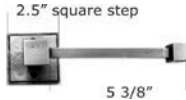
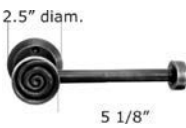
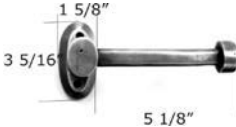
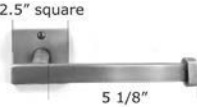
HARDWARE RENAISSANCE PRICE LIST EFFECTIVE 2019			
CODE EXTERIOR	CODE INTERIOR	FUNCTION	LIST PRICE
BP749	Whale Tail		48
BP751	Aegean		48
BP752	Scottsdale Square		55
BP753	Oblong		54
BP754	Scottsdale T-Knob		54
BP754M BP754L BP754DL-8 BP754DL-12	Scottsdale 5" double post Scottsdale 8" single post Scottsdale 8" double post Scottsdale 12" double post		3.75" c-to-c 62 N/A 118 6" c-to-c 118 10" c-to-c 148
BPR754	Scottsdale ROYALE T-Knob		70
BPR754M BPR754DL-8 BPR754DL-12	Scottsdale ROYALE 5" Scottsdale ROYALE 8" Scottsdale ROYALE 12"		3.75" c-to-c 98 6" c-to-c 188 8 1/8" c-to-c 278
Specify Turquoise/Dark Rotile (T/RD), Green & Yellow Opal (OG/OY), or Red Jade/ Jasper Panther (JR/PJ) Combination			

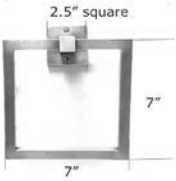
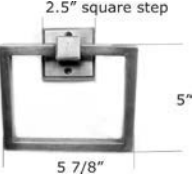




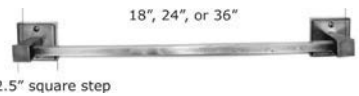
HARDWARE RENAISSANCE PRICE LIST EFFECTIVE 2019				
CODE EXTERIOR	CODE INTERIOR		FUNCTION	LIST PRICE
BP756	4" Milan Large		3.5" c-to-c	78
BP756N-4 BP756N-6 BP756N-8 BP756N-12	4.75" Milan 6.75" Milan 8.75" Milan 12.75" Milan		4" c-to-c 6" c-to-c 8" c-to-c 12" c-to-c	60 82 124 148
BP761	Large Melon			60
BP762	Bin Pull			60
BP772-6 BP772-8 BP772-12	6" Prescott 8" Prescott 12" Prescott		5" c-to-c 7 1/8" c-to-c 11 1/8" c-to-c	82 124 148
BP774	Milan Rectangular			48
BP775	Milan Square			60
BP779-4 BP779-6 BP779-9 BP779-12 BP779-15 BP779-24	4 3/8" Stockholm 6 3/8" Stockholm 9 3/8" Stockholm 12 3/8" Stockholm 15 3/8" Stockholm 24 3/8" Stockholm (5/8" thick)		4" c-to-c 6" c-to-c 9" c-to-c 12" c-to-c 15" c-to-c 24" c-to-c	48 58 82 98 128 198
BP780	Stockholm T- Knob			48

HARDWARE RENAISSANCE PRICE LIST EFFECTIVE 2019				
CODE EXTERIOR	CODE INTERIOR		FUNCTION	LIST PRICE
BP781	Ellipse			48
BP782	Seashell			62
BP785-5 BP785-8	5" Soho 8" Soho		4.5" c-to-c 7.5" c-to-c	60 102
BP811-5 BP811-8	5" Manhattan 8" Manhattan		4.5" c-to-c 7.5" c-to-c	60 102
BPG811-5 BPG811-8	5" Grande Manhattan 8" Grande Manhattan (w/ inlay)		4.5" c-to-c 7.5" c-to-c	84 138
Specify trim/inlay patinas (MG/NW is shown)				
BP814-5 BP814-8	5" Amalfi (no texture) 8" Amalfi (no texture)		4.5" c-to-c 7.5" c-to-c	60 102
BE816	Amora T- Knob			60
BP816-5 BP816-8 BP816-12	5" Amora 8" Amora 12" Amora (part texture)		3.75" c-to-c 6" c-to-c 8 1/8" c-to-c	78 128 162

**HARDWARE RENAISSANCE
PRICE LIST EFFECTIVE 2019**

CODE EXTERIOR	CODE INTERIOR	FUNCTION	LIST PRICE
BP818	Cayman T- Knob		58
BP818-5 BP818-8 BP818-12	5" Cayman 8" Cayman 12" Cayman	3.75" c-to-c 6" c-to-c 8 1/8" c-to-c	70 118 162
BP819	Cayman Oval		58
BE822	Aria T- Knob		58
BP822-5 BP822-8 BP822-12	5" Aria 8" Aria 12" Aria	3.75" c-to-c 6" c-to-c 8 1/8" c-to-c	70 118 162
BP824-5 BP824-8	5" Fleur de Lis 8" Fleur de Lis	4.5" c-to-c 7.5" c-to-c	72 118

HARDWARE RENAISSANCE PRICE LIST EFFECTIVE 2019			
CODE EXTERIOR	CODE INTERIOR	FUNCTION	LIST PRICE
BRONZE BATH HARDWARE:			
ROBE HOOKS:			
BT702	East-West		90
BT703	Casa California		97
BT704	Oval		90
BT705	Scottsdale		90
TOILET PAPER HOLDERS:			
BT711	East-West		223
BT712	Casa California		229
BT713	Oval		223
BT715	Scottsdale		223

HARDWARE RENAISSANCE PRICE LIST EFFECTIVE 2019			
CODE EXTERIOR	CODE INTERIOR	FUNCTION	LIST PRICE
TOWEL RINGS:			
BT745	Scottsdale		344
BT746	East-West		344
BT747	Casa California		359
BT748	Oval		344
TOWEL BARS:			
BT612 BT618 BT624 BT636	Leaf 12" Leaf 18" Leaf 24" Leaf 36"		340 395 446 491
BT718 BT724 BT726	Casa California 18" Casa California 24" Casa California 36"		395 446 491
BT736 BT737 BT738	East-West 18" East-West 24" East-West 36"		395 446 491

**HARDWARE RENAISSANCE
PRICE LIST EFFECTIVE 2019**

CODE EXTERIOR	CODE INTERIOR	FUNCTION	LIST PRICE
BT751 BT752 BT753	Oval 18" oval 24" Oval 36"		395 446 491
BT755 BT756	Scottsdale 18" Scottsdale 24"		395 446

HARDWARE RENAISSANCE PRICE LIST EFFECTIVE 2019			
CODE EXTERIOR	CODE INTERIOR	FUNCTION	LIST PRICE
KEYLESS ENTRIES FOR HOSPITALITY:			
Available for Ving Card or Saflok Systems. Contact us for information!			