

TRUE RESIDENTIAL®
USD PRICE LIST



SEPTEMBER 1, 2018



QUICK REFERENCE PRICE GUIDE

MODEL	DESCRIPTION	MSRP	UMRP
UNDERCOUNTER FREEZER – DRAWERS (PAGE 11-12)			
TUF-24-D-SS-B	SOLID STAINLESS STEEL DRAWERS	\$4,129	\$3,849
TUF-24-D-OP-B	SOLID PANEL READY DRAWERS	\$3,909	\$3,649
UNDERCOUNTER FREEZER – SOLID DOOR (PAGE 11-12)			
TUF-24-R/L-SS-B	STAINLESS STEEL - 2 WIRE SHELVES	\$3,809	\$3,549
TUF-24-R/L-OP-B	PANEL READY	\$3,699	\$3,449
CLEAR ICE MACHINE (PAGE 13-14)			
TUI-15-R/L-SS-B	STAINLESS STEEL	\$3,859	\$3,599
TUI-15-R/L-OP-B	PANEL READY	\$3,749	\$3,499
BEVERAGE CENTER – GLASS DOOR (PAGE 19-20)			
TBC-24-R/L-SG-B	STAINLESS/GLASS – 2 GLASS SHELVES, 1 PULLOUT WINE, 1 FLOOR CRADLE	\$3,809	\$3,549
TBC-24-R/L-OG-B	OVERLAY PANEL READY/GLASS – 2 GLASS SHELVES, 1 PULLOUT WINE, 1 FLOOR CRADLE	\$3,589	\$3,349
TBC-24-R/L-OP-B	SOLID PANEL READY – 2 GLASS SHELVES, 1 PULLOUT WINE, 1 FLOOR CRADLE	\$3,589	\$3,349
UNDERCOUNTER REFRIGERATOR – GLASS DOOR (PAGE 21-22)			
TUR-24-R/L-SG-B	STAINLESS/GLASS – 2 GLASS SHELVES	\$3,489	\$3,249
TUR-24-R/L-OG-B	OVERLAY PANEL READY/GLASS – 2 GLASS SHELVES, 1 PULLOUT WINE, 1 FLOOR CRADLE	\$3,269	\$3,049
TUR-15-R/L-SG-B	STAINLESS/GLASS – 2 GLASS SHELVES	\$3,319	\$3,099
TUR-15-R/L-OG-B	OVERLAY PANEL READY/GLASS – 2 GLASS SHELVES	\$3,109	\$2,899
UNDERCOUNTER REFRIGERATOR – SOLID DOOR (PAGE 21-22)			
TUR-24-R/L-SS-B	STAINLESS DOOR – 2 GLASS SHELVES	\$3,489	\$3,249
TUR-24-R/L-OP-B	SOLID PANEL READY/GLASS – 2 GLASS SHELVES	\$3,269	\$3,049
TUR-15-R/L-SS-B	STAINLESS/GLASS – 2 GLASS SHELVES	\$3,319	\$3,099
TUR-15-R/L-OP-B	SOLID PANEL READY/GLASS – 2 GLASS SHELVES	\$3,109	\$2,899
UNDERCOUNTER REFRIGERATOR – DRAWERS (PAGE 23-24)			
TUR-24-D-SS-B	SOLID STAINLESS STEEL DRAWERS – 2 DIVIDERS PER DRAWER	\$3,909	\$3,649
TUR-24-D-OP-B	SOLID PANEL READY DRAWERS – 2 DIVIDERS PER DRAWER	\$3,699	\$3,449
UNDERCOUNTER REFRIGERATOR – BEVERAGE DISPENSER, SINGLE TAP (PAGE 25-26)			
TUR-24BD-R/L-SS-B	STAINLESS STEEL DOOR WITH LOCK, 1 FLOOR SHELF	\$4,069	\$3,799
TUR-24BD-R/L-OP-B	SOLID PANEL READY, 1 FLOOR SHELF	\$3,969	\$3,699
TUR-15BD-R/L-SS-B	STAINLESS STEEL DOOR WITH LOCK	\$3,859	\$3,599
TUR-15BD-R/L-OP-B	SOLID PANEL READY	\$3,749	\$3,499
UNDERCOUNTER REFRIGERATOR – BEVERAGE DISPENSER, DUAL TAP (PAGE 25-26)			
TUR-24DD-R/L-SS-B	STAINLESS STEEL DOOR WITH LOCK, 1 FLOOR SHELF	\$4,609	\$4,299
TUR-24DD-R/L-OP-B	SOLID PANEL READY, 1 FLOOR SHELF	\$4,499	\$4,199
SINGLE ZONE WINE CABINET – 45 BOTTLE (PAGE 17-18)			
TWC-24-R/L-SG-B	STAINLESS/GLASS – 5 PULLOUT WINE, 1 FLOOR CRADLE	\$4,289	\$3,999
TWC-24-R/L-OG-B	OVERLAY PANEL READY/GLASS – 5 PULLOUT WINE, 1 FLOOR CRADLE	\$4,179	\$3,899
TWC-24-R/L-OP-B	SOLID PANEL READY – 5 PULLOUT WINE, 1 FLOOR CRADLE	\$4,179	\$3,899

MODEL	DESCRIPTION	MSRP	UMRP
SINGLE ZONE WINE CABINET – 23 BOTTLE (PAGE 17-18)			
TWC-15-R/L-SG-B	STAINLESS/GLASS – 5 PULLOUT WINE, 1 FLOOR CRADLE	\$3,749	\$3,499
TWC-15-R/L-OG-B	OVERLAY PANEL READY/GLASS – 5 PULLOUT WINE, 1 FLOOR CRADLE	\$3,649	\$3,399
TWC-15-R/L-OP-B	SOLID PANEL READY – 5 PULLOUT WINE, 1 FLOOR CRADLE	\$3,649	\$3,399
DUAL ZONE WINE CABINET – 45 BOTTLE (PAGE 15-16)			
TWC-24DZ-R/L-SG-B	STAINLESS/GLASS – 5 PULLOUT WINE, 1 FLOOR CRADLE	\$4,289	\$3,999
TWC-24DZ-R/L-OG-B	OVERLAY PANEL READY/GLASS – 5 PULLOUT WINE, 1 FLOOR CRADLE	\$4,179	\$3,899
TWC-24DZ-R/L-OP-B	SOLID PANEL READY – 5 PULLOUT WINE, 1 FLOOR CRADLE	\$4,179	\$3,899
30-INCH COLUMNS (PAGE 3-8)			
TR-30REF-R/L-SS-A	30-INCH COLUMN – ALL REFRIGERATOR, STAINLESS STEEL DOOR	\$8,999	\$7,999
TR-30REF-R/L-SG-A	30-INCH COLUMN – ALL REFRIGERATOR, GLASS DOOR	\$8,999	\$7,999
TR-30DZW-R/L-SG-A	30-INCH COLUMN – 150 BOTTLE DUAL ZONE WINE, GLASS DOOR	\$8,999	\$7,999
TR-30FRZ-R/L-SS-A	30-INCH COLUMN – ALL FREEZER, STAINLESS STEEL DOOR	\$8,999	\$7,999
SIDE BY SIDE (PAGE 9-10)			
TR-48SBS-SS-B	48" SIDE BY SIDE REFRIGERATOR/FREEZER, STAINLESS STEEL DOORS	\$16,999	\$15,499
TR-48SBS-SG-B	48" SIDE BY SIDE REFRIGERATOR/FREEZER, STAINLESS GLASS DOOR	\$16,999	\$15,499
TR-42SBS-SS-B	42" SIDE BY SIDE REFRIGERATOR/FREEZER, STAINLESS STEEL DOORS	\$15,499	\$13,499
CUSTOM FINISHES (FULL SIZE PRODUCTS ONLY)			
027 - MATTE BLACK	7 WEEK LEAD TIME – APPLIES TO BOTH COLUMNS AND SIDE BY SIDES	\$400	\$300
030 - MATTE WHITE	7 WEEK LEAD TIME – APPLIES TO BOTH COLUMNS AND SIDE BY SIDES	\$400	\$300
044 - GLOSS BLACK	7 WEEK LEAD TIME – APPLIES TO BOTH COLUMNS AND SIDE BY SIDES	\$400	\$300
050 - ANTIQUE WHITE	7 WEEK LEAD TIME – APPLIES TO BOTH COLUMNS AND SIDE BY SIDES	\$400	\$300
078 - COBALT BLUE	7 WEEK LEAD TIME – APPLIES TO BOTH COLUMNS AND SIDE BY SIDES	\$400	\$300
CUSTOM HARDWARE (TR-42 AND TR-48 SIDE BY SIDES)			
H01 - BRASS	7 WEEK LEAD TIME – INCLUDES HANDLES, HINGES AND LOGO	\$2,000	\$1,600
H02 - POLISHED CHROME	7 WEEK LEAD TIME – INCLUDES HANDLES, HINGES AND LOGO	\$2,000	\$1,600
H03 - COPPER	7 WEEK LEAD TIME – INCLUDES HANDLES, HINGES AND LOGO	\$2,000	\$1,600
H05 - PEWTER	7 WEEK LEAD TIME – INCLUDES HANDLES, HINGES AND LOGO	\$2,000	\$1,600
H08 - GOLD	7 WEEK LEAD TIME – INCLUDES HANDLES, HINGES AND LOGO	\$2,000	\$1,600
H04 - STAINLESS	STANDARD HARDWARE – HANDLES, HINGES AND LOGO	NC	NC
CUSTOM HARDWARE (30 INCH COLUMNS)			
H01 - BRASS	7 WEEK LEAD TIME – INCLUDES HANDLES, HINGES AND LOGO	\$1,000	\$800
H02 - POLISHED CHROME	7 WEEK LEAD TIME – INCLUDES HANDLES, HINGES AND LOGO	\$1,000	\$800
H03 - COPPER	7 WEEK LEAD TIME – INCLUDES HANDLES, HINGES AND LOGO	\$1,000	\$800
H05 - PEWTER	7 WEEK LEAD TIME – INCLUDES HANDLES, HINGES AND LOGO	\$1,000	\$800
H08 - GOLD	7 WEEK LEAD TIME – INCLUDES HANDLES, HINGES AND LOGO	\$1,000	\$800
H04 - STAINLESS	STANDARD HARDWARE – HANDLES, HINGES AND LOGO	NC	NC



Founded in 1945

Bob Trulaske and his father, Frank, and later his brother, Art, develop a refrigeration company in their Lenox Avenue house where they build the first 40 cu. ft. upright freezer on the market. Soon after, they begin manufacturing Wrapped Rail Roll-Top Bottle Coolers for beer and beverages in a multi-story warehouse on Pine Street in downtown St. Louis, Missouri.



1940s – 1950s

- 7-UP® Company approved True Roll Top Bottle Coolers.
- TRUE® introduces the first upright Glass Door Merchandiser model, GDM-40-30, utilizing state-of-the-art fan motor technology and revolutionary triple pane glass design. Equipment approved by Pepsi-Cola® Company.
- True® develops blower coil evaporator technology and Slant Lid Bottle Coolers. Equipment approved by Royal Crown Company.



1960s – 1970s

- True® introduces Flat Top Bottle Coolers, which are still being manufactured today.
- True® begins its foodservice industry sales at the 1972 National Restaurant Association.
- Direct Draws and Back Bars are developed for the foodservice industry.

70+ YEARS

of TRUE INNOVATION, EXPERTISE and PERFORMANCE

True Residential® is a division of True Manufacturing Company. For over 70 years True® has been an industry leader in commercial refrigeration. Now homeowners can experience that same quality with True Residential®, an authentic commercial refrigeration line refined for the home. Handcrafted in the USA with the same meticulous attention to quality and detail industry professionals demand, the residential series includes award-winning wine cabinets, refrigerators, beverage centers, refrigerator drawers, ice machines, upright refrigerator/freezers and beer dispensers.



1980s – 1990s

- Undercounter and Worktop models are introduced.
- True® introduces what is now the industry standard Sandwich/Salad Units with revolutionary patented airflow and hood design.
- True® develops its first Reach-In heated cabinets, as well as T-Series Dual Temperature models, 24" deep Back Bar units, and the Chef Base series.



2000s – Today

- True Residential® brand of refrigeration is officially introduced.
- True® becomes an original ENERGY STAR® partner.
- True® celebrates 70 years of continued success.
- As an innovator in the industry, True® continues exploring new strategies for revolutionizing the future of refrigeration including, alternative refrigerants, LED lighting, and overall energy efficiency.



For more information about True Residential® please call 888-616-8783 or visit www.true-residential.com.

TRUE RESIDENTIAL®



USD PRICE LIST SEPTEMBER 1, 2018



CONTENTS

UNDERCOUNTER NOMENCLATURE	1
FULL SIZE NOMENCLATURE	2

AVAILABLE MODELS

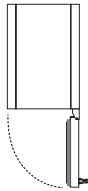
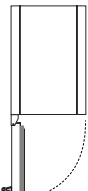
FULL SIZE REFRIGERATOR	3-10
UNDERCOUNTER FREEZER	11-12
CLEAR ICE MACHINE	13-14
WINE CABINET	15-18
Dual Zone	15-16
Single Zone	17-18
BEVERAGE CENTER	19-20
UNDERCOUNTER REFRIGERATOR	21-26
Undercounter Refrigerator	21-22
Refrigerator Drawers	23-24
Beverage Dispenser	25-26

ACCESSORIES	27-31
WARRANTY	32

FULL SIZE NOMENCLATURE



MODEL	SIZE	HINGE	DOOR	EDITION
TR	30FRZ	R	SS	A
TRUE FULL SIZE	30" FREEZER	HINGED ON RIGHT HANDLE ON LEFT	STAINLESS SOLID	FIRST REVISION

MODEL	SIZE	HINGE	DOOR	REVISION INDICATOR
TR - TRUE FULL SIZE	30REF - 30" REFRIGERATOR COLUMN	R - HINGED ON RIGHT - HANDLE ON LEFT	SS - STAINLESS SOLID	A - FIRST REVISION
	30FRZ - 30" FREEZER COLUMN		SG - STAINLESS GLASS	
	30DZW - 30" DUAL ZONE WINE COLUMN	L - HINGED ON LEFT - HANDLE ON RIGHT		
	42SBS - 42" SIDE BY SIDE REFRIGERATOR/FREEZER			
	48SBS - 48" SIDE BY SIDE REFRIGERATOR/FREEZER			
		SBS - SIDE BY SIDE		

30" REFRIGERATOR COLUMN

EXCEPTIONAL FEATURES

300-SERIES STAINLESS

Industry exclusive, 300-series stainless steel interior and exterior. Stainless steel interior is antibacterial, hygienic, easy to clean, and does not retain food odors.

DOOR HINGE

All stainless steel, beautifully crafted proud hinges pass True's rigorous one million door opening test.

DOOR

Beautifully crafted solid stainless steel door with 120° stay-open feature and ergonomically designed, robust, tubular handle.

LIFT-UP GRILL

Commercially inspired lift-up grill on top of the unit with toe kick that complements the look of True's undercounter units.

RAMP-UP LIGHTING

Ramp-up, showcase interior LED lighting provides amazing illumination throughout.

TRUE PRECISION® CONTROL

Intuitive True Precision® Control and readout provides digital accuracy and easy operation.

REFRIGERATION SYSTEM


Balanced, forced-air refrigeration system enables proper airflow and even temperature throughout to keep food fresh.

FULL SIZE REFRIGERATOR



TR-30REF-R-SG-A

30 INCH

Exterior Dimensions for SS	30"W x 24"D x 84"H
Voltage	115/60/1
NEMA Configuration	 115/60/1 NEMA-5-15R

AVAILABLE MODELS



MODEL	SIZE	DOOR	EDITION	MSRP	UMRP
TR - 30REF - R - SS - A				\$8,999	\$7,999
TR - 30REF - L - SS - A				\$8,999	\$7,999








TR - 30REF - R - SG - A				\$8,999	\$7,999
TR - 30REF - L - SG - A				\$8,999	\$7,999



TR-30REF-R-SG-A shown in Cobalt with Gold hardware.

AVAILABLE OPTIONS – BUILD YOUR TRUE

OPTIONAL CUSTOM FINISHES – LEAD TIMES APPLY

OPTIONAL CUSTOM FINISHES – LEAD TIMES APPLY			MSRP	UMRP
			+\$400	+\$300
MATTE BLACK (027)	ANTIQUÉ WHITE (050)	COBALT BLUE (078)		
				
MATTE WHITE (030)	GLOSS BLACK (044)			

OPTIONAL CUSTOM HARDWARE

OPTIONAL CUSTOM HARDWARE			MSRP	UMRP
			+\$1,000	+\$800
BRASS (H01)	PEWTER (H05)	GOLD (H05)		
				
CHROME (H02)	COPPER (H03)			

30" FREEZER COLUMN

EXCEPTIONAL FEATURES

300-SERIES STAINLESS

Industry exclusive, 300-series stainless steel interior and exterior. Stainless steel interior is antibacterial, hygienic, easy to clean, and does not retain food odors.

DOOR HINGE

All stainless steel, beautifully crafted proud hinges pass True's rigorous one million door opening test.

DOOR

Beautifully crafted solid stainless steel door with 120° stay-open feature and ergonomically designed, robust, tubular handle.

LIFT-UP GRILL

Commercially inspired lift-up grill on top of the unit with toe kick that complements the look of True's undercounter units.

RAMP-UP LIGHTING

Ramp-up, showcase interior LED lighting provides amazing illumination throughout.

TRUE PRECISION® CONTROL

Intuitive True Precision® Control and readout provides digital accuracy and easy operation.

REFRIGERATION SYSTEM


Balanced, forced-air refrigeration system enables proper airflow and even temperature throughout to keep food fresh. Temperature as low as -4°F.

FULL SIZE FREEZER



TR-30FRZ-R-SS-A

30 INCH

Exterior Dimensions for SS	30"W x 24"D x 84"H
Voltage	115/60/1
NEMA Configuration	 115/60/1 NEMA-5-15R

AVAILABLE MODELS



MODEL	SIZE	DOOR	EDITION	MSRP	UMRP
TR - 30FRZ - R - SS - A				\$8,999	\$7,999
TR - 30FRZ - L - SS - A				\$8,999	\$7,999



AVAILABLE OPTIONS – BUILD YOUR TRUE

OPTIONAL CUSTOM FINISHES – LEAD TIMES APPLY

OPTIONAL CUSTOM FINISHES – LEAD TIMES APPLY			MSRP	UMRP
 MATTE BLACK (027)	 ANTIQUE WHITE (050)	 COBALT BLUE (078)	+\$400	+\$300
 MATTE WHITE (030)	 GLOSS BLACK (044)			

TR-30FRZ-R-SS-A shown in Antique White with Pewter hardware.

OPTIONAL CUSTOM HARDWARE

OPTIONAL CUSTOM HARDWARE			MSRP	UMRP
 BRASS (H01)	 PEWTER (H05)	 GOLD (H05)	+\$1,000	+\$800
 CHROME (H02)	 COPPER (H03)			

30" DUAL ZONE WINE COLUMN

EXCEPTIONAL FEATURES

300-SERIES STAINLESS

Industry exclusive, 300-series stainless steel interior and exterior.

SHELVING

Full-extension, smooth-glide wine shelves with soft close feature cradle 150 bottles.

DOOR HINGE

All stainless steel, beautifully crafted proud hinges pass True's rigorous one million door opening test.

GLASS DOOR

Low-E, double pane, UV tinted glass door.

DUAL ZONES

Two independent zones with dual evaporators allow for precise temperatures from 40°F - 65°F and ideal humidity.

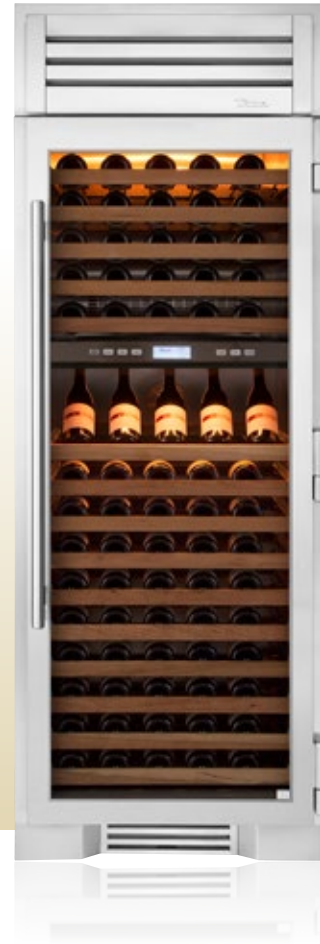
TRULUMINA® LIGHTING

Patented TruLumina® LED lighting gently illuminates your product and allows you to choose from 14 different color options with the push of a button.

TRUE PRECISION® CONTROL


Intuitive True Precision® Control and readout provides digital accuracy and easy operation.

FULL SIZE WINE STORAGE



TR-30DZW-R-SG-A

30 INCH

Exterior Dimensions for SS	30"W x 24"D x 84"H
Voltage	115/60/1
NEMA Configuration	 115/60/1 NEMA-5-15R

AVAILABLE MODELS



MODEL	SIZE	DOOR	EDITION	MSRP	UMRP
TR	- 30DZW - R	- SG	- A	\$8,999	\$7,999
TR	- 30DZW - L	- SG	- A	\$8,999	\$7,999



TR-30DZW-R-SG-A shown in Matte Black with Copper hardware.

AVAILABLE OPTIONS – BUILD YOUR TRUE

OPTIONAL CUSTOM FINISHES – LEAD TIMES APPLY			MSRP	UMRP
 MATTE BLACK (027)	 ANTIQUE WHITE (050)	 COBALT BLUE (078)	+\$400	+\$300
 MATTE WHITE (030)	 GLOSS BLACK (044)			
OPTIONAL CUSTOM HARDWARE			MSRP	UMRP
 BRASS (H01)	 PEWTER (H05)	 GOLD (H05)	+\$1,000	+\$800
 CHROME (H02)	 COPPER (H03)			

THE TRUE 42 AND 48

EXCEPTIONAL FEATURES

300-SERIES STAINLESS

Industry exclusive, 300-series stainless steel interior and exterior. Stainless steel interior is antibacterial, hygienic, easy to clean, and does not retain food odors.

DOOR HINGE

All stainless steel, beautifully crafted proud hinges pass True's rigorous one million door opening test.

DOOR

Beautifully crafted solid stainless steel door with 120° stay-open feature and ergonomically designed, robust, tubular handle.

LIFT-UP GRILL

Commercially inspired lift-up grill on top of the unit with toe kick that complements the look of True's undercounter units.

RAMP-UP LIGHTING

Ramp-up, showcase interior LED lighting provides amazing illumination throughout.

TRUE PRECISION® CONTROL

Intuitive True Precision® Control and readout provides digital accuracy and easy operation.



REFRIGERATION SYSTEM

Balanced, forced-air refrigeration system enables proper airflow and even temperature throughout to keep food fresh.

FULL SIZE REFRIGERATOR



TR-48SBS-SG-B

	48 INCH	42 INCH
Exterior Dimensions for SS	48"W x 24"D x 84"H	42"W x 24"D x 84"H
Voltage	115/60/1	115/60/1
NEMA Configuration	 115/60/1 NEMA-5-15R	 115/60/1 NEMA-5-15R

†Depth does not include 2 7/8" or door handle.

**Because of the weight of this unit, it is recommended to consult a flooring expert prior to installation. The flooring beneath the unit should be rated to support at least 150 pounds per square foot.

AVAILABLE MODELS



MODEL	SIZE	DOOR	EDITION	MSRP	UMRP
TR	- 48SBS	- SS	- B	\$16,999	\$15,499



TR	- 48SBS	- SG	- B	\$16,999	\$15,499
----	---------	------	-----	----------	----------








TR	- 42SBS	- SS	- B	\$15,499	\$13,499
----	---------	------	-----	----------	----------



TR-48SBS-SS-B shown in Matte White with Pewter hardware.

AVAILABLE OPTIONS – BUILD YOUR TRUE

OPTIONAL CUSTOM FINISHES – LEAD TIMES APPLY			MSRP	UMRP
 MATTE BLACK (027)	 ANTIQUE WHITE (050)	 COBALT BLUE (078)	+\$400	+\$300
 MATTE WHITE (030)	 GLOSS BLACK (044)			

OPTIONAL CUSTOM HARDWARE			MSRP	UMRP
 BRASS (H01)	 PEWTER (H05)	 GOLD (H05)	+\$2,000	+\$1,600
 CHROME (H02)	 COPPER (H03)			

TRUE UNDERCOUNTER FREEZER

EXCEPTIONAL FEATURES

- Industry exclusive, 300-series stainless steel interior and exterior.
- Zero-clearance hinging allows for integrated installation.
- Patented TruLumina® LED lighting gently illuminates your product and allows you to choose from 14 different color options with the push of a button.
- True Precision Control® with steel touch technology and readout provides digital accuracy.
- Freezer door model offers 2 adjustable, durable, polished stainless steel shelves.
- Freezer drawer model offers exclusive True-Glide soft-close feature.
- Temperature as low as -4°F.
- 4.2 Cubic capacity.
- UL rated for outdoor use.

FREEZER DRAWERS



TUF-24-D-SS-B

RECOMMENDED ACCESSORIES



Stainless steel tubular handle kit




White toe kick



Stacking kit assembly w/flush grill



Refer to pages 27-31 for part no. and pricing.





24" MODELS

Exterior Dimensions for SS	23 ⁷ / ₈ "W x 23 ⁷ / ₈ "D x 34 ¹ / ₄ "H
Exterior Dimensions for OP	23 ⁷ / ₈ "W x 23 ⁷ / ₈ "D x 34 ¹ / ₄ "H *Includes ³ / ₄ " for cabinet overlay panel
Opening Dimensions for SS & OP	24"W x 24"D x 34 ¹ / ₂ "H
Voltage	115/60/1
NEMA Configuration	 115/60/1 NEMA-5-15R

†Depth does not include 1⁷/₈" for drawer handles.

AVAILABLE MODELS

	MODEL	SIZE	DRAWER	DOOR	EDITION	MSRP	UMRP
	TUF	- 24	- D	- SS	- B	\$4,129	\$3,849
	TUF	- 24	- D	- OP	- B	\$3,909	\$3,649

	MODEL	SIZE	HINGE	DOOR	EDITION	MSRP	UMRP
	TUF	- 24	- R	- SS	- B	\$3,809	\$3,549
	TUF	- 24	- L	- SS	- B	\$3,809	\$3,549
	TUF	- 24	- R	- OP	- B	\$3,699	\$3,449
	TUF	- 24	- L	- OP	- B	\$3,699	\$3,449



TRUE ICE[®] MACHINE

EXCEPTIONAL FEATURES

- 300-series stainless steel exterior.
- Zero-clearance hinging allows for integrated installation.
- Patented TruLumina[®] LED lighting gently illuminates your ice and allows you to choose from 14 different color options with the push of a button.
- True Precision Control[®] with steel touch technology and readout provides ice cycle status.
- Produces up to 70lbs of clear ice per day with a storage capacity of 28lbs.
- Ice scooper integrated inside door.
- Industry exclusive, standard built-in drain pump.
- Built-in water filter rated up to 1250 gallons.
- Automatic cleaning system.
- UL rated for outdoor use.
- 3 year full warranty and 6 year parts/labor warranty on sealed system.

USE AND CARE ITEMS



Ice machine descaler



Replacement water filter




Ice scoop

CLEAR ICE MACHINE



TUI-15-R-SS-B

15 INCH

Exterior Dimensions for SS & OP	14 ⁷ / ₈ "W x 23 ⁷ / ₈ "D [†] x 34 ¹ / ₄ "H
Opening Dimensions for SS & OP	15"W x 24"D x 34 ¹ / ₂ "H
Voltage	115/60/1
NEMA Configuration	 115/60/1 NEMA-5-15R

† Depth does not include 1⁷/₈" for door handle.

* Performance Rated at 70°F air / 50°F water / 30 psig water pressure.

** Performance Rated at 90°F air / 70°F water / 30 psig water pressure.

AVAILABLE MODELS



MODEL	SIZE	HINGE	DOOR	EDITION	MSRP	UMRP
TUI - 15 - R - SS - B					\$3,859	\$3,599
TUI - 15 - L - SS - B					\$3,859	\$3,599
TUI - 15 - R - OP - B					\$3,749	\$3,499
TUI - 15 - L - OP - B					\$3,749	\$3,499



TRUE WINE CABINET

EXCEPTIONAL FEATURES

- Industry exclusive, 300-series stainless steel interior and exterior.
- Zero-clearance hinging allows for integrated installation.
- Patented TriLumina® LED lighting gently illuminates your wine and allows you to choose from white, amber, or blue with the push of a button.
- Low-E, double pane, UV tinted glass.
- True Precision Control® with steel touch technology and readout provides digital accuracy.
- 5 glide out wine racks and 1 floor cradle accommodate a total of 45 bottles.
- 2 independent zones that can be adjusted from 40°F (4.4°C) to 65°F (18.3°C).
- TrueFlex® shelving system allows convertibility of either zone to a beverage center.
- Star-K compliant.
- Ability to connect to a home security system.
- Standard with lock.
- UL rated for outdoor use.

DUAL ZONE



TWC-24DZ-L-SG-B

RECOMMENDED ACCESSORIES



Stacking kit assembly w/flush grill




Unfinished cherry wood front facings for wine shelves



Stainless steel front facings for wine shelves

Refer to pages 27-31 for part no. and pricing.

24" MODELS

Exterior Dimensions for SG	23 ⁷ / ₈ "W x 23 ⁷ / ₈ "D [†] x 34 ¹ / ₄ "H
Exterior Dimensions for OG & OP	23 ⁷ / ₈ "W x 23 ⁷ / ₈ "D [†] x 34 ¹ / ₄ "H *Includes ³ / ₄ " for cabinet overlay panel
Opening Dimensions for SG, OG & OP	24"W x 24"D [†] x 34 ¹ / ₂ "H
Voltage	115/60/1
NEMA Configuration	 115/60/1 NEMA-5-15R

†Depth does not include 1⁷/₈" for door handle.

DUAL ZONE – 45 BOTTLES



MODEL	SIZE	HINGE	DOOR	EDITION	MSRP	UMRP
TWC - 24DZ - R - SG - B					\$4,289	\$3,999
TWC - 24DZ - L - SG - B					\$4,289	\$3,999
TWC - 24DZ - R - OG - B					\$4,179	\$3,899
TWC - 24DZ - L - OG - B					\$4,179	\$3,899
TWC - 24DZ - R - OP - B					\$4,179	\$3,899
TWC - 24DZ - L - OP - B					\$4,179	\$3,899



TRUE WINE CABINET

EXCEPTIONAL FEATURES

- Industry exclusive, 300-series stainless steel interior and exterior.
- Zero-clearance hinging allows for integrated installation.
- Patented TruLumina® LED lighting gently illuminates your product and allows you to choose from 14 different color options with the push of a button.
- Low-E, double pane, UV tinted glass.
- True Precision Control® with steel touch technology and readout provides digital accuracy.
- 5 glide out wine racks and 1 floor cradle accommodate a total of 45 bottles.
- Temperature zone can be adjusted from 40°F (4.4°C) to 65°F (18.3°C).
- TrueFlex® shelving system allows convertibility to a beverage center or refrigerator.
- Star-K compliant.
- Standard with lock.
- UL rated for outdoor use.

SINGLE ZONE



TWC-24-L-SG-B

RECOMMENDED ACCESSORIES



Tempered glass, spill-proof shelf



Unfinished cherry wood front facings for wine shelves





Stainless steel front facings for wine shelves

Refer to pages 27-31 for part no. and pricing.

24" MODELS

15" MODELS

Exterior Dimensions for SG	23 ⁷ / ₈ "W x 23 ⁷ / ₈ "D [†] x 34 ¹ / ₄ "H	14 ⁷ / ₈ "W x 23 ⁷ / ₈ "D [†] x 34 ¹ / ₄ "H
Exterior Dimensions for OG & OP	23 ⁷ / ₈ "W x 23 ⁷ / ₈ "D ^{††} x 34 ¹ / ₄ "H *Includes 3/4" for cabinet overlay panel	14 ⁷ / ₈ "W x 23 ⁷ / ₈ "D ^{††} x 34 ¹ / ₄ "H *Includes 3/4" for cabinet overlay panel
Opening Dimensions for SG, OG & OP	24"W x 24"D [†] x 34 ¹ / ₂ "H	15"W x 24"D [†] x 34 ¹ / ₂ "H
Voltage	115/60/1	115/60/1
NEMA Configuration	 115/60/1 NEMA-5-15R	 115/60/1 NEMA-5-15R

†Depth does not include 1⁷/₈" for door handle.

SINGLE ZONE – 45 BOTTLES



MODEL	SIZE	HINGE	DOOR	EDITION	MSRP	UMRP
TWC - 24 - R - SG - B	24	R	SG	B	\$4,289	\$3,999
TWC - 24 - L - SG - B	24	L	SG	B	\$4,289	\$3,999
TWC - 24 - R - OG - B	24	R	OG	B	\$4,179	\$3,899
TWC - 24 - L - OG - B	24	L	OG	B	\$4,179	\$3,899
TWC - 24 - R - OP - B	24	R	OP	B	\$4,179	\$3,899
TWC - 24 - L - OP - B	24	L	OP	B	\$4,179	\$3,899

SINGLE ZONE – 23 BOTTLES



MODEL	SIZE	HINGE	DOOR	EDITION	MSRP	UMRP
TWC - 15 - R - SG - B	15	R	SG	B	\$3,749	\$3,499
TWC - 15 - L - SG - B	15	L	SG	B	\$3,749	\$3,499
TWC - 15 - R - OG - B	15	R	OG	B	\$3,649	\$3,399
TWC - 15 - L - OG - B	15	L	OG	B	\$3,649	\$3,399
TWC - 15 - R - OP - B	15	R	OP	B	\$3,649	\$3,399
TWC - 15 - L - OP - B	15	L	OP	B	\$3,649	\$3,3990

TRUE BEVERAGE CENTER

EXCEPTIONAL FEATURES

- Industry exclusive, 300-series stainless steel interior and exterior.
- Zero-clearance hinging allows for integrated installation.
- Patented TruLumina® LED lighting gently illuminates your product and allows you to choose from 14 different color options with the push of a button.
- Low-E, double pane, UV tinted glass.
- True Precision Control® with steel touch technology and readout provides digital accuracy.
- Balanced, forced-air refrigeration system enables rapid product pull down and even temperature throughout.
- 2 adjustable/removable stainless steel encapsulated glass shelves and 2 wine shelves will accommodate 13 bottles.
- TrueFlex® shelving system allows convertibility to a refrigerator or a wine cabinet.
- Star-K compliant.
- Standard with lock.
- UL rated for outdoor use.



TBC-24-R-SG-B

RECOMMENDED ACCESSORIES



Tempered glass, spill-proof shelf




Glide out wine shelf (8 bottles)



Unfinished cherry wood front facings for wine shelves




Refer to pages 27-31 for part no. and pricing.

24" MODELS

Exterior Dimensions for SG	23 ⁷ / ₈ "W x 23 ⁷ / ₈ "D [†] x 34 ¹ / ₄ "H
Exterior Dimensions for OG & OP	23 ⁷ / ₈ "W x 23 ⁷ / ₈ "D [†] x 34 ¹ / ₄ "H *Includes ³ / ₄ " for cabinet overlay panel
Opening Dimensions for SG, OG & OP	24"W x 24"D [†] x 34 ¹ / ₂ "H
Voltage	115/60/1
NEMA Configuration	 115/60/1 NEMA-5-15R

†Depth does not include 1¹/₈" for door handle.

AVAILABLE MODELS

	MODEL	SIZE	HINGE	DOOR	EDITION	MSRP	UMRP
	TBC - 24 - R - SG - B					\$3,809	\$3,549
	TBC - 24 - L - SG - B					\$3,809	\$3,549
	TBC - 24 - R - OG - B					\$3,589	\$3,349
	TBC - 24 - L - OG - B					\$3,589	\$3,349
	TBC - 24 - R - OP - B					\$3,589	\$3,349
	TBC - 24 - L - OP - B					\$3,589	\$3,349



TRUE UNDERCOUNTER REFRIGERATOR

EXCEPTIONAL FEATURES

- Industry exclusive, 300-series stainless steel interior and exterior.
- Zero-clearance hinging allows for integrated installation.
- Patented TruLumina® LED lighting gently illuminates your product and allows you to choose from 14 different color options with the push of a button.
- Low-E, double pane, UV tinted glass.
- True Precision Control® with steel touch technology and readout provides digital accuracy.
- Balanced, forced-air refrigeration system enables rapid product pull down and even temperature throughout.
- 2 adjustable/removable stainless steel encapsulated glass shelves.
- TrueFlex® shelving system allows convertibility to a beverage center or wine cabinet.
- Star-K compliant.
- Standard with lock.
- UL rated for outdoor use.



TUR-24-R-SG-B

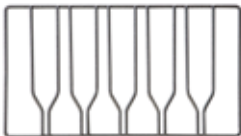
RECOMMENDED ACCESSORIES



Tempered glass, spill-proof shelf



Glide out wine shelf (8 bottles)





Floor wine cradle (5 bottles)

Refer to pages 27-31 for part no. and pricing.





24" MODELS





15" MODELS

Exterior Dimensions for SS & SG	23 ⁷ / ₈ "W x 23 ⁷ / ₈ "D [†] x 34 ¹ / ₄ "H	14 ⁷ / ₈ "W x 23 ⁷ / ₈ "D [†] x 34 ¹ / ₄ "H
Exterior Dimensions for OP & OG	23 ⁷ / ₈ "W x 23 ⁷ / ₈ "D* [†] x 34 ¹ / ₄ "H *Includes 3/4" for cabinet overlay panel	14 ⁷ / ₈ "W x 23 ⁷ / ₈ "D* [†] x 34 ¹ / ₄ "H *Includes 3/4" for cabinet overlay panel
Opening Dimensions for SS, SG, OP & OG	24"W x 24"D [†] x 34 ¹ / ₂ "H	15"W x 24"D [†] x 34 ¹ / ₂ "H
Voltage	115/60/1	115/60/1
NEMA Configuration	 115/60/1 NEMA-5-15R	 115/60/1 NEMA-5-15R

†Depth does not include 1 7/8" for door handle.

AVAILABLE MODELS

	MODEL	SIZE	HINGE	DOOR	EDITION	MSRP	UMRP
	TUR - 24 - R - SG - B	24	R	SG	B	\$3,489	\$3,249
	TUR - 24 - L - SG - B	24	L	SG	B	\$3,489	\$3,249
	TUR - 24 - R - SS - B	24	R	SS	B	\$3,489	\$3,249
	TUR - 24 - L - SS - B	24	L	SS	B	\$3,480	\$3,249
	TUR - 24 - R - OG - B	24	R	OG	B	\$3,269	\$3,049
	TUR - 24 - L - OG - B	24	L	OG	B	\$3,269	\$3,049
	TUR - 24 - R - OP - B	24	R	OP	B	\$3,269	\$3,049
	TUR - 24 - L - OP - B	24	L	OP	B	\$3,269	\$3,049


	MODEL	SIZE	HINGE	DOOR	EDITION	MSRP	UMRP
	TUR - 15 - R - SG - B	15	R	SG	B	\$3,319	\$3,099
	TUR - 15 - L - SG - B	15	L	SG	B	\$3,319	\$3,099
	TUR - 15 - R - SS - B	15	R	SS	B	\$3,319	\$3,099
	TUR - 15 - L - SS - B	15	L	SS	B	\$3,319	\$3,099
	TUR - 15 - R - OG - B	15	R	OG	B	\$3,109	\$2,899
	TUR - 15 - L - OG - B	15	L	OG	B	\$3,109	\$2,899
	TUR - 15 - R - OP - B	15	R	OP	B	\$3,109	\$2,899
	TUR - 15 - L - OP - B	15	L	OP	B	\$3,109	\$2,899

TRUE UNDERCOUNTER REFRIGERATOR

EXCEPTIONAL FEATURES

- Industry exclusive, 300-series stainless steel interior and exterior.
- 5.4 cubic feet of capacity.
- Patented TruLumina® LED lighting gently illuminates your product and allows you to choose from 14 different color options with the push of a button.
- True Precision Control® with steel touch technology and readout provides digital accuracy.
- Balanced, forced-air refrigeration system enables rapid product pull down and even temperature throughout.
- 2 heavy-duty bin dividers per drawer.
- Exclusive True®-Glide soft-close feature for both drawers.
- Rated for both beverage and open food storage.
- Star-K compliant.
- UL rated for outdoor use.

REFRIGERATOR DRAWERS



TUR-24-D-SS-B

RECOMMENDED ACCESSORIES



Stainless steel tubular handle kit




Drawer pan kit - (2) 1/3 pans, (4) 1/6 pans, (2) 1/9 pans



Stacking kit assembly w/flush grill



Refer to pages 27-31 for part no. and pricing.

24" MODELS

Exterior Dimensions for SS	23 ⁷ / ₈ "W x 23 ⁷ / ₈ "D† x 34 ¹ / ₄ "H
Exterior Dimensions for OP	23 ⁷ / ₈ "W x 23 ⁷ / ₈ "D† x 34 ¹ / ₄ "H *Includes 3/4" for cabinet overlay panel
Opening Dimensions for SS & OP	24"W x 24"D† x 34 ¹ / ₂ "H
Voltage	115/60/1
NEMA Configuration	 115/60/1 NEMA-5-15R

†Depth does not include 1⁷/₈" for door handle.

AVAILABLE MODELS

	MODEL	SIZE	DRAWER	DOOR	EDITION	MSRP	UMRP
	TUR	- 24	- D	- SS	- B	\$3,909	\$3,649
	TUR	- 24	- D	- OP	- B	\$3,699	\$3,449



TRUE UNDERCOUNTER REFRIGERATOR

EXCEPTIONAL FEATURES

- Industry exclusive, 300-series stainless steel interior and exterior.
- Zero-clearance hinging allows for integrated installation.
- Patented TruLumina® LED lighting gently illuminates your product and allows you to choose from 14 different color options with the push of a button.
- True Precision Control® with steel touch technology and readout provides digital accuracy.
- Balanced, forced-air refrigeration system enables rapid product pull down.
- TrueFlex® shelving system allows convertibility to a refrigerator, beverage center, or wine cabinet.
- Star-K compliant.
- Standard with lock. (Stainless only)
- UL rated for outdoor use.
- Exclusive airflow technology provides the perfect serve every time.
- Standard with draft tower, CO2 tank, CO2 regulator valve, and low profile Sankey tapper.
- Single tap unit accommodates (1) short 1/4 barrel, (1) slim 1/4 barrel, or (1) 1/6 barrel.
- Dual tap unit accommodates (2) 1/6 barrels, or (1) slim 1/4 barrel and (1) 1/6 barrel.

SINGLE & DUAL TAP BEVERAGE DISPENSER



TUR-24DD-R-SS-B

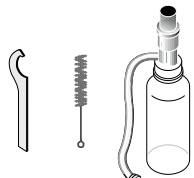
RECOMMENDED ACCESSORIES



Tempered glass, spill-proof shelf



Tap locking kit





Beer line cleaning kit

Refer to pages 27-31 for part no. and pricing.





24" MODELS



15" MODELS

Exterior Dimensions for SS	23 ⁷ / ₈ "W x 23 ⁷ / ₈ "D† x 34 ¹ / ₄ "H*	14 ⁷ / ₈ "W x 23 ⁷ / ₈ "D† x 34 ¹ / ₄ "H*
Exterior Dimensions for OP	23 ⁷ / ₈ "W x 23 ⁷ / ₈ "D† x 34 ¹ / ₄ "H*	14 ⁷ / ₈ "W x 23 ⁷ / ₈ "D† x 34 ¹ / ₄ "H*
Opening Dimensions for SS & OP	24"W x 24"D† x 34 ¹ / ₂ "H*	15"W x 24"D† x 34 ¹ / ₂ "H*
Voltage	115/60/1	115/60/1
NEMA Configuration	 115/60/1 NEMA-5-15R	 115/60/1 NEMA-5-15R

†Depth does not include 1¹/₈" for door handle.
*Height does not include 7⁷/₈" for tapper.

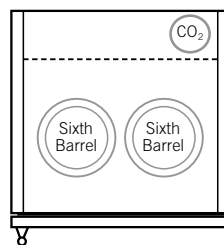
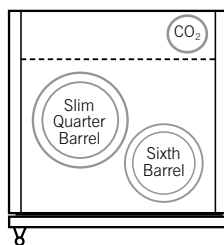
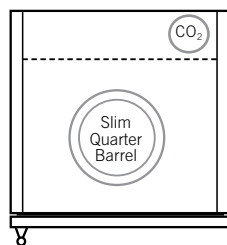
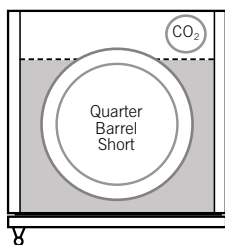
AVAILABLE MODELS

	MODEL	SIZE	HINGE	DOOR	EDITION	MSRP	UMRP
	TUR - 24BD - R - SS - B					\$4,069	\$3,799
	TUR - 24BD - L - SS - B					\$4,069	\$3,799
	TUR - 24BD - R - OP - B					\$3,969	\$3,699
	TUR - 24BD - L - OP - B					\$3,969	\$3,699
	TUR - 24DD - R - SS - B					\$4,609	\$4,299
	TUR - 24DD - L - SS - B					\$4,609	\$4,299
	TUR - 24DD - R - OP - B					\$4,499	\$4,199
	TUR - 24DD - L - OP - B					\$4,499	\$4,199

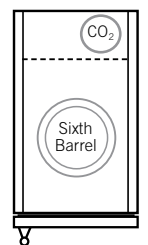
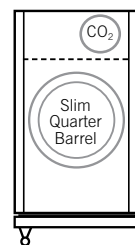
	MODEL	SIZE	HINGE	DOOR	EDITION	MSRP	UMRP
	TUR - 15BD - R - SS - B					\$3,859	\$3,599
	TUR - 15BD - L - SS - B					\$3,859	\$3,599
	TUR - 15BD - R - OP - B					\$3,749	\$3,499
	TUR - 15BD - L - OP - B					\$3,749	\$3,499

KEG FOOTPRINTS

24" MODELS




15" MODELS



*With supplied wire shelf


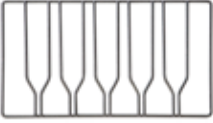


ACCESSORIES

FULL SIZE REFRIGERATOR AND FREEZER

PART NUMBER	DESCRIPTION	MSRP	UMRP	
992909	30, 42 and 48 End Panel Kit With Left and Right Stainless Panels	\$827	\$772	
992910	30, 42 and 48 End Panel Kit With Left Side Stainless Panel	\$414	\$386	
992911	30, 42 and 48 End Panel Kit with Right Side Stainless Panel	\$414	\$386	
217002	60 Inch Kit with Stainless Grill, Toe Kick and Anti-Condensation Pads	\$626	\$583	
217011	90 Inch Kit with Stainless Grill, Toe Kick and Anti-Condensation Pads	\$826	\$770	
216537	Full Size Anti-Condensation Pad (1) - Note: Side by side installs require 2 pads.	\$69	\$63	











Custom finishes available for End Panel Kits and Joining Kits. Please consult factory for details.

24" MODELS

PART NUMBER	DESCRIPTION	MSRP	UMRP	
212323	Tempered glass, spill-proof shelf - 24 inch models	\$257	\$240	
948125	Floor wine cradle (5-bottles) - 24inch models	\$123	\$115	
984970	Glide out wine shelf for RH cabinet - SS HANDLE(8-bottles)	\$485	\$453	
991462	Glide out wine shelf for LH cabinet - SS HANDLE(8-bottles)	\$485	\$453	
957232	Glide out wine shelf - STEP for RH- SS HANDLE cabinet (8 bottles)	\$485	\$453	
991464	Glide out wine shelf - STEP for LH - SS HANDLE cabinet (8 bottles)	\$485	\$453	
985558	Glide out wine shelf for RH cabinet - CHERRY HANDLE(8-bottles)	\$485	\$453	
991463	Glide out wine shelf for LH cabinet - CHERRY HANDLE(8-bottles)	\$485	\$453	
958649	Glide out wine shelf - STEP for RH- CHERRY HANDLE (8 bottles)	\$485	\$453	
991465	Glide out wine shelf - STEP for LH - CHERRY HANDLE cabinet (8 bottles)	\$485	\$453	

ACCESSORIES

24" MODELS


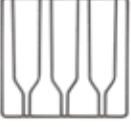
PART NUMBER	DESCRIPTION	MSRP	UMRP	
959117	Unfinished cherry wood front facings for wine shelves - (1 piece) - 24 inch models	\$50	\$47	
962603	Unfinished cherry wood front facings for wine shelves - (set of 5) - 24 inch models	\$244	\$228	
959896	Stainless steel front facings for wine shelves (1 piece) - 24 inch models	\$50	\$47	
985135	Stainless steel front facings for wine shelves (set of 5) - 24 inch models	\$244	\$228	
939451	Stainless steel tubular handle (kit)	\$138	\$129	
216542	Undercounter Anti-Condensation Pad (required for side by side installations)	\$38	\$35	
963880	Anti-Tip Kit	\$40	\$37	
987922	Stainless toe kick - 24 inch models - Drawer	\$155	\$145	
987309	Stainless toe kick - 24 inch models - RH	\$155	\$145	
987310	Stainless toe kick - 24 inch models - LH	\$155	\$145	
987912	Black toe kick - 24 inch models - Drawer	\$101	\$94	
987308	Black toe kick - 24 inch models - RH	\$101	\$94	
987303	Black toe kick - 24 inch models - LH	\$101	\$94	
987948	White toe kick - 24 inch models - Drawer	\$101	\$94	
987952	White toe kick - 24 inch models - RH	\$101	\$94	
987951	White toe kick - 24 inch models - LH	\$101	\$94	
987550	Stacking kit assembly w/ flush grill-RH	\$171	\$160	
987548	Stacking kit assembly w/ flush grill-LH	\$171	\$160	
205206	Beer line cleaning kit (Beverage dispensers)	\$134	\$125	
831232	Tap locking kit (Black)	\$205	\$192	

ACCESSORIES

24" MODELS










PART NUMBER	DESCRIPTION	MSRP	UMRP	
987936	Drawer pan kit - (2) 1/3 pans, (4) 1/6 pans, (2) 1/9 pans - Drawer models only	\$184	\$171	
987941	Door Stop 90° SS-SG RH	\$24	\$22	
987939	Door Stop 90° SS-SG LH	\$24	\$22	
987938	Door Stop 90° OP-OG RH	\$24	\$22	
987937	Door Stop 90° OP-OG LH	\$24	\$22	
992991	Stacking Kit Assembly Without Grill	\$102	\$95	
991606	120° Door Stop - Right Hinge - SS/SG 24 Inch & 15 Inch Models	\$24	\$22	
991607	120° Door Stop - Left Hinge - SS/SG 24 Inch & 15 Inch Models	\$24	\$22	
991608	120° Door Stop - Right Hinge - OP/OG 24 Inch & 15 Inch Models	\$24	\$22	
990326	120° Door Stop - Left Hinge - OP/OG 24 Inch & 15 Inch Models	\$24	\$22	
991633	Castors (Option only for 24" Beer Dispensers produced after 9/20/16 or serial #8987569)	\$242	\$226	

15" MODELS

PART NUMBER	DESCRIPTION	MSRP	UMRP	
212325	Tempered glass, spill-proof shelf - 15inch models	\$197	\$184	
956590	Floor wine cradle (3-bottles) - 15inch models	\$92	\$86	

ACCESSORIES

15" MODELS

PART NUMBER	DESCRIPTION	MSRP	UMRP	
987771	Glide out wine shelf for RH cabinet-SS HANDLE(4-bottles) -15inch models	\$329	\$307	
991466	Glide out wine shelf for LH cabinet-SS HANDLE(4-bottles) - 15inch models	\$329	\$307	
962600	Glide out wine shelf - STEP for RH cabinet-SS HANDLES (4 bottles) - 15inch models	\$329	\$307	
962599	Glide out wine shelf - STEP for LH cabinet-SS HANDLES (4 bottles) - 15inch models	\$329	\$307	
988119	Glide out wine shelf for RH cabinet-CHERRY HANDLE(4-bottles) -15inch models	\$329	\$307	
991467	Glide out wine shelf for LH cabinet-CHERRY HANDLE(4-bottles) - 15inch models	\$329	\$307	
961707	Glide out wine shelf - STEP for RH cabinet-CHERRY HANDLES (4 bottles) - 15inch models	\$329	\$307	
962588	Glide out wine shelf - STEP for LH cabinet-CHERRY HANDLES (4 bottles) - 15inch models	\$329	\$307	
957845	Unfinished cherry wood front facings for wine shelves - (1 piece) - 15 inch models	\$33	\$31	
962590	Unfinished cherry wood front facings for wine shelves - (set of 5) - 15 inch models	\$174	\$163	
962591	Stainless steel front facings for wine shelves (1 piece) - 15 inch models	\$45	\$42	
962592	Stainless steel front facings for wine shelves (set of 5) - 15 inch models	\$194	\$181	
939451	Stainless steel tubular handle (kit)	\$138	\$129	
987545	Stacking kit assembly w/ flush grill-RH	\$134	\$125	
987543	Stacking kit assembly w/ flush grill-LH	\$134	\$125	
987307	Stainless toe kick - 15 inch models - RH Model	\$146	\$136	
987306	Stainless toe kick - 15 inch models - LH Model	\$146	\$136	
987304	Black toe kick - 15 inch models - RH Model	\$91	\$85	
987305	Black toe kick - 15 inch models - LH Model	\$91	\$85	
987950	White toe kick - 15 inch models - RH Model	\$91	\$85	
987949	White toe kick - 15 inch models - LH Model	\$91	\$85	

15" MODELS

PART NUMBER	DESCRIPTION	MSRP	UMRP	
205206	Beer line cleaning kit (Beverage dispensers)	\$134	\$125	
831232	Tap locking kit	\$205	\$192	
216542	Undercounter Anti-Condensation Pad (required for side by side installations)	\$40	\$35	
963880	Anti-Tip Kit	\$40	\$37	
992991	Stacking Kit Assembly Without Grill	\$102	\$95	
991606	120° Door Stop - Right Hinge - SS/SG 24 Inch & 15 Inch Models	\$24	\$22	
991607	120° Door Stop - Left Hinge - SS/SG 24 Inch & 15 Inch Models	\$24	\$22	
991608	120° Door Stop - Right Hinge - OP/OG 24 Inch & 15 Inch Models	\$24	\$22	
990326	120° Door Stop - Left Hinge - OP/OG 24 Inch & 15 Inch Models	\$24	\$22	
987941	Door Stop 90° SS-SG RH	\$24	\$22	
987939	Door Stop 90° SS-SG LH	\$24	\$22	
987938	Door Stop 90° OP-OG RH	\$24	\$22	
987937	Door Stop 90° OP-OG LH	\$24	\$22	
988612	Ice Machine Descaler - for 15 inch clear ice machine	\$28	\$26	
203416	Replacement Water Filter - for 15 inch clear ice machine	\$69	\$64	
988927	Ice Scoop - for 15 inch clear ice machine	\$34	\$32	

TRUE RESIDENTIAL® SERIES LIMITED WARRANTY STATEMENT

LIMITED 30 DAY COSMETIC WARRANTY

Stainless steel doors, handles, and shelves are warranted to be free from defective materials or workmanship for a period of thirty (30) days from the date of original retail purchase. Any defects must be reported to the selling dealer within thirty (30) days from the date of original retail purchase. This limited warranty excludes any type of freight / concealed damage.

THREE-YEAR PARTS & LABOR WARRANTY *For units purchased after Feb 1, 2013.

TRUE warrants to the original purchaser of every new TRUE refrigerated unit, the cabinet and all parts thereof, to be free from defects in material or workmanship under normal and proper use and maintenance as specified by TRUE and upon proper installation and start-up in accordance with the instruction packet supplied with each TRUE unit. TRUE's obligation under this warranty is limited to a period of three (3) years from the date of original installation or thirty nine (39) months after shipment date from TRUE, whichever occurs first.

SIX-YEAR SEALED SYSTEM WARRANTY - PARTS & LABOR *For units purchased after Feb 1, 2013.

TRUE warrants its hermetically sealed system: compressor, evaporator coil, condenser coil, drier, metering device and connecting tubing to be free from defects in both material and workmanship under normal and proper use and maintenance service for a period of six (6) years from the date of original installation but not to exceed six (6) years and three (3) months after shipment from the manufacturer, whichever occurs first.

SEVEN THROUGH TWELVE-YEAR SEALED SYSTEM WARRANTY - PARTS ONLY *For units shipped from True after Feb 1, 2017 and REGISTERED via True's Product Registration Page – TRUE warrants its hermetically sealed system: compressor, evaporator coil, condenser coil, drier, metering device and connecting tubing to be free from defects in both material and workmanship under normal and proper use and maintenance service period of Twelve (12) years from the date of original installation but not to exceed twelve (12) years and three (3) months after shipment from the manufacturer, whichever occurs first. Product must be registered with True to qualify for this warranty. Factory seconds and clear Ice machines are excluded from this warranty.

TERMS APPLICABLE TO EACH WARRANTY

Any part covered under the above warranties that is determined by TRUE to have been defective within the time frame is limited to the repair or replacement, including labor charges, of defective parts or assemblies. The labor warranty shall include standard straight time labor charges only and reasonable travel time, as determined by TRUE.

WARRANTY CLAIMS

All claims for labor or parts must be made directly through TRUE. All claims should include: model number and serial number of cabinet, proof of purchase, and date of installation. In case of warranted compressor, the compressor model tag must be returned to TRUE along with the above listed information.

WHAT IS NOT COVERED BY THIS WARRANTY

TRUE's sole obligation under this warranty is limited to either repair or replacement of parts, subject to the additional limitations below. This warranty neither assumes nor authorizes any person to assume obligations other than those expressly covered by this warranty.

NO CONSEQUENTIAL DAMAGES. TRUE is not responsible for economic loss, profit loss; or special, indirect or consequential damages, including without limitation, losses or damages arising from food or product spoilage claims whether or not on account or refrigeration failure.

WARRANTY IS NOT TRANSFERABLE. This warranty is not assignable and applies only in favor of the original purchaser/user to whom delivered. Any such assignment or transfer shall void the warranties herein made and shall void all warranties, express or implied, including any warranty or merchantability or fitness for a particular purpose.

IMPROPER USAGE. TRUE assumes no liability for parts or labor coverage for component failure or other damages resulting from improper usage or installation or failure to clean and/or maintain product as set forth in the warranty packet provided with the unit.

ALTERATION OR NEGLIGENCE. TRUE is not responsible for the repair or replacement of any parts that TRUE determines have been subjected after the date of manufacture to alteration, neglect, abuse, misuse, accident, damage during transit or installation, fire, flood, or act of God.

IMPROPER ELECTRICAL CONNECTIONS. TRUE is not responsible for the repair or replacement of failed or damaged components resulting from electrical power failure, high or low voltage, use of extension cords, or improper grounding of the unit.

YOUR RIGHTS UNDER STATE LAW.

This warranty gives you specific legal rights and you may have other rights that vary from state to state. Some states do not allow the exclusion or limitation of consequential damages or a limitation on how long an implied warranty lasts, so the above exclusion or limitation may not apply to you.

OUTSIDE U.S./CANADA. This warranty does not apply to, and TRUE is not responsible for, any warranty claims made on products sold or used outside the United States or Canada.

SUBMIT WARRANTY CLAIMS TO: **True Residential**
2001 East Terra Lane
O'Fallon MO 63366
TrueResidentialWarranty@truemfg.com

TRUE RESIDENTIAL®
USD PRICE LIST

SEPTEMBER 1, 2018

CONTACT US

www.true-residential.com

info@true-residential.com



(636)240-2400 • toll free (888)616-8783

2001 East Terra Lane
O'Fallon, MO 63366

70+ YEARS of TRUE INNOVATION, EXPERTISE and PERFORMANCE.

For more information about True Residential®, please call 888-616-8783 or
visit www.true-residential.com.

