



**Interior Sets • Deadbolts • Handlesets**  
**Cabinet Knobs • Switch Plates • Accessories**  
**Brass, Crystal & Porcelain Knobs**

## ROSETTES



**CLASSIC**  
CLA



**ROPE**  
ROP



**COTTAGE**  
COT



**STUDIO**  
STU

## LONG PLATES



**CRAFTSMAN**  
CRA



**MISSION**  
MIS



**PRAIRIE**  
PRA



**DECO**  
DEC



**NEW YORK**  
NYK



**VICTORIAN**  
VIC




**MEADOWS**  
MEA




**Egg & Dart**  
EAD

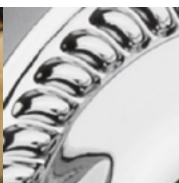
## FINISHES




**ANTIQUE PEWTER**  
AP




**ANTIQUE BRASS**  
AB




**BRIGHT CHROME**  
BC




**OIL-RUBBED BRONZE**  
OB




**POLISHED BRASS**  
PB



**UNLACQUERED BRASS**  
ULB



**SATIN NICKEL**  
SN



**TIMELESS BRONZE**  
TB

# KNOBS



**DECO**  
DEC



**CRAFTSMAN**  
CRA



**MISSION**  
MIS



**HOMESTEAD**  
HOM



**NEW YORK**  
NYK



**VICTORIAN**  
VIC



**MEADOWS**  
MEA



**EGG & DART**  
EAD

NEW!



**CRYSTAL VICTORIAN**  
CVI

NEW!



**CRYSTAL MEADOWS**  
CME

NEW!



**CRYSTAL EGG & DART**  
CED



**CHATEAU**  
CHA



**OVAL CLEAR CRYSTAL**  
OCC



**OVAL FLUTED CRYSTAL**  
OFC



**PARLOUR CRYSTAL LEVER**  
PRL



**ROUND CLEAR CRYSTAL**  
RCC



**CRYSTAL**  
CRY



**BLACK CRYSTAL**  
CRB



**COBALT CRYSTAL**  
CRC



**EMERALD CRYSTAL**  
CRE



**PINK CRYSTAL**  
CRP



**WALDORF**  
WAL



**BLACK WALDORF**  
WAB



**COBALT WALDORF**  
WAC



**EMERALD WALDORF**  
WAE



**PINK WALDORF**  
WAP

NEW!



**WHITE WALDORF**  
WAW



**BLACK PORCELAIN**  
BLK



**BROWN PORCELAIN**  
BRN



**WHITE PORCELAIN**  
WHI



**WHITE ROSE PORCELAIN**  
ROS

# DEADBOLTS



**CRAFTSMAN**  
CRA



**COTTAGE**  
COT



**CLASSIC**  
CLA



**EGG & DART**  
EAD



**MEADOWS**  
MEA



**MISSION**  
MIS



**STUDIO**  
STU



**ROPE**  
ROP



**NEW YORK**  
NYK



**VICTORIAN**  
VIC

# HANDLESETS



"S" Grip"

**CLASSIC**  
CLA



"C" Grip"

**EGG & DART**  
EAD



"F" Grip"

**MEADOWS**  
MEA



"F" Grip"

**NEW YORK**  
NYK



"C" Grip"

**ROPE**  
ROP



"S" Grip"

**VICTORIAN**  
VIC

**INTRODUCTION**

How To Order	6
Policies & Terms / MAP Policy	7
Functions	8
Hardware Designer / Handing	9

**ROSETTES & SHORT PLATES**

Classic Rosette	10
Rope Rosette	11
Cottage	12
Studio	13

**LONG PLATES**

Craftsman	14
Deco	15
Egg & Dart	16
Meadows	17
Mission	18
New York	19
Prairie	20
Victorian	21

**DEADBOLTS & PARTS**

Deadbolts, Knobs, Plates & Rosettes	22
-------------------------------------	----

**HANDLESETS**

Handlesets - Interior Half, Exterior Half and Complete Sets	23
---	----

**ACCESSORIES**

Crystal Cabinet Knobs	24
Switch Plates	25
Push Plates, Coat Hooks & Miscellaneous	26

**DIMENSIONS**

Product Dimensions	27
--------------------	----

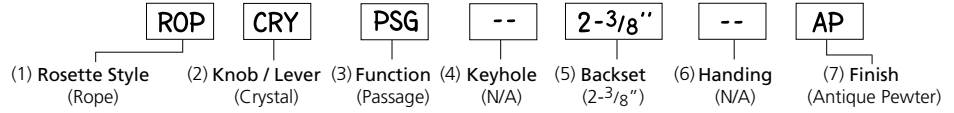
## ORDER CONTACT

Phone: 1-800-522-7336

Fax: 1-844-308-7892

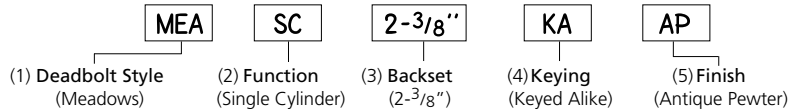
Email: orders@NostalgicWarehouse.com

## INTERIOR SETS



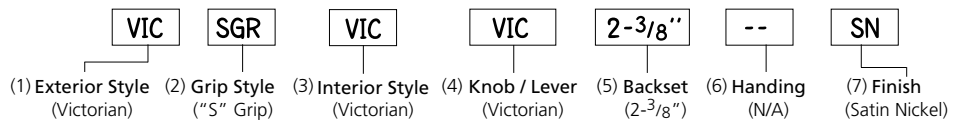
<b>STYLE</b>	(1) Rosette/Plate and (2) Knob/Lever style combination.
<b>FUNCTION</b>	(3) Select the function. (See page 9)
<b>KEYHOLE</b>	(4) Select Keyhole option, if applicable (KH).
<b>BACKSET</b>	(5) Select Backset width: 2-3/8" (Standard) or 2-3/4".
<b>HANDING</b>	(6) Select Handing, if applicable. (See page 12 for Door Handing)
<b>FINISH</b>	(7) Select Finish.

## DEADBOLTS



<b>STYLE</b>	(1) Select the deadbolt style.
<b>FUNCTION</b>	(2) Select the function: Single Cylinder (SC) or Double Cylinder (DC).
<b>BACKSET</b>	(3) Select Backset width: 2-3/8" (Standard) or 2-3/4".
<b>KEYING</b>	(4) Select Keyed Alike (KA) or Keyed Different (KD).
<b>FINISH</b>	(5) Select Finish.

## HANDLESETS



<b>EXT. STYLE</b>	(1) Exterior Handleset Style and (2) Grip Style.
<b>INT. STYLE</b>	(3) Interior Style and (4) Knob/Lever Style Combination.
<b>BACKSET</b>	(5) Select Backset width: 2-3/8" (Standard) or 2-3/4".
<b>HANDING</b>	(6) Select Handing, if applicable. (See page 12 for Door Handing)
<b>FINISH</b>	(7) Select Finish.

## Custom Orders

Any modification to a standard door set, such as split finish/style, latch size exchange or non-standard door thickness will be considered a custom item. Custom orders may require an extra business day to process. When ordering split styles, use the cost of the higher-priced item.

## Free Freight Minimum

All orders totaling \$100 or more will be shipped FedEx Ground at no charge. On orders totaling under \$100, the customer will assume responsibility for shipping charges. Other FedEx Shipping options are available on a customer-pay basis.

## Expedited Orders

Nostalgic Warehouse builds all products to order. Most orders ship within 3-5 business days. Orders under \$850 can be expedited for \$25, while orders totaling more than \$850 can be expedited for \$35. Expedited orders ship within 1-2 days. Orders received **before** 10:00 AM MST will ship by the next business day. Orders received **after** 10:00 AM MST will ship by the second business day.

## Returns

Returns of Nostalgic Warehouse Products must be processed through the original seller in compliance with their Return Policy and Conditions and require a completed RGA Request form. To be eligible for credit, an RGA must be submitted within 60 days of shipping. All items returned to Nostalgic Warehouse, regardless of seller's policy, must be received undamaged and in saleable/new condition. Customer will be charged a 25% restocking fee for all returned merchandise and will be responsible for shipping charges. A 35% restocking fee will be charged on returns made without prior RGA approval. Email: [rga@NostalgicWarehouse.com](mailto:rga@NostalgicWarehouse.com)

## Warranties

### 5-Year Mechanical Warranty

Nostalgic Warehouse warrants its products to be free from defects in materials and workmanship. This warranty is extended to the original user of Nostalgic Warehouse products as long as the user occupies the residential premises on which the products were originally installed. Proof of purchase will be required.

### 5-Year Finish Warranty

Nostalgic Warehouse warrants its products against abnormal wear and fading. Living finishes, Oil Rubbed Bronze and Unlacquered Brass, are designed to wear and patina with use and are not warranted. Damage from harsh chemicals, misuse, or in installation is not warranted. This warranty is extended to the original purchaser of Nostalgic Warehouse products as long as the User occupies the residential premises on which the Products were originally installed. Proof of purchase will be required. For additional Warranty information, please visit

[Nostalgic's Warranty Page](#) online.

## MAP POLICY

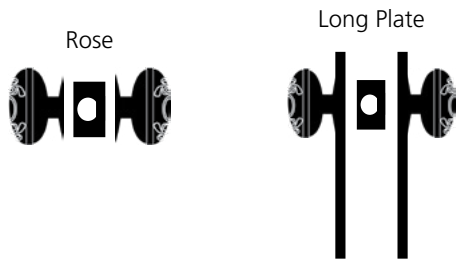
In order to maintain the brand integrity of its products, Nostalgic Warehouse will not do business with any Dealer who sells or offers to sell our Nostalgic Warehouse branded products at prices less than 75% of the list prices as published in the current price book, or as modified on occasion by Nostalgic Warehouse for promotional purposes. If and when Nostalgic Warehouse becomes aware that a Dealer has failed to comply with this MAP policy, Nostalgic Warehouse will take corrective actions, including:

1. Sending a Map Policy Violation Notice and reminders that it reserves the right to adjust and/or remove the Dealer's volume discount pricing within 7 days.
2. Nostalgic Warehouse will not adjust the volume discount pricing for the Dealer if the Dealer in violation reverts to compliant pricing.
3. Nostalgic Warehouse reserves the right to adjust and/or remove the Dealer's volume discount pricing for 90 days following the violation, and to terminate the business relationship thereafter.
4. If a second subsequent MAP Policy Violation occurs, Nostalgic Warehouse reserves the right to discontinue selling Nostalgic Warehouse products to the Dealer or to adjust/remove volume discount pricing for the Dealer immediately.

Pursuant to applicable state and federal laws, the terms of this policy are non-negotiable, imposed unilaterally by Nostalgic Warehouse, and apply equally to all of our Dealers. Additionally, Nostalgic Warehouse does not require any agreement, approval, or other assurance from you that you will comply with this policy.


## Passage (PSG)

Active tubular latch with no locking mechanism. Knob is always unlocked. Specify "KH" to order a non-functioning keyhole. Standard door range: 1-3/8" to 1-3/4" thick.



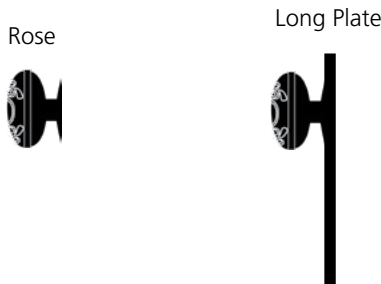
## Privacy (PRV)

Active tubular latch with locking mechanism. Privacy pin provides locking through rosette or long plate. Can be opened from outside with small tool. Specify "KH" to order a non-functioning keyhole. Standard door range: 1-3/8" to 1-3/4" thick.



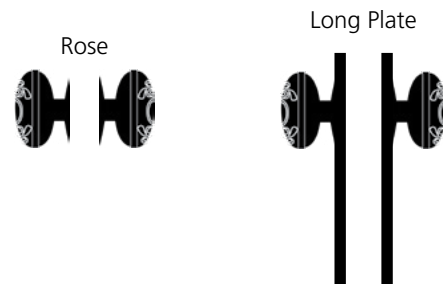
## Single Dummy (SD)

Non-functioning door set with no latch, and no locking mechanism, used on one side of door (typically used with roller catch, flush bolts or surface bolts). Surface mounted. Specify "KH" to order a non-functioning keyhole.



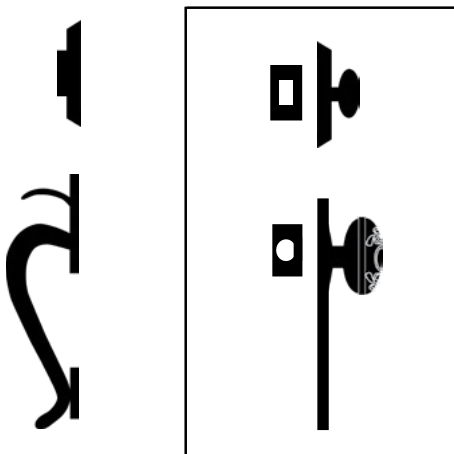
## Double Dummy (DD)

Two non-functioning door sets (with no latch) are used on both sides of a door, or on side-by-side or French doors (typically used with roller catch, flush bolts or surface bolts). Surface mounted or thru-bolted. Specify "KH" to order a non-functioning keyhole.



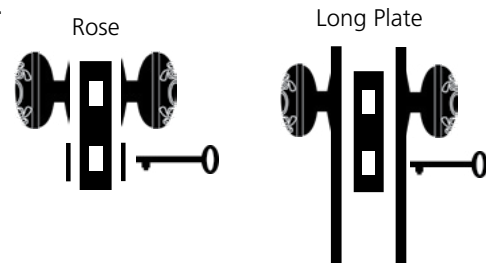
## Handleset Exterior Single Cylinder

Active thumb-operated tubular latch and grip with single cylinder deadbolt. Requires interior single handleset. Fits doors 1-3/4" thick. Kits available for 2".



## Interior Mortise (IM)

Active mortise latch with skeleton key locking mechanism. Requires special mortise door preparation for mortise case. Standard door range: 1-3/8" to 1-3/4" thick.



## Handleset Interior Single Cylinder

Active tubular latch (passage) with a single cylinder deadbolt. Requires exterior single cylinder to make a complete handleset. Fits doors 1-3/4" thick. Kits available for 2".

## Single Cylinder Deadbolt

Manually operated bolt for entry door with keyed cylinder on the exterior and thumbturn on the interior. Fits doors 1-3/4" thick. Kits available for 2".



## Double Cylinder Deadbolt

Manually operated bolt for entry door with keyed cylinder on both the exterior and interior. Fits doors 1-3/4" thick. Kits available for 2".



## Create a custom look with the Nostalgic Warehouse Hardware Designer!


Visit the [Hardware Designer](#) now



- Mix & Match knobs, plates and finishes for a custom combination.
- Show your customers combinations that are not on display.
- Print or email your customer's favorite combinations.
- Responsive design allows you to create over 2,500 custom combinations on any device.

## DOOR HANDING

Handing of doors is **CRITICAL** when selecting Split Finish or Split Design combinations that have the Privacy function. Handing of doors is **NOT REQUIRED** for Standard Passage, Privacy, Mortise or Dummy functions.



**Inside of Door** - The **Inside** of a door refers to the side of the door that faces the room. For example, for a bedroom door on a hallway, the **Inside** of the door would face the bedroom.


**Outside of Door** - The **Outside** of a door refers to the side of the door that faces away from the room. The **Outside** of a door is generally more visible to visitors, and therefore a rosette on this side of the door has no visible screws. For example, on a bedroom door, the **Outside** would face the hallway.



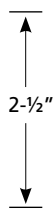
# CLASSIC ROSETTE

Simple, elegant round shape provides beauty and versatility.

## PRICING APPLIES TO ALL FINISHES AND ALL KNOBS



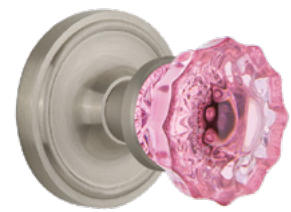
Classic Rosette with Round Clear Crystal Knob (CLARCC)



Classic Rosette with Waldorf Knob (CLAWAL)



Classic Rosette with Homestead Knob (CLAHOM)



Classic Rosette with Pink Crystal Knob (CLACRP)



Classic Rosette with White Porcelain Knob (CLAWHI)



Classic Rosette with Deco Knob (CLADEC)



Classic Rosette with Crystal Victorian Knob (CLACVI)




Classic Rosette with Egg & Dart Knob (CLAEAD)

**Mix and match any knob or lever with any rosette or plate. Hundreds of combinations available. Try our Hardware Designer online to see more.**

Function	List Price
<b>*Single Dummy</b>	<b>\$85.00</b>
<b>Passage, Privacy, *Double Dummy</b>	<b>\$140.00</b>
<b>Mortise (includes matching keyhole cover)</b>	<b>\$215.00</b>

2-3/8" backset standard unless 2-3/4" specified. Mortise backset is 2-1/4". Split finishes available at no extra charge. All sets fit doors 1-3/8" to 1-3/4" thick. Not all combinations available in Bright Chrome. \*All dummy sets are surface mounted.




# ROPE ROSETTE

Detailed rope border captures a style that's been popular for centuries.

ROPE (ROP)

## PRICING APPLIES TO ALL FINISHES AND ALL KNOBS



**Mix and match any knob or lever with any rosette or plate. Hundreds of combinations available. Try our Hardware Designer online to see more.**

Function	List Price
<b>*Single Dummy</b>	<b>\$85.00</b>
<b>Passage, Privacy, *Double Dummy</b>	<b>\$140.00</b>
<b>Mortise (includes matching keyhole cover)</b>	<b>\$215.00</b>

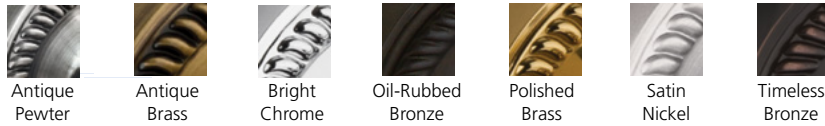
2-3/8" backset standard unless 2-3/4" specified. Mortise backset is 2-1/4". Split finishes available at no extra charge. All sets fit doors 1-3/8" to 1-3/4" thick. Not all combinations available in Bright Chrome. \*All dummy sets are surface mounted.



# COTTAGE

Arched top and bottom gives a sense of effortless grace.

## PRICING APPLIES TO ALL FINISHES AND ALL KNOBS



Antique Pewter

Antique Brass

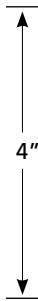
Bright Chrome

Oil-Rubbed Bronze

Polished Brass

Satin Nickel

Timeless Bronze



Cottage with Oval Fluted Crystal Knob (COTOFC)



Cottage with Meadows Knob (COTMEA)



Cottage with Crystal Egg & Dart Knob (COTCED)



Cottage with New York Knob (COTNYK)



Cottage with Crystal Knob (COTCRY)



Cottage with White Porcelain Knob (COTWHI)



Cottage with Homestead Knob (COTHOM)




Cottage with Oval Clear Crystal Knob (COTOCC)

**Mix and match any knob or lever with any rosette or plate. Hundreds of combinations available. Try our Hardware Designer online to see more.**

Function	List Price
*Single Dummy	\$100.00
Passage, Privacy, *Double Dummy	\$165.00

2-3/8" backset standard unless 2-3/4" specified. Mortise backset is 2-1/4". Split finishes available at no extra charge. All sets fit doors 1-3/8" to 1-3/4" thick. Not all combinations available in Bright Chrome. \*All dummy sets are surface mounted.



STUDIO (STU)

**PRICING APPLIES TO ALL FINISHES AND ALL KNOBS**



Antique Pewter



Antique Brass



Bright Chrome



Oil-Rubbed Bronze



Polished Brass




Satin Nickel



Timeless Bronze



Studio with Black Porcelain Knob (STUBLK)



Studio with Waldorf White Milk Glass Knob (STUWAW)



Studio with Deco Knob (STUDEC)



Studio with Oval Fluted Crystal Knob (STUOFC)



Studio with Homestead Knob (STUHOM)



Studio with Mission Knob (STUMIS)



Studio with Crystal Meadows Knob (STUCME)



Studio with New York Knob (STUNYK)

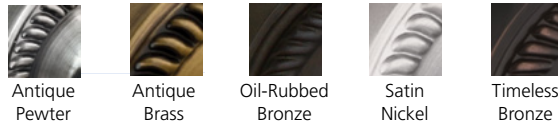
**Mix and match any knob or lever with any rosette or plate. Hundreds of combinations available. Try our Hardware Designer online to see more.**

Function	List Price
*Single Dummy	\$100.00
Passage, Privacy, *Double Dummy	\$165.00


2-3/8" backset standard unless 2-3/4" specified. Mortise backset is 2-1/4". Split finishes available at no extra charge. All sets fit doors 1-3/8" to 1-3/4" thick. Not all combinations available in Bright Chrome. \*All dummy sets are surface mounted.



**PRICING APPLIES TO ALL FINISHES AND ALL KNOBS**



CRAFTSMAN (CRA)



Craftsman with Craftsman Knob (CRACRA)



Craftsman with White Porcelain Knob (CRAWHI)



Craftsman with Round Clear Crystal Knob (CRARCC)



Craftsman with New York Knob (CRANYK)



Craftsman with Oval Clear Crystal Knob (CRAOCC)



Craftsman with Homestead Knob (CRAHOM)



Craftsman with Black Waldorf Knob (CRAWAB)

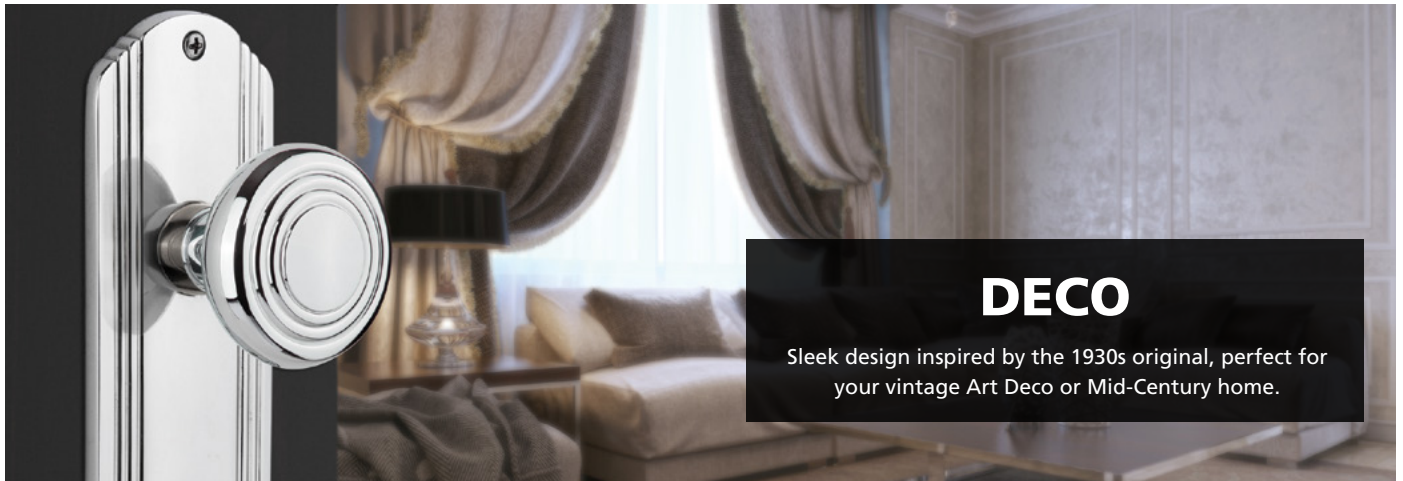


Craftsman with Mission Glass Knob (CRAMIS)

**Mix and match any knob or lever with any rosette or plate. Hundreds of combinations available. Try our Hardware Designer online to see more.**

Function	List Price
*Single Dummy	\$115.00
Passage, Privacy, *Double Dummy	\$190.00
Mortise	\$280.00

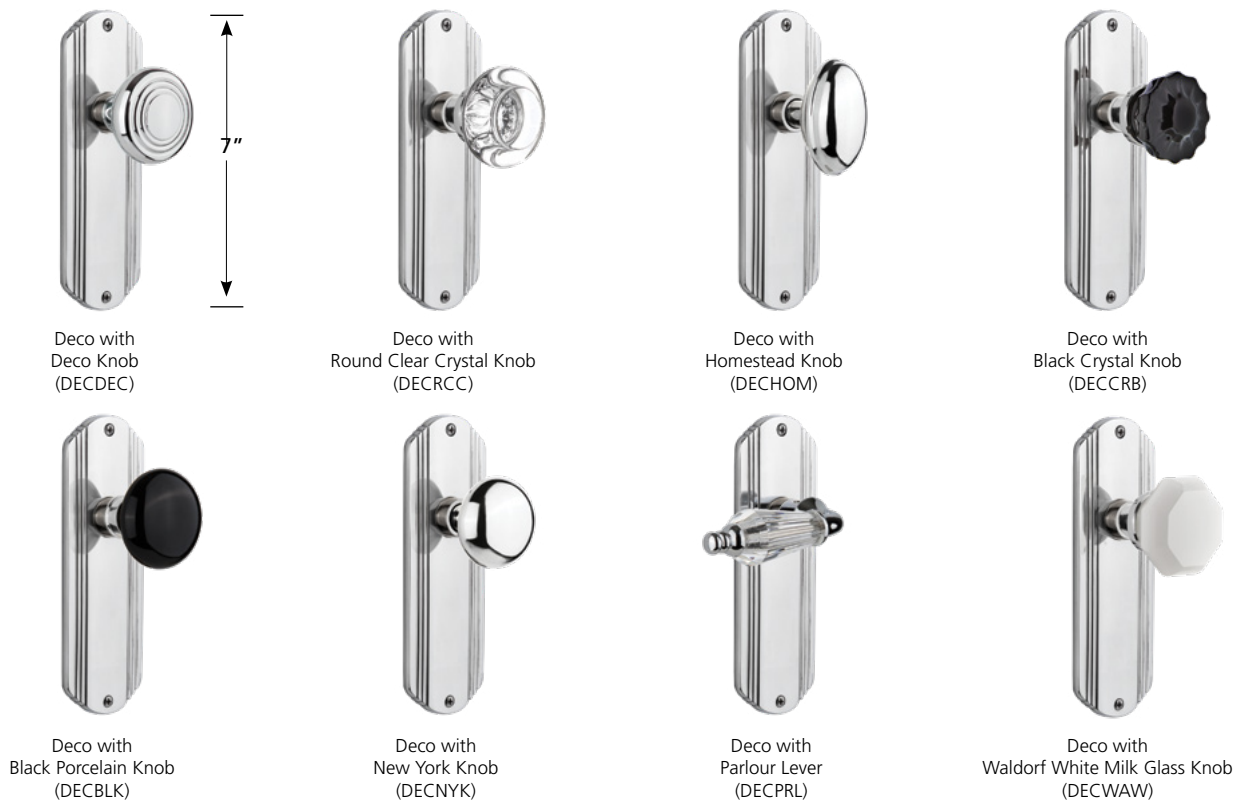

2-3/8" backset standard unless 2-3/4" specified. Mortise backset is 2-1/4". Split finishes available at no extra charge. All sets fit doors 1-3/8" to 1-3/4" thick. All plates ship without keyhole unless specified by adding "KH" on order form. Keyhole available at no extra charge. \*All dummy sets are surface mounted.



# DECO

Sleek design inspired by the 1930s original, perfect for your vintage Art Deco or Mid-Century home.

## PRICING APPLIES TO ALL FINISHES AND ALL KNOBS



DECO (DEC)

**Mix and match any knob or lever with any rosette or plate.  
Hundreds of combinations available. Try our Hardware Designer online to see more.**

Function	List Price
<b>*Single Dummy</b>	<b>\$115.00</b>
<b>Passage, Privacy, *Double Dummy</b>	<b>\$190.00</b>
<b>Mortise</b>	<b>\$280.00</b>

2-3/8" backset standard unless 2-3/4" specified. Mortise backset is 2-1/4". Split finishes available at no extra charge. All sets fit doors 1-3/8" to 1-3/4" thick. All plates ship without keyhole unless specified by adding "KH" on order form. Keyhole available at no extra charge.

\*All dummy sets are surface mounted.



# EGG & DART

Delicate floral crown and foot and distinctive swirl define elegance.

## PRICING APPLIES TO ALL FINISHES AND ALL KNOBS



Antique Pewter



Antique Brass



Oil-Rubbed Bronze



Polished Brass



Unlacquered Brass



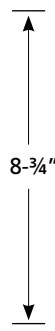
Satin Nickel



Timeless Bronze



Egg & Dart with Egg & Dart Knob (EADEAD)



Egg & Dart with Waldorf Knob (EADWAL)



Egg & Dart with New York Knob (EADNYK)



Egg & Dart with Crystal Egg & Dart Knob (EADCED)



Egg & Dart with Oval Fluted Crystal Knob (EADOFC)



Egg & Dart with Homestead Knob (EADHOM)



Egg & Dart with Black Waldorf Knob (EADWAB)



Egg & Dart with Crystal Knob (EADCRY)


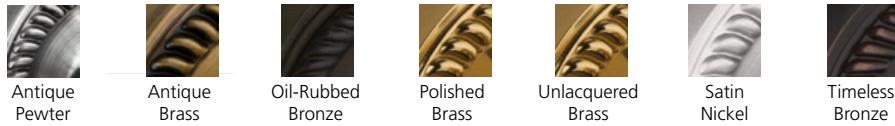
**Mix and match any knob or lever with any rosette or plate. Hundreds of combinations available. Try our Hardware Designer online to see more.**

Function	List Price
<b>*Single Dummy</b>	<b>\$115.00</b>
<b>Passage, Privacy, *Double Dummy</b>	<b>\$190.00</b>
<b>Mortise</b>	<b>\$280.00</b>

2-3/8" backset standard unless 2-3/4" specified. Mortise backset is 2-1/4". Split finishes available at no extra charge. All sets fit doors 1-3/8" to 1-3/4" thick. All plates ship without keyhole unless specified by adding "KH" on order form. Keyhole available at no extra charge. \*All dummy sets are surface mounted.



**PRICING APPLIES TO ALL FINISHES AND ALL KNOBS**




MEADOWS (MEA)

**Mix and match any knob or lever with any rosette or plate. Hundreds of combinations available. Try our Hardware Designer online to see more.**

Function	List Price
*Single Dummy	\$115.00
Passage, Privacy, *Double Dummy	\$190.00
Mortise	\$280.00

2-3/8" backset standard unless 2-3/4" specified. Mortise backset is 2-1/4". Split finishes available at no extra charge. All sets fit doors 1-3/8" to 1-3/4" thick. All plates ship without keyhole unless specified by adding "KH" on order form. Keyhole available at no extra charge.  
 \*All dummy sets are surface mounted.



# MISSION

Recognizable square corner design and inlaid steps.

## PRICING APPLIES TO ALL FINISHES AND ALL KNOBS



Antique Pewter



Antique Brass



Oil-Rubbed Bronze



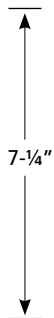
Satin Nickel



Timeless Bronze



Mission with Mission Knob (MISMIS)



Mission with Black Porcelain Knob (MISBLK)



Mission with Round Clear Crystal Knob (MISRCC)



Mission with New York Knob (MISNYK)



Mission with Oval Clear Crystal Knob (MISOCC)



Mission with Homestead Knob (MISHOM)



Mission with Waldorf White Milk Glass Knob (MISWAW)

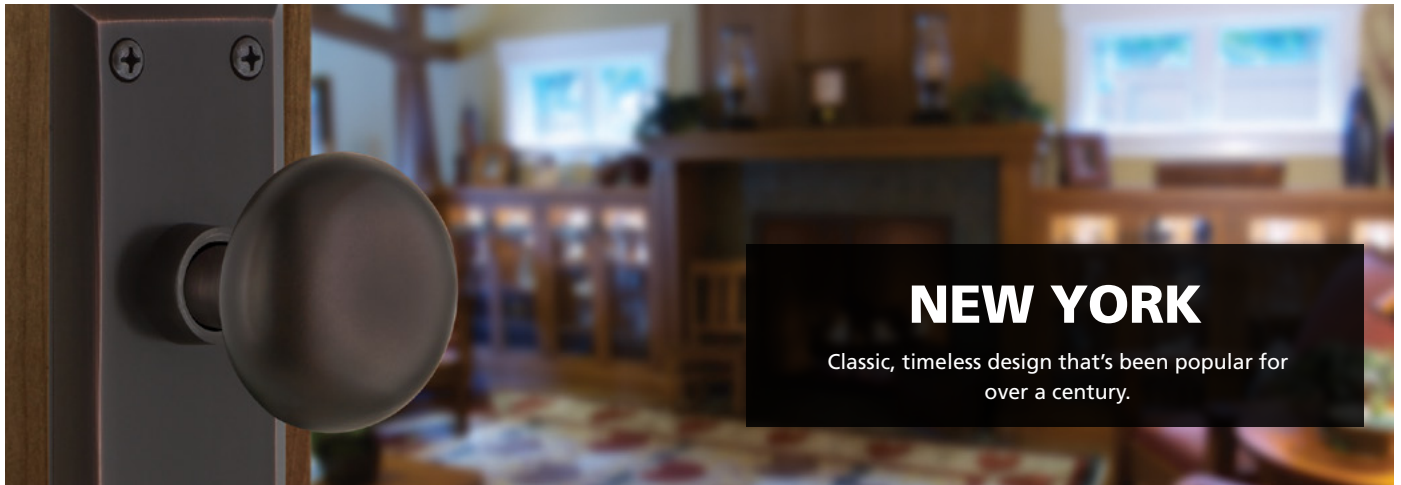


Mission with Crystal Knob (MISCRY)


**Mix and match any knob or lever with any rosette or plate. Hundreds of combinations available. Try our Hardware Designer online to see more.**

Function	List Price
<b>*Single Dummy</b>	<b>\$115.00</b>
<b>Passage, Privacy, *Double Dummy</b>	<b>\$190.00</b>
<b>Mortise</b>	<b>\$280.00</b>

2-3/8" backset standard unless 2-3/4" specified. Mortise backset is 2-1/4". Split finishes available at no extra charge. All sets fit doors 1-3/8" to 1-3/4" thick. All plates ship without keyhole unless specified by adding "KH" on order form. Keyhole available at no extra charge. \*All dummy sets are surface mounted.




**PRICING APPLIES TO ALL FINISHES AND ALL KNOBS**




**Mix and match any knob or lever with any rosette or plate.  
Hundreds of combinations available. Try our Hardware Designer online to see more.**

Function	List Price
<b>*Single Dummy</b>	<b>\$115.00</b>
<b>Passage, Privacy, *Double Dummy</b>	<b>\$190.00</b>
<b>Mortise</b>	<b>\$280.00</b>

2-3/8" backset standard unless 2-3/4" specified. Mortise backset is 2-1/4". Split finishes available at no extra charge. All sets fit doors 1-3/8" to 1-3/4" thick. All plates ship without keyhole unless specified by adding "KH" on order form. Keyhole available at no extra charge.  
\*All dummy sets are surface mounted.



**PRICING APPLIES TO ALL FINISHES AND ALL KNOBS**



**Mix and match any knob or lever with any rosette or plate.  
Hundreds of combinations available. Try our Hardware Designer online to see more.**

Function	List Price
<b>*Single Dummy</b>	<b>\$115.00</b>
<b>Passage, Privacy, *Double Dummy</b>	<b>\$190.00</b>
<b>Mortise</b>	<b>\$280.00</b>

2-3/8" backset standard unless 2-3/4" specified. Mortise backset is 2-1/4". Split finishes available at no extra charge. All sets fit doors 1-3/8" to 1-3/4" thick. All plates ship without keyhole unless specified by adding "KH" on order form. Keyhole available at no extra charge.  
\*All dummy sets are surface mounted.



# VICTORIAN

Distinct curvilinear embellishment, unmistakably old world vogue.

## PRICING APPLIES TO ALL FINISHES AND ALL KNOBS



Antique Pewter



Antique Brass



Oil-Rubbed Bronze



Polished Brass



Unlacquered Brass



Satin Nickel



Timeless Bronze



Victorian with Victorian Knob (VICVIC)

8-1/4"



Victorian with Waldorf Knob (VICWAL)



Victorian with Homestead Knob (VICHOM)



Victorian with Crystal Knob (VICCRY)



Victorian with Chateau Knob (VICCHA)



Victorian with Crystal Victorian Knob (VICCVI)



Victorian with Parlour Lever (VICPRL)



Victorian with Waldorf White Milk Glass Knob (VICWAW)

VICTORIAN (VIC)

**Mix and match any knob or lever with any rosette or plate. Hundreds of combinations available. Try our Hardware Designer online to see more.**

Function	List Price
*Single Dummy	\$115.00
Passage, Privacy, *Double Dummy	\$190.00
Mortise	\$280.00

2-3/8" backset standard unless 2-3/4" specified. Mortise backset is 2-1/4". Split finishes available at no extra charge. All sets fit doors 1-3/8" to 1-3/4" thick. All plates ship without keyhole unless specified by adding "KH" on order form. Keyhole available at no extra charge.

\*All dummy sets are surface mounted.



**CRAFTSMAN**  
CRA



**COTTAGE**  
COT



**CLASSIC**  
CLA



**EGG & DART**  
EAD



**MEADOWS**  
MEA



**MISSION**  
MIS



**STUDIO**  
STU



**ROPE**  
ROP



**NEW YORK**  
NYK



**VICTORIAN**  
VIC

Style	List Price
Rosette	\$135.00
Short Plate & Long Plate	\$145.00

Single Cylinder (SC) or Double Cylinder (DC); see **FUNCTIONS**, page 9. All deadbolts fit doors 1-3/4" thick. Kits available for 2". For finish options refer to rosette, short and long plate style pages 12-23.

## PARTS: KNOBS ONLY



**CRYSTAL**  
CRY



**VICTORIAN**  
VIC



**WALDORF**  
WAL

Style	List Price
All Knobs	\$65.00 (pair, including spindle)

Please indicate **KNOBS ONLY** when ordering. Split finishes available at no extra charge. All sets fit doors 1-3/8" to 1-3/4" thick.

## PARTS: ROSETTES/PLATES ONLY



**CLASSIC**  
CLA



**STUDIO**  
STU



**NEW YORK**  
NYK

Style	List Price
Rosette - Dummy (DUM) and Mortise (IM)	\$30.00 (each)
Rosette - Passage (PSG) and Privacy (PRV)	\$60.00 (pair)
Short Plate - Dummy (DUM)	\$45.00 (each)
Short Plate - Passage (PSG) and Privacy (PRV)	\$80.00 (pair)
Long Plate - Dummy (DUM) and Mortise (IM)	\$55.00 (each)
Long Plate - Passage (PSG) and Privacy (PRV)	\$100.00 (pair)

All plates will ship without keyhole unless specified by adding "KH" on order form. Keyhole available at no extra charge. For finish options refer to rosette, short and long plate style pages 12-23.

# HANDLESETS - EXTERIOR OPTIONS

Effective July 1, 2018



**CLASSIC (CLA)**  
"S" Grip (SGRP)



**Egg & Dart (EAD)**  
"C" Grip (CGRP)



**MEADOWS (MEA)**  
"F" Grip (FGRP)



**NEW YORK (NYK)**  
"F" Grip (FGRP)



**ROPE (ROP)**  
"C" Grip (CGRP)



**VICTORIAN (VIC)**  
"S" Grip (SGRP)

Visit our website to see all styles in all finishes

# HANDLESETS - INTERIOR OPTIONS



**Craftsman (CRA)**



**EGG & DART (EAD)**



**MEADOWS (MEA)**



**Mission (MIS)**



**NEW YORK (NYK)**



**Victorian (VIC)**



**COTTAGE (COT)**



**STUDIO (STU)**



**CLASSIC (CLA)**



**ROPE (ROP)**

Visit our website to see all styles in all finishes

Style	List Price
<b>Handleset - Complete</b> (Interior and Exterior)	<b>\$400.00</b>

2-3/8" backset standard unless 2-3/4" specified. Mortise backset is 2-1/4". Split finishes available at no extra charge. All sets fit doors 1-3/4" thick. Kits available for 2". *Vintage Brass (VB)* is the corresponding exterior finish for *Antique Brass (AB)*. *Timeless Bronze (TB)* is the corresponding exterior finish for *Oil-Rubbed Bronze (OB)*.

# CRYSTAL CABINET KNOBS



Antique Brass



Antique Pewter



Bright Chrome



Polished Brass



Polished Nickel



Satin Nickel



Timeless Bronze



Unlacquered Brass




**Baguette Crystal Cabinet Knob**  
CKB-BCC-40



**Baguette Crystal Cabinet Knob**  
CKB-BCC-45



**Chateau Crystal Cabinet Knob**  
CKB-CHA



**Crystal Cabinet Knob**  
CKB-CRY



**Oval Clear Crystal Cabinet Knob**  
CKB-OCC




**Oval Fluted Crystal Cabinet Knob**  
CKB-OFC



**Round Clear Crystal Cabinet Knob**  
CKB-RCC



**Waldorf Crystal Cabinet Knob**  
CKB-WAL



**Clear Crystal Cup Pull**  
CPL-CCL



**Frosted Crystal Cup Pull**  
CPL-CFR



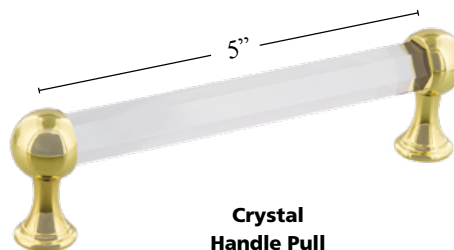
**Clear Fluted Crystal Cup Pull**  
CPL-CCF



**Frosted Fluted Crystal Cup Pull**  
CPL-CFF



**Crystal Handle Pull**  
HPL-CRY



**Crystal Handle Pull**  
HPL-CRY

Hardware Type	Price
Crystal Cabinet Knob (CKB)	\$19.95
Crystal Cabinet Pull (CPL) / Handle Pull (HPL)	\$19.95

Measurements for cabinet pulls and handles are center to center. Not all products offered in all finishes.

ACCESSORIES

# SWITCH PLATES



**Victorian**  
VIC



**Deco**  
DEC



**Meadows**  
MEA



**Egg & Dart**  
EAD



**New York**  
NYK



**Rope**  
ROP



Antique  
Brass



Antique  
Pewter



Bright  
Chrome



Polished  
Brass



Satin  
Nickel



Timeless  
Bronze



Unlacquered  
Brass

	Switch Plate Configuration	Available Finishes	Price Each: Deco and New York	Price Each: Egg & Dart and Meadows	Price Each: Rope and Victorian
	Blank Cover (SWPLTB)	AB, AP, BC, PB, SN, TB, ULB	<b>\$18.00</b>	<b>\$20.00</b>	<b>\$24.00</b>
	Single Duplex Outlet (SWPLTD)	AB, AP, BC, PB, SN, TB, ULB	<b>\$18.00</b>	<b>\$20.00</b>	<b>\$24.00</b>
	Single Rocker (SWPLTR1)	AB, AP, BC, PB, SN, TB, ULB	<b>\$18.00</b>	<b>\$20.00</b>	<b>\$24.00</b>
	Single Toggle (SWPLTT1)	AB, AP, BC, PB, SN, TB, ULB	<b>\$18.00</b>	<b>\$20.00</b>	<b>\$24.00</b>
	Double Duplex Outlet (SWPLTD2)	AB, AP, BC, PB, SN, TB, ULB	<b>\$28.00</b>	<b>\$30.00</b>	<b>\$32.00</b>
	Double Rocker (SWPLTR2)	AB, AP, BC, PB, SN, TB, ULB	<b>\$28.00</b>	<b>\$30.00</b>	<b>\$32.00</b>
	Double Toggle (SWPLTT2)	AB, AP, BC, PB, SN, TB, ULB	<b>\$28.00</b>	<b>\$30.00</b>	<b>\$32.00</b>
	Rocker & Duplex Outlet (SWPLTRD)	AB, AP, BC, PB, SN, TB, ULB	<b>\$28.00</b>	<b>\$30.00</b>	<b>\$32.00</b>
	Toggle & Duplex Outlet (SWPLTTD)	AB, AP, BC, PB, SN, TB, ULB	<b>\$28.00</b>	<b>\$30.00</b>	<b>\$32.00</b>
	Toggle & Rocker (SWPLTTR)	AB, AP, BC, PB, SN, TB, ULB	<b>\$28.00</b>	<b>\$30.00</b>	<b>\$32.00</b>
	Triple Rocker (SWPLTR3)	AB, AP, BC, PB, SN, TB, ULB	<b>\$38.00</b>	<b>\$42.00</b>	<b>\$46.00</b>
	Triple Toggle (SWPLTT3)	AB, AP, BC, PB, SN, TB, ULB	<b>\$38.00</b>	<b>\$42.00</b>	<b>\$46.00</b>

ACCESSORIES

# Push Plates



STYLE	LOUIS PSHLOU	NEW YORK PSHNYK	NEW ORLEANS (M) PSHNO	SAN FRANCISCO PSHSFR	PRAIRIE PSHPRA
SIZE	W: 3-1/8" H: 15-1/4"	W: 2-3/4" H: 10"	W: 3" H: 16-1/4"	W: 3-1/16" H: 18"	W: 3-1/2" H: 12"
PRICE	\$60.00	\$60.00	\$100.00	\$140.00	\$60.00
FINISHES	AB, AP, BC, PB, OB, SN, TB, ULB				

# Coat Hooks



STYLE	CLASSIC CHKCLA	PLAIN CHKPLN	ROPE CHKROP	SCHOOLHOUSE CHKSCH	VICTORIAN CHKVIC
SIZE	H: 4-3/4"	H: 4-1/4"	H: 4-3/4"	H: 4-1/2"	H: 4-1/2"
PRICE	\$14.00	\$22.00	\$22.00	\$14.00	\$14.00
FINISHES	AB, AP, BC, PB, SN, TB, ULB				

# and more!



STYLE	RUBBER-TIPPED DOORSTOP DSTCLS	BRASS FLUSH CATCH FCTPLN	BEADED FLUSH PULL FLPBED	CLASSIC KEYHOLE COVER KHLCLA	ROPE KEYHOLE COVER KHLROP	BRASS BIN PULL CPLPLN
SIZE	W: 3"	W: 2" H: 2"	W: 2-7/16" H: 6-3/4"	H: 1-7/8"	H: 2"	W: 3-1/2" H: 1-1/2"
PRICE	\$13.00	\$20.00	\$45.00	\$10.00	\$10.00	\$12.00
FINISHES	AB, AP, BC, PB, OB, SN, TB, ULB					



Antique Brass



Antique Pewter



Bright Chrome



Polished Brass



Oil-Rubbed Bronze



Satin Nickel



Timeless Bronze



Unlacquered Brass

## KNOBS

Style	Code	Dimensions
Chateau	CHA	2-3/4" H x 1-3/4" W
Craftsman	CRA	2-1/4" Dia.
Crystal	CRY	2-1/8" Dia.
Deco	DEC	2-1/8" Dia.
Egg & Dart	EAD	2-1/4" Dia.
Homestead	HOM	2-3/4" H x 1-5/8" W
Meadows	MEA	2-1/4" Dia.
Mission	MIS	2-1/4" Dia.
New York	NYK	2-1/8" Dia.
Oval Clear Crystal	OCC	2-3/4" H x 1-5/8" W
Oval Fluted Crystal	OFC	2-3/4" H x 1-5/8" W
Parlour	PRL	4-3/8" H x 1-1/4" W
Round Clear Crystal	RCC	2-1/4" Dia.
Victorian	VIC	2-3/4" H x 1-5/8" W
Waldorf	WAL	2-1/4" Dia.
White Porcelain	WHI	2-1/4" Dia.
White Rose Porcelain	ROS	2-1/4" Dia.

## ROSETTES & SHORT PLATES

Classic	CLA	2-1/2" Dia.
Rope	ROP	2-1/2" Dia.
Cottage	COT	4" H x 2-1/2" W
Studio	STU	4" H x 2-1/2" W

## LONG PLATES

Craftsman	CRA	6-3/4" H x 3" W
Deco	DEC	7" H x 2-3/8" W
Egg & Dart	EAD	8-3/4" H x 2-5/8" W
Meadows	MEA	7-7/8" H x 2-5/8" W
Mission	MIS	7-1/4" H x 2-1/2" W
New York	NYK	7" H x 2-1/4" W
Prairie	PRA	7-1/8" H x 2-5/8" W
Victorian	VIC	8-1/4" H x 2-3/4" W

Note: All dimensions are approximate and subject to change.


## DEADBOLTS

Style	Code	Dimensions
Classic	CLA	2-5/8" Dia.
Craftsman	CRA	4-3/16" H x 2-7/8" W
Cottage	COT	4" H x 2-1/2" W
Egg & Dart	EAD	4" H x 2-5/8" W
Meadows	MEA	3-3/8" H x 2-1/2" W
Mission	MIS	3-1/8" H x 2-1/2" W
New York	NYK	3-1/2" H x 2-1/2" W
Rope	ROP	2-5/8" Dia.
Studio	STU	4" H x 2-1/2" W
Victorian	VIC	4-1/2" H x 2-7/8" W

## MORTISE LOCK

Mortise Body	4" H x 3" W x 9/16" Thick
Mortise Spindle	3/8" - 20 Thread
Backset	2-1/4"
Spindle to Keyhole Center	2-1/4"
Lock Faceplate	6" H x 7/8" W
Strikeplate	4" H x 7/8" W

## FINISHES



**ANTIQUÉ PEWTER**  
AP

**ANTIQUÉ BRASS**  
AB

**BRIGHT CHROME**  
BC

**OIL-RUBBED BRONZE**  
OB

**POLISHED BRASS**  
PB

**UNLACQUERED BRASS**  
ULB

**SATIN NICKEL**  
SN

**TIMELESS BRONZE**  
TB



### **ADMINISTRATIVE OFFICES**

4607 Monaco Street  
Denver, CO 80216

### **RETURNS**

Attn: RGA Department  
4609 Monaco Street, Dock 10  
Denver, CO 80216

### **CUSTOMER SERVICE**

Nostalgic Warehouse  
4607 Monaco Street  
Denver, CO 80216

Phone: 1-800-522-7336

Fax: 1-844-308-7892

[orders@NostalgicWarehouse.com](mailto:orders@NostalgicWarehouse.com)



[facebook.com/NostalgicWarehouse](https://facebook.com/NostalgicWarehouse)



[instagram.com/NostalgicWarehouse](https://instagram.com/NostalgicWarehouse)



[pinterest.com/NWDDoorHardware](https://pinterest.com/NWDDoorHardware)



[twitter.com/NWDDoorHardware](https://twitter.com/NWDDoorHardware)