

A high-quality photograph of a kitchen sink area. In the foreground, a sleek, chrome faucet with a curved spout stands on a white countertop. Below it is a dark, rectangular stainless steel sink. Inside the sink, a small potted herb plant is visible. On the countertop behind the sink, there is a wooden cutting board with fresh green herbs, a white mortar and pestle, and a small white soap dish. The background shows a blurred kitchen with light-colored cabinets and a warm, ambient light source.

 **KINDRED**

KITCHEN SINKS AND MORE

SHOWROOM PRICE GUIDE - JUNE 2017

Kindred

Your home and everything in it is a reflection of you. From the comforts that are important to you and your family, to design preferences and layouts, and even the fixtures and fittings in kitchen, all elements echo the unique aspects of your life. The kitchen is the center of the home, the heart. That's why we make Kindred sinks and accessories so easy on their owners.

Easy to choose
Easy to install
Easy to clean
Easy to love

Choose from Kindred's offering of stainless steel and color products, for topmount, dualmount or undermount installation, and complement your choice with one of our chore busting accessories. Durable, functional products, designed for living, in a variety of sizes, shapes and price points.

Every product is thoughtfully considered down to the smallest detail, to ensure that your selection is both practical and beautiful. And we stand behind our products with industry certifications, and solid product warranties.

We appreciate your interest in our products and invite you to explore the many Kindred options for the heart of your home. Thank you!

KITCHEN SINKS AND MORE 





KINDRED STYLE.

function, finish and fittings...



A sink serves one key function ... to wash up. Plain and simple.

However, with consideration for bowl configuration, material, finish and a few key accessories, the kitchen sink can be anything but mundane – it can be key to simplifying tasks in the kitchen.

Consider how you use your sink. Do you wash and stack, or simply rinse before loading the dishwasher? How about food prep? You may want one large bowl for cleanup of serving trays and roasters, with a second separate sink for a prep station or hospitality area. We have sinks for all of these and more!

The décor of your home and choice of appliances and cabinetry hardware finishes may influence your selection of a particular finish in a sink. Satin is a lovely complement to commercial look appliances, whereas colored sinks are a nice alternative to stainless.

A sink is just a sink ... until you add chore busting accessories! Colanders for rinsing, and racks for draining are just some of the many sink accessories we offer to add function to your sink, and simplify your life.

Fabulous!



Table of Contents

KINDRED COLLECTION

 Undermount and trough 02 - 06

KINDRED STEEL QUEEN

 Topmount 08 - 10

KINDRED REGINOX

 Topmount 13 - 17

 Undermount 18 - 20

 Color matched Granite faucets and soap dispensers 70 - 71

KINDRED COLOR

 22 - 23

KINDRED ACCESSORIES

 24 - 25

FINISH NOTES

 26

WARRANTY

 26



Sink model FSU118

Kindred Collection Undermount

More than just a sink

Manufactured from robust 18 gauge stainless steel, with a high nickel content for durability and shine, Kindred Collection undermount sinks feature big deep bowls, rear positioned drains for more storage below, included waste fittings, and durable bowl and deck finishes for sinks that deliver on function and finish with flair. Choose from hand fabricated or traditional styles in undermount singles, combos and doubles, shipped complete with installation hardware, sound deadening, and a cutout template. And for a sink that really performs, consider adding an optional in the bowl Kindred sink accessory such as a bottom grid or flexible roller mat. After all, your sink can do more than simply dishes!

KINDRED COLLECTION - UNDERMOUNT



Undermount
Shipping Weight 00.0 lbs.



UDTD32/10
9" Bowl Depth
18 gauge, Polished satin finished bowl and deck

FUN# 122.0259.196

\$599.00

OPTIONAL ACCESSORIES



FRM100

1135 (x2)
Included!



Outside sink rim dimensions
18" FB x 35" LR
Equal size bowl dimensions
16" FB x 16" LR

36" cabinet - recommended minimum



Undermount
Shipping Weight 00.0 lbs.



UDTS32/10
10" Bowl Depth
18 gauge, Polished satin finished bowl and deck

FUN# 122.0259.182

\$499.00

OPTIONAL ACCESSORIES



FRM100

1135
Included!



Outside sink rim dimensions
18" FB x 32" LR
Single bowl dimensions
16" FB x 30" LR

36" cabinet - recommended minimum



Undermount
Shipping Weight 00.0 lbs.



UDTS30/10
10" Bowl Depth
18 gauge, Polished satin finished bowl and deck

FUN# 122.0259.179

\$469.00

OPTIONAL ACCESSORIES



FRM100

1135
Included!



Outside sink rim dimensions
18" FB x 29" LR
Single bowl dimensions
16" FB x 27" LR

33" cabinet - recommended minimum



Undermount
Shipping Weight 00.0 lbs.



UDTS24/10
10" Bowl Depth
18 gauge, Polished satin finished bowl and deck

FUN# 122.0259.177

\$439.00

OPTIONAL ACCESSORIES



FRM100

1135
Included!



Outside sink rim dimensions
18" FB x 23" LR
Single bowl dimensions
16" FB x 21" LR

27" cabinet - recommended minimum


KINDRED COLLECTION - UNDERMOUNT




Undermount
Shipping Weight 25.0 lbs.

EVDG900-18 FUN# 122.0259.196 **\$329.00**
9" Bowl Depth
18 gauge, Polished satin finished bowl and deck

OPTIONAL ACCESSORIES




Outside sink rim dimensions
18 1/2" FB x 32 1/2" LR
Equal size bowl dimensions
16 1/2" FB x 14 3/4" LR


36" cabinet - recommended minimum




Undermount
Shipping Weight 00.0 lbs.

EVDG800-18 FUN# 122.0392.308 **\$299.00**
8" Bowl Depth
18 gauge, Polished satin finished bowl and deck

OPTIONAL ACCESSORIES




Outside sink rim dimensions
00" FB x 00" LR
Equal size bowl dimensions
00" FB x 00" LR

36" cabinet - recommended minimum




Undermount
Shipping Weight 19.0 lbs.

FUDG800-18BX FUN# 122.0084.710 **\$239.00**
8" Bowl Depth
18 gauge, Silk finished bowl and deck

OPTIONAL ACCESSORIES




Outside sink rim dimensions
17 1/2" FB x 31 3/8" LR
Equal size bowl dimensions
15 3/5" FB x 14" LR


36" cabinet - recommended minimum




Undermount
Shipping Weight 25.0 lbs.


EVCG900-18 FUN# 121.0377.236 **\$349.00**
9" Large Bowl Depth, 8" Small Bowl Depth
18 gauge, Polished satin finished bowl and deck

OPTIONAL ACCESSORIES




Outside sink rim dimensions
20 1/2" FB x 32 1/2" LR
Large bowl dimensions 19 1/2" FB x 14 3/4" LR
Small bowl dimensions 16 1/2" FB x 14 3/4" LR

36" cabinet - recommended minimum




Undermount
Shipping Weight 00.0 lbs.

FSU118 FUN# 122.0203.960 **\$269.00**
9 1/2" Bowl Depth
18 gauge, Polished satin finished bowl and deck

OPTIONAL ACCESSORIES




Outside sink rim dimensions
18 7/16" FB x 31 1/2" LR
Single bowl dimensions
16 3/4" FB x 29 3/8" LR
36" cabinet - recommended minimum




Undermount
Shipping Weight 14.0 lbs.

FSUG900-18BX FUN# 122.0203.073 **\$243.00**
9" Bowl Depth
18 gauge, Silk finished bowl and deck

OPTIONAL ACCESSORIES




Outside sink rim dimensions
17 5/8" FB x 23 5/8" LR
Single bowl dimensions
17 5/8" FB x 21 1/2" LR
27" cabinet - recommended minimum




Undermount
Shipping Weight 14.0 lbs.

FSUG800-18BX FUN# 122.0203.072 **\$221.00**
8" Bowl Depth
18 gauge, Silk finished bowl and deck

OPTIONAL ACCESSORIES




Outside sink rim dimensions
17 5/8" FB x 23 5/8" LR
Single bowl dimensions
15 5/8" FB x 21 1/2" LR
27" cabinet - recommended minimum




Undermount
Shipping Weight 00.0 lbs.

FSU117 FUN# 122.0198.014 **\$209.00**
9" Bowl Depth
18 gauge, Polished satin finished bowl and deck

OPTIONAL ACCESSORIES




Outside sink rim dimensions
21" FB x 23 1/2" LR
Single bowl dimensions
19" FB x 21 1/2" LR
27" cabinet - recommended minimum



Topmount
Shipping Weight 10.0 lbs.

USASK900-18 FUN# 122.0198.014 **\$190.00**
9" Bowl Depth
18 gauge, Silk finished bowl and deck

OPTIONAL ACCESSORIES



BG20S



FRM100



1135

Included!



Outside sink rim dimensions
16" FB x 14 3/4" LR
Single bowl dimensions
15 3/8" FB x 14 1/8" LR
27" cabinet - recommended minimum

EASY TO LOVE

Our commitment to you

We take your investment in your home and our products seriously. With this in mind, our commitment is to always deliver tremendous value. Kindred value through the use of top quality materials, uncompromising craftsmanship, inclusion of easy to install hardware and instructions, and solid product certifications and warranties.

We are pleased to offer you products for your home that we would be proud to have in our own homes. Kindred products stand up to the test of time, are easy to clean, and are a pleasure to use. Kindred products that are Easy to Love.





Sink model QDLA2233/8/1

Kindred Steel Queen Topmount

A Popular Choice

Topmount sinks are a traditional and practical choice for kitchens. And Kindred Steel Queen topmount models set the standard, with generous, 7 and 8 inch deep bowls, narrow rims and tight corners. Steel Queen models feature 20 gauge stainless steel, easy clean satin bowls, our patented EZTorque fastener system for quick and simple installation, and included waste fittings.

Select from double and single bowl kitchen sinks, with rear drains for more storage below, and optional bottom grids to help in food prep. Need a laundry room sink? We have those as well in the Kindred Steel Queen range. With large capacity 10 and 12 inch deep single basins, and rear overflows on the deepest model, a stainless steel laundry sink can handle everything from soaking delicates to bathing the dog with ease.



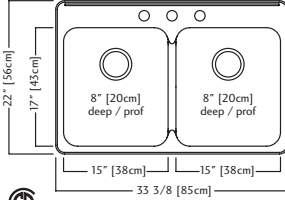
EZTorque patented fastener system for quick and simple installation.

KINDRED STEEL QUEEN - TOPMOUNT



Topmount

Shipping Weight 22.4 lbs.



Outside sink rim dimensions
22" FB x 33 3/8" LR
Equal size bowl dimensions
17" FB x 15" LR

36" cabinet - recommended minimum

QDLA2233/8/3

FUN# 101.0169.265

\$359.00

8" Bowl Depth, Faucet Hole Drilling - 3 hole - 1 1/2" dia., 4" center-to-center

QDLA2233/8/1

FUN# 101.0169.264

\$359.00

8" Bowl Depth, Faucet Hole Drilling - 1 hole - on center
20 gauge, Satin finished bowls and mirror finished deck

 **EZTorque** patented fastener system for quick and simple installation.

OPTIONAL ACCESSORIES



BGA1517S (x2)



1135 (x2) **Included!**



Topmount

Shipping Weight 20.0 lbs.



Outside sink rim dimensions
23 3/8" FB x 43 7/16" LR
Equal bowl dimensions
16" FB x 14" LR


36" cabinet - recommended minimum

FCR804BX

FUN# 101.0253.459

\$699.00

8" Bowl Depth, Faucet Hole Drilling - 4 hole - 1 1/2" dia., 4" center-to-center
20 gauge, Polished satin finished bowl and deck

 **EZTorque** patented fastener system for quick and simple installation.

OPTIONAL ACCESSORIES



FRM100

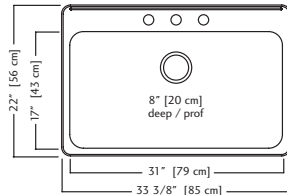


1135 (x2) **Included!**



Topmount

Shipping Weight 25.0 lbs.



Outside sink rim dimensions
22" FB x 33 3/8" LR
Single bowl dimensions
17" FB x 31" LR


36" cabinet - recommended minimum

QSLA2233/8/1

FUN# 101.0169.275

\$339.00

8" Bowl Depth, Faucet Hole Drilling - 1 hole - on center
20 gauge, Satin finished bowl and mirror finished deck

 **EZTorque** patented fastener system for quick and simple installation.

OPTIONAL ACCESSORIES



BGA2317S

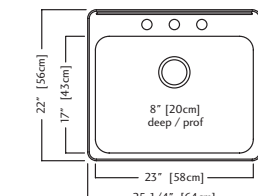


1135 **Included!**



Topmount

Shipping Weight 15.2 lbs.



Outside sink rim dimensions
22" FB x 25 1/4" LR
Single bowl dimensions
17" FB x 23" LR

27" cabinet - recommended minimum

QSLA2225/8/3

FUN# 101.0169.279

\$299.00


8" Bowl Depth, Faucet Hole Drilling - 3 hole - 1 1/2" dia., 4" center-to-center

QSLA2225/8/1

FUN# 101.0169.278

\$299.00

8" Bowl Depth, Faucet Hole Drilling - 1 hole - on center
20 gauge, Satin finished bowl and mirror finished deck

 **EZTorque** patented fastener system for quick and simple installation.

OPTIONAL ACCESSORIES



BGA2317S



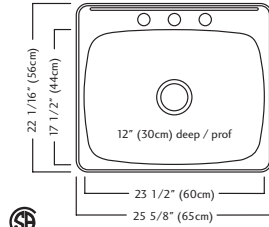
1135 **Included!**

KINDRED STEEL QUEEN ▪ TOPMOUNT



Topmount

Shipping Weight 19.6 lbs.



Outside sink rim dimensions
22 1/16" FB x 25 5/8" LR
Single bowl dimensions
17 1/2" FB x 23 1/2" LR

27" cabinet - recommended minimum


QSL2225/12/3

FUN# 113.0045.241

\$399.00

12" Bowl Depth, Faucet Hole Drilling - 3 hole - 1 1/2" dia., 4" center-to-center
20 gauge, Satin finished bowl and mirror finished deck
Includes overflow on back wall of 12" deep bowl

Not suitable for a single hole faucet, due to rear overflow elbow.

 **EZTorque** patented fastener system
for quick and simple installation.

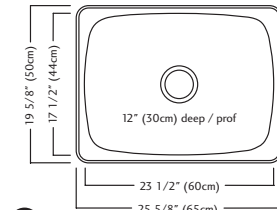


1135
Included!



Topmount

Shipping Weight 18.4 lbs.



Outside sink rim dimensions
19 5/8" FB x 25 5/8" LR
Single bowl dimensions
17 1/2" FB x 23 1/2" LR

27" cabinet - recommended minimum


QS1925/12

FUN# 113.0045.201

\$399.00

12" Bowl Depth
20 gauge, Satin finished bowl and mirror finished deck
Includes overflow on back wall of 12" deep bowl

Not suitable for a single hole faucet, due to rear overflow elbow.

 **EZTorque** patented fastener system
for quick and simple installation.

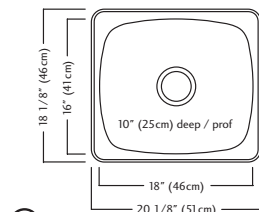


1135
Included!



Topmount

Shipping Weight 13.2 lbs.



Outside sink rim dimensions
18 1/8" FB x 20 1/8" LR
Single bowl dimensions
16" FB x 18" LR

24" cabinet - recommended minimum

QS1820/10

FUN# 113.0045.198

\$369.00

10" Bowl Depth
20 gauge, Satin finished bowl and mirror finished deck

 **EZTorque** patented fastener system
for quick and simple installation.

OPTIONAL ACCESSORIES



BG110S



1135
Included!

EASY TO INSTALL

... are not simply words we use to entice you.

Kindred sinks include complete installation instructions and hardware. We want to ensure that the installation of your new sink goes smoothly, whether you have ~~you have contracted~~ someone to do the install, or you do it yourself. And should you (or your contractor) have questions along the way, rest assured that we are a quick phone call away. Our experienced and resourceful customer service folks are available to answer any questions, and they may be reached by phone at our toll free number found on the back of this brochure, or by email.





Sink model FDS703NB

Kindred Reginox

Value and Variety

Kindred Reginox sinks are available in both topmount and undermount models, in 18 gauge through to 22 gauge stainless steel, and with a variety of finishes. These high value sinks feature easy installation, making them an ideal choice for the plumber, contractor, or the do-it-yourselfer. Practical good looks, easy clean features, sizes and bowl configurations for most any application.

If you are looking for a quick and simple refresh for your kitchen, look to Kindred Reginox kits. We bundle select single, double and bar sinks with waste fittings, faucet and soap dispensers - everything you need in one box for great value and convenience!



Topmount

Shipping Weight 16.0 lbs.

FFG804NB

FUN# 101.0334.348

\$239.00

8" Bowl Depth, Faucet Hole Drilling - 4 hole - 1 1/2" dia., 4" center-to-center
20 gauge, Satin finished bowl and deck

OPTIONAL ACCESSORIES



KGD75



FRM100



1135



Outside sink rim dimensions
22" FB x 33" LR
Equal size bowl dimensions
15 1/2" FB x 14" LR

36" cabinet - recommended minimum

KINDRED REGINOX - TOPMOUNT




Topmount
Shipping Weight 14.0 lbs.

- FDS803N** (Sleeve Pkg.) **FUN# 101.0257.678** **\$208.00**
8" Bowl Depth, Faucet Hole Drilling - 3 hole - 1 1/2" dia., 4" center-to-center
- FDS804N** (Sleeve Pkg.) **FUN# 101.0084.253** **\$208.00**
8" Bowl Depth, Faucet Hole Drilling - 4 hole - 1 1/2" dia., 4" center-to-center
- FDS803NB** **FUN# 101.0192.308** **\$211.00**
8" Bowl Depth, Faucet Hole Drilling - 3 hole - 1 1/2" dia., 4" center-to-center
- FDS804NB** **FUN# 101.0334.348** **\$211.00**
8" Bowl Depth, Faucet Hole Drilling - 4 hole - 1 1/2" dia., 4" center-to-center
20 gauge, Satin finished bowl and deck

OPTIONAL ACCESSORIES



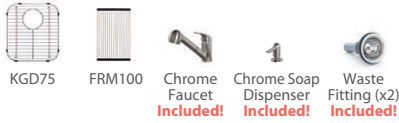
 Outside sink rim dimensions
22" FB x 33" LR
Equal size bowl dimensions
15 1/2" FB x 14" LR
36" cabinet - recommended minimum





Topmount
Shipping Weight 00.0 lbs. 

- KFG802SNKIT** **FUN# 101.0392.221** **\$399.00**
8" Bowl Depth
20 gauge, Silk finished bowl and deck
Includes chrome faucet, chrome soap dispenser and 2 waste fittings

OPTIONAL ACCESSORIES



 Outside sink rim dimensions
00" FB x 00" LR 
Equal size bowl dimensions
15 1/2" FB x 14" LR
36" cabinet - recommended minimum

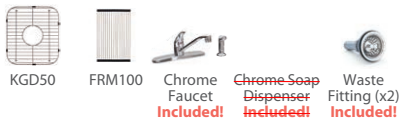



Topmount
Shipping Weight 28.0 lbs.

- FDS704NKIT** **FUN# 101.0753.314** **\$270.00**
7" Bowl Depth, Faucet Hole Drilling - 4 hole - 1 1/2" dia., 4" center-to-center
21 gauge, Satin finished bowl and deck
Includes chrome faucet with side spray, chrome soap dispenser and 2 waste fittings



OPTIONAL ACCESSORIES




 Outside sink rim dimensions
22" FB x 33" LR
Equal size bowl dimensions
15 1/2" FB x 14" LR
36" cabinet - recommended minimum





Topmount
Shipping Weight 14.0 lbs.

- FPDS603B** **FUN# 101.0253.441** **\$175.00**
6" Bowl Depth, Faucet Hole Drilling - 3 hole - 1 1/2" dia., 4" center-to-center
- FPDS604B** **FUN# 101.0084.575** **\$175.00**
6" Bowl Depth, Faucet Hole Drilling - 4 hole - 1 1/2" dia., 4" center-to-center
21 gauge, Satin finished bowl and deck

OPTIONAL ACCESSORIES



  Outside sink rim dimensions
19" FB x 33" LR
Equal size bowl dimensions
15 1/2" FB x 14" LR
36" cabinet - recommended minimum



Topmount
Shipping Weight 12.0 lbs.

FMSB654NB FUN# 101.0084.411 **\$151.00**
6 1/2" Bowl Depth, Faucet Hole Drilling - 4 hole - 1 1/2" dia., 4" center-to-center
22 gauge, Satin finished bowl and deck

OPTIONAL ACCESSORIES



Outside sink rim dimensions
19" FB x 33" LR
Equal size bowl dimensions
12 1/2" FB x 14" LR

36" cabinet - recommended minimum



Topmount
Shipping Weight 14.0 lbs.

FDS703N (Sleeve Pkg.) FUN# 101.0254.006 **\$141.00**
7" Bowl Depth, Faucet Hole Drilling - 3 hole - 1 1/2" dia., 4" center-to-center

FDS704N (Sleeve Pkg.) FUN# 101.0084.243 **\$141.00**
7" Bowl Depth, Faucet Hole Drilling - 4 hole - 1 1/2" dia., 4" center-to-center

FDS703NB FUN# 101.0152.157 **\$144.00**
7" Bowl Depth, Faucet Hole Drilling - 3 hole - 1 1/2" dia., 4" center-to-center

FDS704NB FUN# 101.0084.242 **\$144.00**
7" Bowl Depth, Faucet Hole Drilling - 4 hole - 1 1/2" dia., 4" center-to-center
21 gauge, Satin finished bowl and deck

OPTIONAL ACCESSORIES



Outside sink rim dimensions
22" FB x 33" LR
Equal size bowl dimensions
15 1/2" FB x 14" LR

36" cabinet - recommended minimum



Topmount
Shipping Weight 12.0 lbs.

FDS653N (Sleeve Pkg.) FUN# 000.000.000 **\$121.00**
6 1/2" Bowl Depth, Faucet Hole Drilling - 3 hole - 1 1/2" dia., 4" center-to-center

FDS654N (Sleeve Pkg.) FUN# 101.0084.249 **\$121.00**
6 1/2" Bowl Depth, Faucet Hole Drilling - 4 hole - 1 1/2" dia., 4" center-to-center

FDS653NB FUN# 000.000.000 **\$124.00**
6 1/2" Bowl Depth, Faucet Hole Drilling - 3 hole - 1 1/2" dia., 4" center-to-center

FDS654NB FUN# 101.0084.247 **\$124.00**
6 1/2" Bowl Depth, Faucet Hole Drilling - 4 hole - 1 1/2" dia., 4" center-to-center
22 gauge, Satin finished bowl and deck

OPTIONAL ACCESSORIES



Outside sink rim dimensions
22" FB x 33" LR
Equal size bowl dimensions
15 1/2" FB x 14" LR

36" cabinet - recommended minimum



Topmount
Shipping Weight 10.0 lbs.

FDS603N (Sleeve Pkg.) FUN# 101.0254.397 **\$97.00**
6" Bowl Depth, Faucet Hole Drilling - 3 hole - 1 1/2" dia., 4" center-to-center

FDS604N (Sleeve Pkg.) FUN# 101.0084.252 **\$97.00**
6" Bowl Depth, Faucet Hole Drilling - 4 hole - 1 1/2" dia., 4" center-to-center

FDS603NB FUN# 101.0087.778 **\$100.00**
6" Bowl Depth, Faucet Hole Drilling - 3 hole - 1 1/2" dia., 4" center-to-center

FDS604NB FUN# 101.0084.251 **\$100.00**
6" Bowl Depth, Faucet Hole Drilling - 4 hole - 1 1/2" dia., 4" center-to-center
22 gauge, Satin finished bowl and deck

OPTIONAL ACCESSORIES



Outside sink rim dimensions
22" FB x 33" LR
Equal size bowl dimensions
15 1/2" FB x 14" LR

36" cabinet - recommended minimum

KINDRED REGINOX - TOPMOUNT



Topmount
Shipping Weight 10.0 lbs.

SSK854NB **FUN# 1010084.256** **\$189.00**
8 1/2" Bowl Depth, Faucet Hole Drilling - 4 hole - 1 1/2" dia., 4" center-to-center
20 gauge, Satin finished bowl and deck

OPTIONAL ACCESSORIES



Outside sink rim dimensions
22" FB x 25" LR
Single bowl dimensions
15 1/2" FB x 22 1/2" LR

27" cabinet - recommended minimum



Topmount
Shipping Weight 8.0 lbs.

FSS803N (Sleeve Pkg.) **FUN# 101.0261.947** **\$147.00**
8" Bowl Depth, Faucet Hole Drilling - 3 hole - 1 1/2" dia., 4" center-to-center
FSS804N (Sleeve Pkg.) **FUN# 101.0084.267** **\$147.00**
8" Bowl Depth, Faucet Hole Drilling - 4 hole - 1 1/2" dia., 4" center-to-center
FSS803NB **FUN# 101.0192.311** **\$150.00**
8" Bowl Depth, Faucet Hole Drilling - 3 hole - 1 1/2" dia., 4" center-to-center
FSS804NB **FUN# 101.0084.266** **\$150.00**
8" Bowl Depth, Faucet Hole Drilling - 4 hole - 1 1/2" dia., 4" center-to-center
20 gauge, Satin finished bowl and deck

OPTIONAL ACCESSORIES



Outside sink rim dimensions
22" FB x 25" LR
Single bowl dimensions
15 1/2" FB x 21 1/2" LR

27" cabinet - recommended minimum



Topmount
Shipping Weight 20.0 lbs.

KSS802SNKIT **FUN# 101.0394.072** **\$329.00**
8" Bowl Depth
20 gauge, Satin finished bowl and deck
Includes chrome faucet, chrome soap dispenser and waste fitting

OPTIONAL ACCESSORIES



Outside sink rim dimensions
00" FB x 00" LR
Single bowl dimensions
15 1/2" FB x 21 1/2" LR

27" cabinet - recommended minimum



Topmount
Shipping Weight 7.0 lbs.

FSS703N (Sleeve Pkg.) **FUN# 101.0261.946** **\$128.00**
7" Bowl Depth, Faucet Hole Drilling - 3 hole - 1 1/2" dia., 4" center-to-center
FSS704N (Sleeve Pkg.) **FUN# 101.0084.413** **\$128.00**
7" Bowl Depth, Faucet Hole Drilling - 4 hole - 1 1/2" dia., 4" center-to-center
FSS703NB **FUN# 101.0196.953** **\$131.00**
7" Bowl Depth, Faucet Hole Drilling - 3 hole - 1 1/2" dia., 4" center-to-center
FSS704NB **FUN# 101.0084.269** **\$131.00**
7" Bowl Depth, Faucet Hole Drilling - 4 hole - 1 1/2" dia., 4" center-to-center
21 gauge, Satin finished bowl and deck

OPTIONAL ACCESSORIES



Outside sink rim dimensions
22" FB x 25" LR
Single bowl dimensions
15 1/2" FB x 21 1/2" LR

27" cabinet - recommended minimum



Topmount
Shipping Weight 13.0 lbs.

SSK104NB FUN# 101.0084.251 **\$239.00**
10" Bowl Depth, Faucet Hole Drilling - 4 hole - 1 1/2" dia., 4" center-to-center
20 gauge, Satin finished bowl and deck

OPTIONAL ACCESSORIES



Outside sink rim dimensions
22" FB x 25" LR
Single bowl dimensions
15 1/2" FB x 21 1/2" LR
27" cabinet - recommended minimum



Topmount
Shipping Weight 15.0 lbs.

LFSS704NKIT FUN# 101.0083.828 **\$199.00**
7" Bowl Depth, Faucet Hole Drilling - 4 hole - 1 1/2" dia., 4" center-to-center
21 gauge, Satin finished bowl and deck
Includes chrome faucet with side spray and waste fitting



Outside sink rim dimensions
22" FB x 25" LR
Single bowl dimensions
15 1/2" FB x 21 1/2" LR
27" cabinet - recommended minimum



Topmount
Shipping Weight 7.0 lbs.

FSS653N (Sleeve Pkg.) FUN# 101.0205.460 **\$110.00**
6 1/2" Bowl Depth, Faucet Hole Drilling - 3 hole - 1 1/2" dia., 4" center-to-center
FSS654N (Sleeve Pkg.) FUN# 101.0084.271 **\$110.00**
6 1/2" Bowl Depth, Faucet Hole Drilling - 4 hole - 1 1/2" dia., 4" center-to-center
22 gauge, Satin finished bowl and deck

OPTIONAL ACCESSORIES



Outside sink rim dimensions
22" FB x 25" LR
Single bowl dimensions
15 1/2" FB x 21 1/2" LR
27" cabinet - recommended minimum



Topmount
Shipping Weight 7.0 lbs.

FSS603N (Sleeve Pkg.) FUN# 101.0261.945 **\$85.00**
6" Bowl Depth, Faucet Hole Drilling - 3 hole - 1 1/2" dia., 4" center-to-center
FSS604N (Sleeve Pkg.) FUN# 101.0084.274 **\$85.00**
6" Bowl Depth, Faucet Hole Drilling - 4 hole - 1 1/2" dia., 4" center-to-center
FSS603NB FUN# 101.0084.730 **\$88.00**
6" Bowl Depth, Faucet Hole Drilling - 3 hole - 1 1/2" dia., 4" center-to-center
FSS604NB FUN# 101.0094.273 **\$88.00**
6" Bowl Depth, Faucet Hole Drilling - 4 hole - 1 1/2" dia., 4" center-to-center
22 gauge, Satin finished bowl and deck

OPTIONAL ACCESSORIES



Outside sink rim dimensions
22" FB x 25" LR
Single bowl dimensions
15 1/2" FB x 21 1/2" LR
27" cabinet - recommended minimum

KINDRED REGINOX - TOPMOUNT



Topmount
Shipping Weight 8.0 lbs.

FPSS603RB FUN# 101.0253.463 **\$125.00**

6" Bowl Depth, Faucet Hole Drilling - 3 hole - 1 1/2" dia., 4" center-to-center
FPSS604RB FUN# 101.0084.577 **\$125.00**
6" Bowl Depth, Faucet Hole Drilling - 4 hole - 1 1/2" dia., 4" center-to-center
22 gauge, Satin finished bowl and deck

OPTIONAL ACCESSORIES



Outside sink rim dimensions
22" FB x 25" LR
Single bowl dimensions
15 1/2" FB x 21 1/2" LR
30" cabinet - recommended minimum




Topmount
Shipping Weight 10.0 lbs.

FSB1722BX FUN# 101.0331.979 **\$199.00**

8" Bowl Depth, Faucet Hole Drilling - 3 hole - 1 1/2" dia., 4" center-to-center
20 gauge, Polished satin finished bowl and deck

OPTIONAL ACCESSORIES




Outside sink rim dimensions
22" FB x 17" LR
Single bowl dimensions
16" FB x 14" LR
21" cabinet - recommended minimum



Topmount
Shipping Weight 4.0 lbs.

FBS602N (Sleeve Pkg.) FUN# 102.0084.234 **\$79.00**

6" Bowl Depth, Faucet Hole Drilling - 2 hole - 1 1/2" dia., 4" center-to-center
FBS602NB FUN# 102.0084.417 **\$82.00**
6" Bowl Depth, Faucet Hole Drilling - 2 hole - 1 1/2" dia., 4" center-to-center
22 gauge, Silk finished bowl and deck



Outside sink rim dimensions
15" FB x 15" LR
Single bowl dimensions
10" FB x 12" LR
18" cabinet - recommended minimum

Faucet hole size
& drain size in
question??

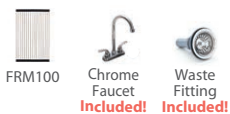


Topmount
Shipping Weight 8.0 lbs.

LKBS602NKIT FUN# 102.0394.074 **\$149.00**

6" Bowl Depth, ~~Faucet Hole Drilling - 0 hole - 1 1/2" dia., 4" center-to-center~~
22 gauge, Satin finished bowl and deck
Includes chrome faucet and waste fitting

OPTIONAL ACCESSORIES



Outside sink rim dimensions
00" FB x 00" LR
Single bowl dimensions
00" FB x 00" LR
18" cabinet - recommended minimum



Undermount
Shipping Weight 19.0 lbs.



FUD800BX
8" Bowl Depth
22 gauge, Satin finished bowl and deck

FUN# 122.0084.578

\$209.00

OPTIONAL ACCESSORIES



Outside sink rim dimensions
00" FB x 00" LR
Single bowl dimensions
15 3/8" FB x 14" LR



36" cabinet - recommended minimum



Undermount
Shipping Weight 26.0 lbs.

RDCXU2233R/9
8.5" Large Bowl Depth, 7" Small Bowl Depth
18 gauge, Polished satin finished bowls and deck

FUN# 122.0434.628

\$349.00

OPTIONAL ACCESSORIES



Outside sink rim dimensions
20 1/4" FB x 31 1/8" LR
Large bowl dimensions 18 1/2" FB x 17 3/4" LR
Small bowl dimensions 16" FB x 10 5/8" LR

36" cabinet - recommended minimum



Undermount
Shipping Weight 26.0 lbs.

RDCXU2233L/9
8.5" Large Bowl Depth, 7" Small Bowl Depth
18 gauge, Polished satin finished bowls and deck

FUN# 122.0434.629


\$349.00

OPTIONAL ACCESSORIES



Outside sink rim dimensions
20 1/4" FB x 31 1/8" LR
Large bowl dimensions 18 1/2" FB x 17 3/4" LR
Small bowl dimensions 16" FB x 10 5/8" LR

36" cabinet - recommended minimum



Undermount
Shipping Weight 00.0 lbs.



EVDS800-20
8" Bowl Depth
20 gauge, Polished satin finished bowls and deck

FUN# 122.0392.309

\$121.00

OPTIONAL ACCESSORIES



Outside sink rim dimensions
00" FB x 00" LR
Equal size bowl dimensions
16 1/2" FB x 14 3/4" LR



36" cabinet - recommended minimum

KINDRED REGINOX ▪ UNDERMOUNT



Undermount

Shipping Weight 25.0 lbs.

RSU1829/9

8 1/2" Bowl Depth

18 gauge, Polished satin finished bowl and deck

FUN# 122.0434.691

\$329.00

OPTIONAL ACCESSORIES



Outside sink rim dimensions
18 3/4" FB x 29 3/4" LR
Single bowl dimensions
17" FB x 28" LR

36" cabinet - recommended minimum



Undermount

Shipping Weight 20.0 lbs.

RSU1829/5

5" Bowl Depth

18 gauge, Polished satin finished bowl and deck

FUN# 122.0434.630

\$329.00

OPTIONAL ACCESSORIES



Outside sink rim dimensions
18 3/4" FB x 29 3/4" LR
Single bowl dimensions
17" FB x 28" LR

36" cabinet - recommended minimum



Undermount

Shipping Weight 20.0 lbs.

RSU1925/9

8 1/2" Bowl Depth

18 gauge, Polished satin finished bowl and deck

FUN# 122.0434.627

\$299.00

OPTIONAL ACCESSORIES



Outside sink rim dimensions
18 3/4" FB x 24 3/4" LR
Single bowl dimensions
17" FB x 23" LR

27" cabinet - recommended minimum



Undermount

Shipping Weight 15.0 lbs..

RSU1925/5

5" Bowl Depth

18 gauge, Polished satin finished bowl and deck

FUN# 122.0434.626

\$299.00

OPTIONAL ACCESSORIES



Outside sink rim dimensions
18 3/4" FB x 24 3/4" LR
Single bowl dimensions
17" FB x 23" LR

27" cabinet - recommended minimum



KINDRED REGINOX ■ UNDERMOUNT



Undermount
Shipping Weight 10.0 lbs.



FSUG800-20
00" Bowl Depth
20 gauge, Silk finished bowls and deck

FUN# 122.0203.075

\$167.00

OPTIONAL ACCESSORIES



KGS75



FRM100




1135



Outside sink rim dimensions
17 5/8" FB x 23 5/8" LR
Single bowl dimensions
15 5/8" FB x 21 1/2" LR

27" cabinet - recommended minimum



Undermount
Shipping Weight 00.0 lbs.



EVSS800-20
8" Bowl Depth
20 gauge, Polished satin finished bowls and deck

FUN# 122.0392.464

\$175.00

OPTIONAL ACCESSORIES



FRM100




1135



Outside sink rim dimensions
00" FB x 00" LR
Single bowl dimensions
18 1/2" FB x 24 1/2" LR

27" cabinet - recommended minimum



Undermount
Shipping Weight 8.0 lbs.

USCSK600
6" Bowl Depth
20 gauge, Polished satin finished bowls and deck

FUN# 112.0035.660

\$146.00

OPTIONAL ACCESSORIES



FRM100



1135



Outside sink rim dimensions
16" FB x 9 1/2" LR
Single bowl dimensions
13 3/8" FB x 8 7/8" LR

15" cabinet - recommended minimum

EASY TO CHOOSE

5 Easy Steps

With variations for bowl configuration and depth, gauge, material, cabinet size, and finish, choosing the right sink for your home might be a difficult task. Not so with Kindred brand products. We take the guess work out of the process by simplifying it to five easy steps.

1 Pick your material - stainless or color.

2 Pick your installation type - topmount or undermount.

3 Determine your base cabinet size - we call out minimum cabinet size required for every one of our sinks.

4 Pick your bowl configuration - if you have a dishwasher you may want a big single to clean up big pots and platters. If you are a wash and rinse kitchen, a double or combo bowl model will serve your needs nicely.

5 Select chore busting sink accessories, order your sink from the dealer nearest you, and rest assured that we will ship your new fixture with complete installation hardware, instructions, and a copy of our Use & Care and product Warranty.



Sink model FTS904BX



Kindred Color

A Beautiful Alternative

When stainless steel just doesn't suit your decorating scheme, Kindred Tectonite® is a splendid alternative. Molded of a color sheet compound, with a bonded surface coating, Tectonite is both amazingly durable and lightweight. The surface is heat resistant up to 572° F, and scratch and stain resistant. And Tectonite® is easy to clean, with mild dish soap and a soft cloth, followed by a thorough rinse. Kindred Tectonite® models are available in three beautiful tones, all with an extremely flat rim, allowing for installation above or below the counter - brilliant!


KINDRED TECTONITE® - DUAL MOUNT



Dual Mount
Shipping Weight 23.0 lbs.


FTB904BX (BLACK) **FUN# 114.0287.894** **\$329.00**
9" Bowl Depth, Faucet Hole Drilling - 4 hole - 1 1/2" dia., 4" center-to-center

OPTIONAL ACCESSORIES



Outside sink rim dimensions
22" FB x 33" LR
Equal size bowl dimensions
15 1/2" FB x 14" LR

36" cabinet - recommended minimum



Dual Mount
Shipping Weight 23.0 lbs.

FTS904BX (SAND) **FUN# 114.0344.498** **\$329.00**
9" Bowl Depth, Faucet Hole Drilling - 4 hole - 1 1/2" dia., 4" center-to-center

OPTIONAL ACCESSORIES



Outside sink rim dimensions
22" FB x 33" LR
Equal size bowl dimensions
15 1/2" FB x 14" LR


36" cabinet - recommended minimum



Dual Mount
Shipping Weight 23.0 lbs.

FTW904BX (WHITE) **FUN# 114.0284.893** **\$329.00**
9" Bowl Depth, Faucet Hole Drilling - 4 hole - 1 1/2" dia., 4" center-to-center

OPTIONAL ACCESSORIES



Outside sink rim dimensions
22" FB x 33" LR
Equal size bowl dimensions
15 1/2" FB x 14" LR

36" cabinet - recommended minimum


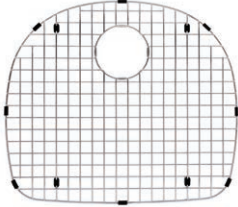

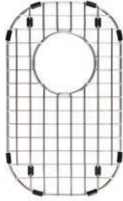
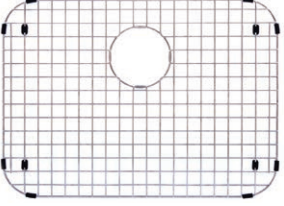
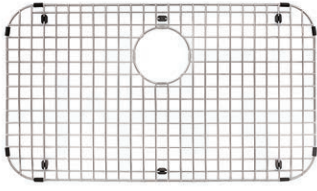

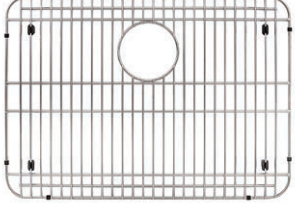











Kindred Accessories

They just make sense!

Sink accessories such as stainless steel bottom grids and colanders, and flexible roller mats simplify the art of preparing a meal, and make clean up so much easier. And Kindred accessories simply load into the dishwasher to clean. Sleek, smart, hygienic, easy!

KINDRED ACCESSORIES

<p>BG110S \$000.00</p>  <p>Polished stainless steel bottom grid Dimensions 13 7/8" FB x 15 7/8" LR x 1" HIGH FUN#112.0040.526</p>	<p>BG20S \$000.00</p>  <p>Polished stainless steel bottom grid Dimensions 17 1/8" FB x 19 9/16" LR x 1" HIGH FUN#112.0055.434</p>	<p>BG30S \$000.00</p>  <p>Polished stainless steel bottom grid Dimensions 16 7/8" FB x 16 3/16" LR x 1" HIGH FUN#112.0055.435</p>	<p>BG35S \$000.00</p>  <p>Polished stainless steel bottom grid Dimensions 14 1/4" FB x 8 1/2" LR x 1" HIGH FUN#112.0044.796</p>
<p>BG80S \$000.00</p>  <p>Polished stainless steel bottom grid Dimensions 00" FB x 00" LR x 00" HIGH FUN#000.0000.000</p>	<p>BG90S \$000.00</p>  <p>Polished stainless steel bottom grid Dimensions 14 5/8" FB x 25 1/4" LR x 1" HIGH FUN#112.0044.794</p>	<p>BGA1517S \$000.00</p>  <p>Polished stainless steel bottom grid Dimensions 15" FB x 13" LR x 1" HIGH FUN# 112.0174.872</p>	<p>BGA2317S \$000.00</p>  <p>Polished stainless steel bottom grid Dimensions 15" FB x 21" LR x 1" HIGH FUN# 112.0174.875</p>
<p>EVBG1315 \$89.00</p> <p style="text-align: center; font-size: 2em; color: blue;">Image Pending</p> <p>Polished stainless steel bottom grid Dimensions 00" FB x 00" LR x 00" HIGH FUN#112.0388.763</p>	<p>EVBG1318 \$99.00</p> <p style="text-align: center; font-size: 2em; color: blue;">Image Pending</p> <p>Polished stainless steel bottom grid Dimensions 00" FB x 00" LR x 00" HIGH FUN#112.0388.765</p>	<p>EVBG2115 \$109.00</p> <p style="text-align: center; font-size: 2em; color: blue;">Image Pending</p> <p>Polished stainless steel bottom grid Dimensions 00" FB x 00" LR x 00" HIGH FUN#112.0388.764</p>	<p>FBG2714 \$109.00</p>  <p>Polished stainless steel bottom grid Dimensions 00" FB x 00" LR x 00" HIGH FUN#112.0250.964</p>
<p>KGD50 \$22.00</p>  <p>Polished stainless steel bottom grid Dimensions 00" FB x 00" LR x 00" HIGH FUN#112.0274.405</p>	<p>KGD75 \$22.00</p>  <p>Polished stainless steel bottom grid Dimensions 00" FB x 00" LR x 00" HIGH FUN#112.0507.524</p>	<p>KGS50 \$31.00</p>  <p>Polished stainless steel bottom grid Dimensions 00" FB x 00" LR x 00" HIGH FUN#112.0274.407</p>	<p>KGS75 \$31.00</p>  <p>Polished stainless steel bottom grid Dimensions 00" FB x 00" LR x 00" HIGH FUN#112.0507.316</p>
<p>FAB100 \$24.00</p>  <p>Stainless steel colander Dimensions 00" FB x 00" LR x 00" DEEP FUN#112.0286.951</p>	<p>FRM100 \$30.00</p>  <p>Polished flexible stainless steel roll mat Dimensions 00" FB x 00" LR x 00" HIGH FUN#112.0274.41</p>	<p>1135 \$00.00 1135/60 (60 pkg.) \$00.00</p>  <p>Stainless strainer assembly 1135 - FUN# 12.0040.565 1135/60 - FUN#112.0061.322</p>	<p>31703 \$00.00</p>  <p>EZ Torque Sink Fastener FUN#112.0366.516</p>

Stainless Steel Finishes by Kindred

We recognize that the appearance and durability of a stainless steel sink is an important part of the sink selection process and overall purchase decision. And this decision will no doubt be influenced by the finish that we apply to the product.

While there are no industry-wide standards, there are some common product finishes offered by sink manufacturers today.

For example:

- We know that a smooth and bright finish will shed water, resist water spotting, and add sparkle to the kitchen. This is a good choice for a sink deck where appearance is important and “wear and tear” is minimal.
- We also know that a grain line or brush finish is a good choice for the sink bowl. This is where the work is done in the kitchen and where a sink must prove it’s mettle ... the sink bowl finish must be durable enough to stand up to whatever you can throw at it.

Kindred has polished and finished stainless steel sinks for over 60 years. That’s a lot of experience and a lot of satisfied customers. This ongoing, never-ending discussion with our customers, has led to the development of product finishes on the deck and in the sink bowl that are easy to hygienic, easy to clean, and easy to care for with readily available materials.

Kindred US Warranty

SINKS

Kindred US warrants all sinks to be free from manufacturing defects in material and workmanship, under the normal residential use for which it was intended, for the lifetime of the sink.

ACCESSORIES

Kindred US warrants all accessories to be free from manufacturing defects in material and workmanship, under the normal residential use for which it was intended, for a period of one (1) year from the date of purchase.

MARINE & OUTDOOR INSTALLATION

Sinks and accessories are not warranted by Kindred US. For detail about our warranty please speak to a Kindred US Customer Service Team Member at **1-888-847-9634**, or visit our website at **www.kindred-usa.com**



KINDRED ... MAKING YOUR BUSY LIFE SIMPLER.

Thanks for perusing our product pages. We look forward to being an integral part of your new home, renovation or building project. When you want to know more about our products ... or find the dealer nearest you ... please contact us, or visit our website ... we want to hear from you.



www.kindred-usa.com

Kindred US

Customer Service Department
Kindred US
800 Aviation Parkway
Smyrna, TN 37167

Telephone: 1-888-847-9634
Fax: 1-888-682-0007
Email: ks-customerservice.us@franke.com
www.kindred-usa.com

Monday to Friday - 7:00 am to 4:00 pm
(Central Standard Time)