


## DESIGN CHANGE NOTIFICATION Flapper Type → Tower Type

The NEW tower type drain valve conversion is part of TOTO's continuous effort in using eco-friendly materials and manufacturing environmentally-safe products. There is **NO CHANGE** in part number and list price.



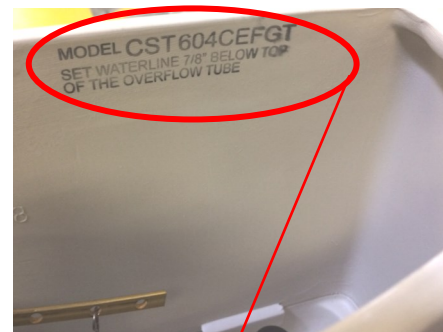
### How To Identify **NEW** Tower Type

(product box label)



Tower Type will have a black dot

(inside tank stamp)



MODEL CST604CEFGT  
SET WATERLINE 7/8" BELOW TOP  
OF THE OVERFLOW TUBE

Tank stamp will have a "T" at the end of the item number

### Important Note

- **Affected Models:** ALL tank type toilets except 1G, Dual Flush, and Entrada
- This is a running change. Once flapper type is depleted, it will be replaced with a tower type. (see attached transition schedule for details)

*Sales Planning Department*

## DESIGN CHANGE NOTIFICATION

### Flapper Type → Tower Type

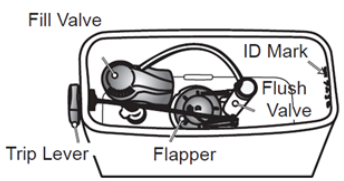
The NEW tower type drain valve conversion is part of TOTO's continuous effort in using eco-friendly materials and manufacturing environmentally-safe products. There is **NO CHANGE** in part number and list price.

### Replacement Parts (inside tank lid)

Current Flapper Type

**TOTO** Flapper THU331S

FOR REPLACEMENT PARTS, VISIT [WWW.TOTOUSA.COM](http://WWW.TOTOUSA.COM) AND SELECT "PARTS STORE" OR CONTACT ONE OF OUR TECHNICAL SUPPORT MEMBERS AT 1-888-295-8134.



NOTE: Part appearances may vary slightly.

**DO NOT USE CHLORINE-BASED DISINFECTANTS IN THE TOILET TANK AS THEY MAY DEGRADE THE COMPONENTS.**

0EU111 REV 05/2013

Model	ID Mark	Fill Valve	Flush Valve	Trip Lever
CST423EF(G)	ST423E or	TSU53A	THU252P-5A	THU141#\$\$
CST424EF(G)	ST424E	TSU53A	THU252P-5A	THU141#\$\$
CST743S(D)(B)	ST743S(D)(B)	TSU53A	THU129P-A	THU068#\$\$
CST743SR	ST743SR	TSU53A	THU129P-A	THU279#\$\$
CST784SF	ST784S	TSU53A	THU129P-4A	THU148#\$\$
MS604114CEF(G)	CST604CEF(G)	TSU51A	THU013P	THU004#\$\$
MS614114CEF(G)	CST614CEF(G)	TSU51A	THU013P	THU004#\$\$
MS624214CEF(G)	CST624CEF(G)	TSU51A	THU013P	THU312#\$\$
MS626214CEF(G)	CST626CEF(G)	TSU51A	THU013P	THU311#\$\$
MS854114S(L)(G)	CST854S(L)(G)	TSU51A	THU013P	THU004#\$\$
MS934214EF	CST934EF	TSU51A	THU013P	THU191#\$\$
MS934304EF	CST934EF	TSU51A	THU013P	THU191#\$\$
MS964214CEFG	CST964CEFG	TSU51A	THU249P-2	THU225#\$\$
MS974224CEFG	CST974CEFG	TSU52A	THU249P-1	THU231R#\$\$

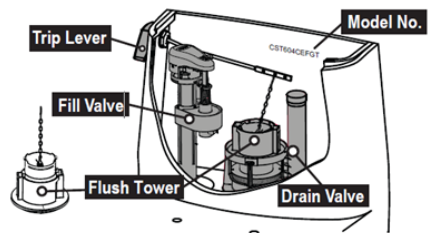
#\$\$ Check Availability	#01 Cotton #03 Bone #11 Colonial White	#12 Sedona Beige #51 Ebony #CP Chrome Plated	#BN Brushed Nickel #PN Polished Nickel
--------------------------------	--	--	---



**NEW** Tower Type

**TOTO** 0EU118-1 05/2016

FOR REPLACEMENT PARTS, VISIT [WWW.TOTOUSA.COM](http://WWW.TOTOUSA.COM) AND SELECT "PARTS STORE" OR CONTACT ONE OF OUR TECHNICAL SUPPORT MEMBERS AT 1-888-295-8134.



NOTE: Part appearances may vary slightly.

**DO NOT USE CHLORINE-BASED DISINFECTANTS IN THE TOILET TANK AS THEY WILL DEGRADE THE COMPONENTS AND COULD VOID YOUR WARRANTY.**

#\$\$ Check Availability	#01 Cotton	#03 Bone	#11 Colonial White
#12 Sedona Beige	#51 Ebony	#CP Chrome Plated	
#BN Brushed Nickel	#PN Polished Nickel		

Model No.	Fill Valve	Drain Valve	Flush Tower	Seal Gasket	Trip Lever
CST604CEF(G)T	TSU99A.X	THU451.10A-A	THU440	THU407	THU004#\$\$
CST604CEFRGT	TSU99A.X	THU451.10A-A	THU440	THU407	THU341#CP
CST614CEF(G)T	TSU99A.X	THU451.10A-A	THU440	THU407	THU004#\$\$
CST614CEFRGT	TSU99A.X	THU451.10A-A	THU440	THU407	THU341#CP
CST624CEF(G)T	TSU99A.X	THU451.10A-A	THU440	THU407	THU312R#\$\$
CST626CEF(G)T	TSU99A.X	THU451.10A-A	THU440	THU407	THU311R#\$\$
CST634CEF(G)T	TSU99A.X	THU460.6D-A	THU460	THU407	THU004#\$\$
CST644CEF(G)T	TSU99A.X	THU460.6D-A	THU460	THU407	THU004#\$\$
CST853T / CST854T	TSU99A.X	THU460.15E-A	THU460	THU407	THU004#\$\$
CST853ET	TSU99A.X	THU453.10C-A	THU440	THU407	THU004#\$\$
CST853ST	TSU99A.X	THU451.10A-A	THU440	THU407	THU004#\$\$
CST854E(L)(G)T	TSU99A.X	THU453.10C-A	THU440	THU407	THU004#\$\$
CST854ELRT	TSU99A.X	THU453.10C-A	THU440	THU407	THU341#CP
CST854S(L)(G)T	TSU99A.X	THU451.10A-A	THU440	THU407	THU004#\$\$
CST854SLRT	TSU99A.X	THU451.10A-A	THU440	THU407	THU341#CP
CST863ET / CST864ET	TSU99A.X	THU460.6D-A	THU460	THU407	THU004#\$\$
CST934EFT	TSU99A.X	THU453.6B-A	THU440	THU407	THU191#\$\$
CST964CEF(G)T	TSU99A.X	THU453.10C-A	THU440	THU407	THU225#\$\$
CST974CEF(G)T	TSU99A.X	THU453.6B-A	THU440	THU407	THU231R#\$\$

### Important Note

- Affected Models: ALL tank type toilets except 1G, Dual Flush, and Entrada**
- This is a running change. Once flapper type is depleted, it will be replaced with a tower type. (see attached transition schedule for details)

Sales Planning Department

## DESIGN CHANGE NOTIFICATION Flapper Type → Tower Type

### ONE - PIECE TOILET TRANSITION SCHEDULE

1 piece toilet	Item #	UPC	3rd QTR 2016	4th QTR 2016	2017
Aimes	MS626214CEF#51	739268187382	-	-	February
	MS626214CEFG#01	739268187337	-	September	-
	MS626214CEFG#03	739268187344	-	-	June
	MS626214CEFG#11	739268187351	August	-	-
	MS626214CEFG#12	739268187368	-	-	April
Carlyle II	MS614114CEF#51	739268185227	-	-	March
	MS614114CEFG#01	739268185173	-	October	-
	MS614114CEFG#03	739268185197	-	-	March
	MS614114CEFG#11	739268185203	-	October	-
	MS614114CEFG#12	739268185210	-	October	-
Carlyle II Connect+	CST614CEFGT20#01	739268301245	-	-	March
Carolina II	MS644114CEF#51	739268185326	-	-	April
	MS644114CEFG#01	739268185289	-	December	-
	MS644114CEFG#03	739268185296	-	-	August
	MS644114CEFG#11	739268185302	-	September	-
	MS644114CEFG#12	739268185319	-	-	February
Carolina II Connect+	CST644CEFGT20#01	739268301252	-	-	March
Guinevere	MS974224CEF#51	739268144101	-	October	-
	MS974224CEFG#01	739268144057	-	November	-
	MS974224CEFG#03	739268144064	-	-	March
	MS974224CEFG#11	739268144071	-	September	-
	MS974224CEFG#12	739268144088	-	October	-
Legato	MS624214CEF#51	739268187320	-	-	February
	MS624214CEFG#01	739268187276	July - August	-	-
	MS624214CEFG#03	739268187283	-	-	February
	MS624214CEFG#11	739268187306	-	September	-
	MS624214CEFG#12	739268187313	July - August	-	-
Lloyd	MS934214EF#01	739268155718	-	October	-
	MS934214EF#03	739268159556	-	-	September
	MS934214EF#11	739268159563	-	-	June
	MS934214EF#12	739268159570	-	September	-
	MS934214EF#51	739268161429	-	-	February

## DESIGN CHANGE NOTIFICATION Flapper Type → Tower Type

### ONE - PIECE TOILET TRANSITION SCHEDULE

1 piece toilet	Item #	UPC	3rd QTR 2016	4th QTR 2016	2017
Soiree	MS964214CEF#51	739268157583	-	-	May
	MS964214CEFG#01	739268157538	-	December	-
	MS964214CEFG#03	739268157545	-	-	February
	MS964214CEFG#11	739268157569	-	-	March
	MS964214CEFG#12	739268157576	-	-	March
Supreme II	MS634114CEF#51	739268185234	-	-	February
	MS634114CEFG#01	739268185166	-	October	-
	MS634114CEFG#03	739268185241	-	-	January
	MS634114CEFG#11	739268185258	-	October	-
	MS634114CEFG#12	739268185272	-	-	February
Supreme II Connect+	CST634CEFGT20#01	739268301238	-	-	January
Supreme RF	MS863113E#01	739268116641	-	November	-
	MS863113E#03	739268160071	-	-	May
	MS863113E#11	739268160088	-	October	-
	MS863113E#12	739268160095	-	-	November
Supreme EL	MS864114E#01	739268116658	-	-	February
	MS864114E#03	739268158757	-	October	-
	MS864114E#11	739268158764	-	November	-
	MS864114E#12	739268158771	-	December	-
UltraMax II	MS604114CEF#51	739268136809	-	-	February
	MS604114CEFG#01	739268136816	-	September	-
	MS604114CEFG#03	739268136823	-	-	April
	MS604114CEFG#11	739268136830	-	November	-
	MS604114CEFG#12	739268136847	-	October	-
UltraMax II (RH)	MS604114CEFRG#01	739268183384	-	September	-
UltraMax II Connect+	CST604CEFGT20#01	739268301214	-	-	March
Ultramax RF	MS853113E#01	739268117617	-	October	-
	MS853113E#03	739268159488	-	November	-
	MS853113E#11	739268159471	-	November	-
	MS853113E#12	739268159495	-	September	-

## DESIGN CHANGE NOTIFICATION Flapper Type → Tower Type

### ONE - PIECE TOILET TRANSITION SCHEDULE

1 piece toilet	Item #	UPC	3rd QTR 2016	4th QTR 2016	2017
Ultramax EL E-MAX	MS854114E#01	739268117600	-	September	-
	MS854114E#03	739268159457	-	October	-
	MS854114E#11	739268159440	-	September	-
	MS854114E#12	739268159464	-	September	-
	MS854114EG#01	739268130791	-	September	-
Ultramax EL ADA	MS854114EL#01	739268117594	-	-	March
	MS854114EL#03	739268159785	-	-	December
	MS854114EL#11	739268159792	-	September	-
	MS854114EL#12	739268159808	-	October	-
	MS854114ELG#01	739268130784	-	-	January
Ultramax EL(RH)ADA	MS854114ELR#01	739268154742	-	November	-
Ultramax RF G-MAX	MS853113S#01	739268060906	-	September	-
	MS853113S#03	739268060920	-	December	-
	MS853113S#11	739268390447	-	-	August
	MS853113S#12	739268390522	-	October	-
Ultramax EL G-MAX	MS854114S#01	739268060753	August	-	-
	MS854114S#03	739268060777	-	-	February
	MS854114S#11	739268391246	-	October	-
	MS854114S#12	739268391321	-	-	January
	MS854114SG#01	739268838543	-	September	-
Ultramax EL G-MAX ADA	MS854114SL#01	739268033634	-	-	January
	MS854114SL#03	739268033719	-	-	March
	MS854114SL#11	739268033733	-	-	June
	MS854114SL#12	739268033740	-	-	March
Ultramax EL(RH)ADA	MS854114SLR#01	739268050143	-	December	-
Ultimate RF	MS853113#01	739268060609	-	November	-
	MS853113#03	739268060623	-	-	January
	MS853113#11	739268390010	-	-	February
	MS853113#12	739268390102	-	November	-
Ultimate EL	MS854114#01	739268060302	-	October	-
	MS854114#03	739268060326	-	-	April
	MS854114#11	739268390874	-	October	-
	MS854114#12	739268390959	-	December	-

## DESIGN CHANGE NOTIFICATION Flapper Type → Tower Type

### TWO - PIECE TOILET TRANSITION SCHEDULE

2 piece toilet	Item # (Tank)	UPC	3rd QTR 2016	4th QTR 2016	2017
Drake II/Vespin II	ST454E#01	739268135567	-	October	-
	ST454E#11	739268135581	-	-	-
	ST454E#03	739268135604	August	-	-
	ST454E#12	739268135598	-	November	-
	ST454E#51	739268135628	-	September	-
	ST454ER#01	739268177222	-	September	-
Eco Nexus	ST754E#01	739268127661	Transition will start in the 4th quarter 2016 or after.		
	ST754E#11	739268161832			
	ST754E#03	739268161825			
	ST754E#12	739268161856			
	ST754E#51	739268161863			
	ST754E#51	739268161863			
Eco Clayton	ST784E#01	739268125841			
	ST784E#11	739268125872			
	ST784E#03	739268125933			
	ST784E#12	739268125889			
	ST784E#51	739268125902			
Eco Whitney	ST754E#01	739268127661			
	ST754E#11	739268161832			
	ST754E#03	739268161825			
	ST754E#12	739268161856			
	ST754E#51	739268161863			
Eco Dartmouth	ST753E#01	739268127630			
	ST753E#11	739268160569			
	ST753E#03	739268160552			
	ST753E#12	739268160576			
	ST753E#51	739268160583			
ECO PROMENADE	ST424E#01	739268166059			
	ST424E#11	739268166073			
	ST424E#03	739268166066			
	ST424E#12	739268166080			
	ST424E#51	739268166097			
PROMENADE	ST424S#01	739268165991			
	ST424S#11	739268166028			
	ST424S#03	739268166004			
	ST424S#12	739268166035			
	ST424S#51	739268166042			

## DESIGN CHANGE NOTIFICATION Flapper Type → Tower Type

### TWO - PIECE TOILET TRANSITION SCHEDULE

2 piece toilet	Item # (Tank)	UPC	3rd QTR 2016	4th QTR 2016	2017
Eco Drake	ST743E#01	739268114357			
	ST743E#11	739268159631			
	ST743E#03	739268159648			
	ST743E#12	739268159655			
	ST743E#51	739268159679			
	ST743ER#01	739268127326			
	ST743EB#01	739268142602			
	ST743ED#01	739268204447			
	ST743EDB#01	739268207394			
DRAKE	ST743S#01	739268281936			
	ST743S#11	739268389496			
	ST743S#03	739268282148			
	ST743S#12	739268389571			
	ST743S#51	739268282315			
	ST743SB#01	739268347113			
	ST743SD#01	739268349810			
	ST743SDB#01	739268350861			
DRAKE (RF)	ST743SR#01	739268344976			
	ST743SR#11	739268397316			
	ST743SR#03	739268345188			
	ST743SR#12	739268397491			
	ST743SR#51	739268345348			
Eco Drake Transitional	ST744E#01	739268248076			
	ST744E#11	739268248267			
	ST744E#03	739268248281			
	ST744E#12	739268248274			
	ST744E#51	739268248298			
	ST744ER#01	739268248083			

**Transition will start in the 4th quarter 2016 or after.**