


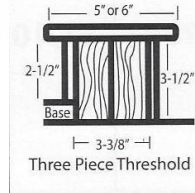


# CUSTOM REGULAR TEXTURE SHOWER BASES



Our shower bases comply with:  
HUD UM Bulletin #73A and ANSI  
Z124 Standard.

Custom shower bases are made to your specs. Each base is made with 1/4" per foot slope to the drain location. Each base has a water barrier rubber flange attached. No threshold is attached, and must be added to your order. Rough opening size is stud wall to stud wall.



When ordering your custom shower base, please account for the threshold, otherwise the shower may exceed the desired finished size.

<b>Regular Texture Shower Base</b> Natural Finish	<b>Threshold</b> Gloss or Matte Finish
Custom base price <b>\$100</b> per sq. ft. Maximum size 96" x 60" Minimum Price <b>\$576</b>	Custom base price <b>\$97</b> per Lin. Ft. Maximum length 96" x 60" 5" or 6" Cap Piece

## CUSTOM SMOOTH FLATSTOCK

Gloss or Matte Finish. Each piece is made to size.

Maximum size per piece 120" x 60"

Minimum **\$150** per piece

For more than 2 finished edges add **\$85** per edge

5/16" Thick Tub & Shower Walls:	<b>\$29</b> per sq. ft.
3/4" Thick Flat Stock:	<b>\$55</b> per sq. ft.
1" Thick Flat Stock:	<b>\$73</b> per sq. ft.

Special shapes call for quote

## SHOWER ACCESSORIES

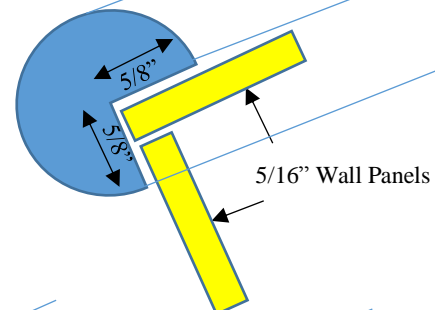
18" x 18" Flat Corner Seat w/ supports:	<b>\$240</b>
3/4" Thick Flat Corner Shelf w/ straight front up to 12" x 12":	<b>\$120</b>
1" Thick Flat Corner Shelf w/ curved front up to 12" x 12":	<b>\$219</b>

## TRIM PIECES

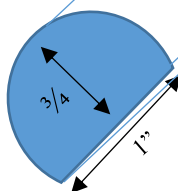
Minimum **\$150** per piece

1" x 3/4" Full Bullnose up to 120":	<b>\$25</b> per Lin Ft.
3/4" x 3/4" Pencil Trim up to 120":	<b>\$25</b> per Lin Ft.
1" x 3/4" Outside Corner up to 120":	<b>\$25</b> per Lin Ft.
1" x 3/8" Half Bullnose up to 120":	<b>\$25</b> per Lin Ft.
1" x 3/4" Panel Cap up to 120":	<b>\$25</b> per Lin Ft.

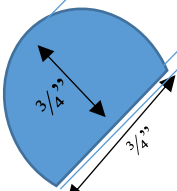
Outside Corner



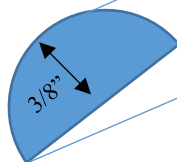
Full Bullnose



Pencil Trim



Half Bullnose



Panel Cap

