

Flush-Mount
Gas Cooktop

KM 2355



36" Flush-Mounted Gas Cooktop KM 2355



FEATURES

- 5 completely sealed burners:
 - (1) 650 – 3,900 BTU Auxiliary burner
 - (2) 1,100 – 6,000 BTU Normal burner
 - (1) 1,800 – 9,500 BTU High Speed burner
 - (1) 700 – 15,000 BTU Double-inset super burner
- **NEW** Flush mounted gas cooktop
- **NEW** Dishwasher-safe ComfortClean grates
- Center controlled with stainless steel knobs
- Ignition safety control

SPECIFICATIONS

KM 2355 G Cooktop	Item #26235560USA
KM 2355 LP Cooktop	Item #26235561USA
Type	Flush-mounted gas cooktop
Dimensions	35 ¹ / ₈ " (892mm) W x 3 ¹ / ₁₆ " (77mm) H x 20 ⁹ / ₁₆ " (512mm) D To flush mount, please refer to page 30 in the installation manual
Electrical	
Electrical Requirements	120 V, 60 Hz, 15 Amps
Power Cord	Power cord 4 ft (1.2m)
	3-wire power supply
	Natural gas or LP available
Shipping	
Shipping Weight	TBD
Shipping Dimensions	TBD
Support	
Call	800.843.7231
20/20	©2020technologies.com



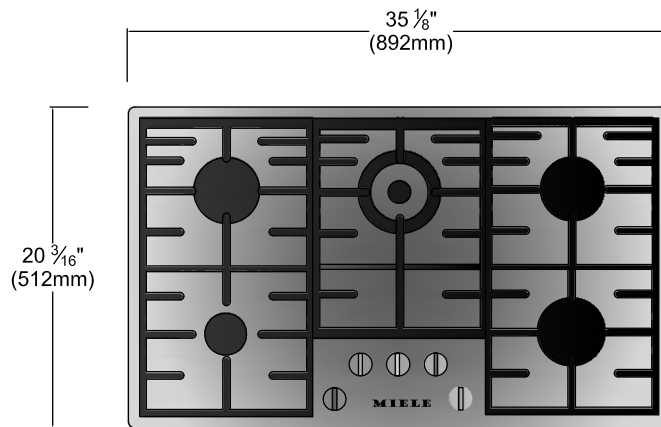
Dishwasher-safe ComfortClean grates

36" Flush-Mounted Gas Cooktop KM 2355

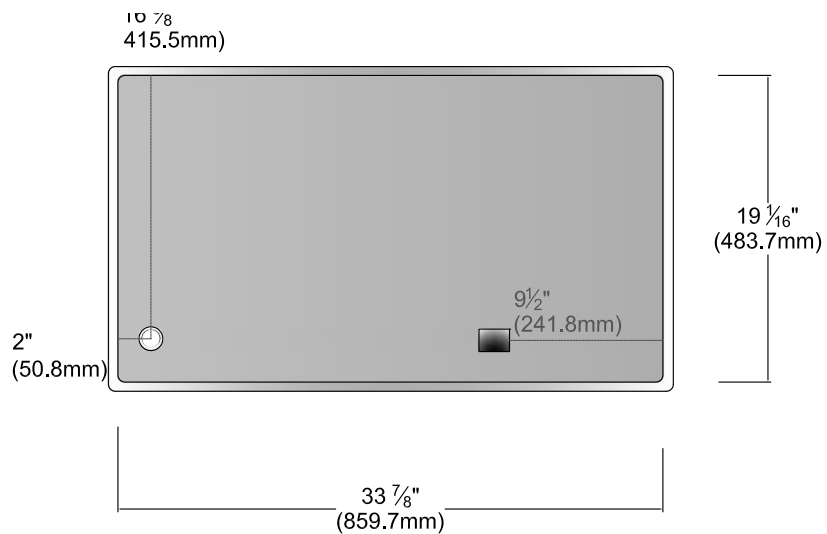


PRODUCT VIEWS

Top View



Bottom View

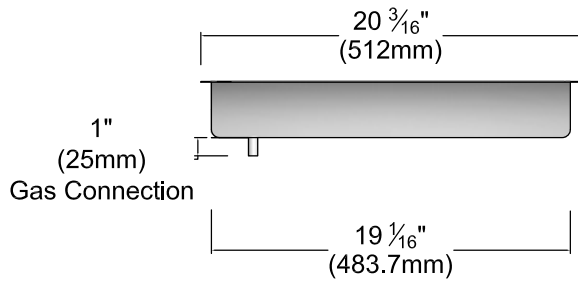


36" Flush-Mounted Gas Cooktop KM 2355

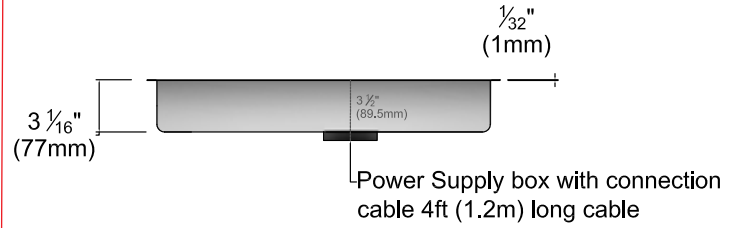


PRODUCT VIEWS

Left View



Right View



Cut Out

