



Cooking Products

RVGR Gas Self-Clean 30"W. Sealed Burner Range	4
RVDR Dual Fuel 30"W. Sealed Burner Range	5
RVER Electric Radiant Range	6
RVGC Gas 30" and 36"W. Cooktops	7
RVEC Electric Radiant 30", 36" and 45"W. Cooktops	8
RVSOE/RVDOE Electric 30"W. Single/Double Ovens	9
RVM Microwave Oven and Trim Kit and RVMH Conventional and Convection Microwave Hoods	10
RVEWD Electric 30"W. Warming Drawer	11

Ventilation Products

RVCH 12"H. Wall Hoods and Accessories	12
RVDD Downdrafts and Accessories	13

Refrigeration Products

VCFF Freestanding 36"W. French Door Bottom Freezer	14
VCFF Freestanding 36"W. French Door Bottom Freezer with Ice and Water Dispenser	15

Kitchen Cleanup Products

RVDW/FDW Built-In Dishwashers	16
-------------------------------	----


RVGR Freestanding Gas Self-Clean 30"W. Sealed Burner Range



RVGR330-5B

30"W./24"D. Gas Sealed Burner Range

- Wide variety of BTU ratings to accommodate all types of surface cooking needs – including a fifth burner
 - Left front – 18,000 BTU
 - Left rear – 8,000 BTU
 - Center – 9,000 BTU
 - Right front – 17,000 BTU
 - Right rear – 12,000 BTU
- Sealed burner with porcelainized, cast-iron burner caps
- **Exclusive** Sure Spark™ ignition system
- Continuous grate cooking surface
- One-piece porcelainized tooled top with large spill collection area around burners
- Durable, metal die-cast knobs with child-proof, push-to-turn safety feature
- **Exclusive** combination of single U-shaped bake burner and broil burner, all with electric spark ignition
- High performance cooking modes include natural airflow bake, convection bake, broil, convection broil, convection dehydrate, convection defrost and self-clean
- Extremely large self-clean convection oven
 - Overall 23"W. x 16½"H. x 18¾"D. – 4.0 cubic feet
 - AHAM Standard 23"W. x 16½"H. x 15¾"D. – 3.3 cubic feet
 - One Full-Extension TruGlide™ racks/two standard racks/six porcelain coated rack positions
- Halogen oven lighting
- Shipped standard with island trim

Model		Finish	Price	Shipping wt. lb (kg)
RVGR330-5B (NAT) Five Burners		SS/BK/WH		390 (175.5)

*Factory LP conversion add \$XX (add LP after color code)

Accessories	SS Finish	Price	Shipping wt. lb (kg)
RD30TII	Island Trim		11 (5.0)
RD30BG6	6"H. Backguard		14 (6.3)
RD30HS24	High Shelf		45 (20.3)
P24CST	Countertop Side Trim		2 (.9)
P30CRT	Countertop Rear Trim		2 (.9)
P30CBF4	Curb Base and Custom Curb Base Front		9 (4.1)
RDPGD	Portable Griddle/Grill		9 (4.1)
RDLPKR3	LP Conversion Kit		2 (.9)
RDNKR3	Natural Conversion Kit		2 (.9)


RVDR Freestanding Dual Fuel 30"W. Sealed Burner Range



RVDR330-5B

30"W./24"D. Dual Fuel Sealed Burner Range

- Wide variety of BTU ratings to accommodate all types of surface cooking needs – including a fifth burner
 - Left front – 18,000 BTU
 - Left rear – 8,000 BTU
 - Center – 9,000 BTU
 - Right front – 17,000 BTU
 - Right rear – 12,000 BTU
- Sealed burner with porcelainized, cast-iron burner caps
- **Exclusive** Sure Spark™ ignition system
- Continuous grate cooking surface
- Durable, metal die-cast knobs with child-proof, push-to-turn safety feature
- **Exclusive** patented Vari-Speed Dual Flow™ convection system with 8½" diameter fan blade – largest in the industry; works bi-directionally for maximum air flow and excellent cooking results
- **Exclusive** Rapid Ready™ preheat system provides super fast preheating
- 10-pass broiler with heat reflector
- High performance cooking modes include Bake, Convection Bake, TruConvect™ Convection Cooking, Convection Roast, Hi, Med and Low Broil, Convection Broil, Convection Dehydrate, Convection Defrost and Self-Clean
- Halogen oven lighting
- One Full-Extension TruGlide™ racks/two standard racks/six porcelain coated rack positions
- **Exclusive** 30"W. Ovens: largest self-clean, convection ovens
 - Overall 25 5/16"W. x 16 1/2"H. x 19 1/2"D. – 4.7 cubic feet
 - AHAM standard 25 5/16"W. x 16 1/2"H. x 16 13/16"D. – 4.1 cubic feet
- Shipped standard with island trim

Model		Finish	Price	Shipping wt. lb (kg)
RVDR330-5B (NAT) Five Burners		SS/BK/WH		405 (182.3)

*Factory LP conversion add \$XX (add LP after color code)

Accessories	SS Finish	Price	Shipping wt. lb (kg)
RD30TII	Island Trim		11 (5.0)
RD30BG6	6"H. Backguard		14 (6.3)
RD30HS24	High Shelf		45 (20.3)
P24CST	Countertop Side Trim		2 (.9)
P30CRT	Countertop Rear Trim		2 (.9)
P30CBF4	Curb Base and Custom Curb Base Front		9 (4.1)
RDPGD	Portable Griddle/Grill		9 (4.1)
RDLPKR3	LP Conversion Kit		2 (.9)
RDNKR3	Natural Conversion Kit		2 (.9)


RVER Freestanding Electric Self-Clean 30"W. Range



RVER330-5B

30"W./24"D. Electric Self-Clean Range

- QuickCook™ Surface Elements utilize ribbon element technology – reach full power in about 3 seconds. Wide variety of surface element sizes and wattages, including a fifth element
 - Left front – 8.5" 2,000-watt dual element
 - Left rear – 6.5" 1,200-watt single element
 - Center – 12" 3,200-watt triple element
 - Right front – 6.5" 1,200-watt single element
 - Right rear – 8.5" 2,000-watt dual element
- Strong wear-resistant glass ceramic top
- **Exclusive** patented Vari-Speed Dual Flow™ convection system with 8½" diameter fan blade – largest in the industry; works bi-directionally for maximum air flow and excellent cooking results
- **Exclusive** Rapid Ready™ preheat system provides super fast preheating
- Durable, metal die-cast knobs with child-proof, push-to-turn safety feature
- 10-pass broiler with heat reflector
- High performance cooking modes include Bake, Convection Bake, TruConvec™ Convection Cooking, Convection Roast, Hi, Med and Low Broil, Convection Broil, Convection Dehydrate, Convection Defrost and Self-Clean
- Halogen oven lighting
- One Full-Extension TruGlide™ racks/two standard racks/six porcelain coated rack positions
- 30"W. Ovens: largest self-clean, convection ovens – **Exclusive**
 - Overall 25⅞"W. x 16½"H. x 19½"D. – 4.7 cubic feet
 - AHAM standard 25⅞"W. x 16½"H. x 16¼"D. – 4.1 cubic feet
- Shipped standard with island trim

Model		Finish	Price	Shipping wt. lb (kg)
RVER330-5B Five Burners		SS/BK/WH		424 (190.8)

Accessories	SS Finish	Price	Shipping wt. lb (kg)
RD30TII	Island Trim		11 (5.0)
RD30BG6	6"H. Backguard		14 (6.3)
RD30HS24	High Shelf		45 (20.3)
P24CST	Countertop Side Trim		2 (.9)
P30CRT	Countertop Rear Trim		2 (.9)
P30CBF4	Curb Base and Custom Curb Base Front		9 (4.1)

RVGC Built-In Gas 30" and 36"W. Cooktops



RVGC330-5B

30" and 36"W. Gas Cooktops

- **Exclusive** Sure Spark™ ignition system for all burners
- Continuous grate cooking surface
- One-piece tooled top with large spill collection area around burners
- Durable, metal die-cast knobs with child-proof, push-to-turn safety feature
- **RVGC330-5B 30"W. COOKTOP**
 - NEW – 5 burners
 - Left front – 9,100 BTU high
 - Left rear – 9,100 BTU high
 - Center – 17,000 BTU high
 - Right rear – 5,000 BTU high
 - Right front – 12,000 BTU high
- **RVGC336-5B 36"W. COOKTOP**
 - 5 burners
 - Left front – 9,100 BTU high
 - Left rear – 9,100 BTU high
 - Center – 17,000 BTU high
 - Right rear – 5,000 BTU high
 - Right front – 12,000 BTU high
- Overall/burner box dimensions designed to fit the majority of similarly sized cooktop cutouts

Model		Finish	Price	Shipping wt. lb (kg)
RVGC330-5B (NAT) 30"W. Cooktop		SS		49 (22.0)
RVGC336-5B (NAT) 36"W. Cooktop		SS		74 (33.3)

*Factory LP conversion add \$XX (add LP after SS)

Accessories	Description	Price	Shipping wt. lb (kg)
RDLPKC	LP Conversion Kit		1(.5)
RDNKC	NAT Conversion Kit		1(.5)




RVEC Built-In Electric Radiant 30", 36" and 45"W. Cooktops



RVEC330-5B

30", 36" and 45"W. Electric Radiant Cooktops

- Strong, wear-resistant glass ceramic top
- QuickCook™ Surface Elements utilize ribbon element technology - reach full power in about 3 seconds
- Durable, metal die-cast knobs with child-proof, push-to-turn safety feature
- **RVEC330-5B - 30"W. COOKTOPS**
 - NEW – 5 elements
 - Left front – 8½", 2,000-watt dual element
 - Left rear – 6½", 1,200-watt single element
 - Center – 12", 3,200-watt triple element
 - Right rear – 6½", 1,200-watt element
 - Right front – 8½", 2,000-watt element
- **RVEC336-5B - 36"W. COOKTOPS**
 - 5 elements
 - Left front – 8½", 2,000-watt dual element
 - Left rear – 6½", 1,200-watt single element
 - Center – 12", 3,200-watt triple element
 - Right rear – 6½", 1,200-watt element
 - Right front – 8½", 2,000-watt element
- **RVEC345-6B - 45"W. COOKTOPS**
 - 6 elements
 - Left front – 8½", 2,000-watt dual element
 - Left rear – 6½", 1,200-watt single element
 - Left center – 12", 3,200-watt triple element
 - Right center – 8½", 2,000-watt dual element
 - Right rear – 6½", 1,200-watt element
 - Right front – 8½", 2,000-watt dual element
- Overall/burner box dimensions designed to fit the majority of similarly sized cooktop cutouts

Model		Finish	Price	Shipping wt. lb (kg)
RVEC330-5B 30"W. Cooktop		SB		52 (23.4)
RVEC336-5B 36"W. Cooktop		SB		60 (27.0)
RVEC345-6B 45"W. Cooktop		SB		71 (32.0)

RVSOE/RVDOE Built-In Electric 30"W. Single/Double Ovens





RVSOE330



RVDOE330

Electric 30"W. Thermal-Convection Ovens

- Two speed convection system circulates air throughout the entire oven cavity
- Concealed 6 pass bake element makes clean-up easy
- 10-pass broiler with heat reflector
- Two halogen oven lights
- Two Full-Extension TruGlide™ racks, one standard/five porcelain coated rack positions (both ovens of double oven)
- Digital clock/oven functions
 - 100 minute timer
 - Set cooking time for up to 12 hours
 - Delay timed cooking feature
 - Tone and digital display indicate pre-set cooking time is finished
 - Meat probe – timer sounds and oven shuts off when desired temp is reached
Only in upper oven of double oven
- Self-Clean ovens
- Oven functions
 - Two element bake
 - Convection bake
 - TruConvec™ convection cook (element around fan)
 - Convection roast
 - Convection broil
 - Hi broil
 - Med broil
 - Low broil
 - Convection dehydrate
 - Convection defrost
- Extra large self-cleaning ovens
 - Overall - 25"W. x 16"H. x 18 1/2"D. – 4.3 cu. ft.
 - AHAM standard - 25"W. x 16"H. x 16 3/8"D. – 3.8 cu. ft.

Model		Finish	Price	Shipping wt. lb (kg)
RVSOE330 30"W. Single Oven		SS/BK/WH		258 (117.6)
RVDOE330 30"W. Double Oven		SS/BK/WH		384 (174.2)

Accessories	SS Finish	Price	Shipping wt. lb (kg)
D30FTS	Flush mount trim kit for 30"W. single oven		3 (1.4)
D30FTD	Flush mount trim kit for 30"W. double oven		7 (3.2)

RVM Microwave Ovens and Built-In Trim Kits and RVMH Conventional and Convection Microwave Hoods



RVM320

Microwave Oven

- Instant sensor settings for cooking, reheating foods and popping popcorn
- Fast action keys save time and make microwaving easy
- Defrost programs quickly defrost meat and poultry by weight
- Add-a-minute allows you to add a minute to cooking time by simply touching a button
- Keep warm plus feature allows you to keep food warm for up to 30 minutes
- Child lock safety feature locks the control panel to prevent unwanted operation
- 2.0 Cubic ft.
- 16" diameter turntable
- Interior oven cavity
 - 17³/₈"W. x 10¹/₂"H. x 18⁵/₈"D.
- Place on countertop or install as a built-in using a trim kit (listed below - sold separately)
- Trim kit may be installed traditionally or as flush mount

Model	Finish	Price	Shipping wt. lb (kg)
RVM320 (Microwave)	SS (Stainless Steel finish only)		55 (24.7)
RVMTK330 (30"W. Built-in trim kit)	SS (Stainless Steel finish only)		15 (6.9)



RVMH330

Microwave Hood

- Instant sensor settings for cooking, reheating foods and popping popcorn
- Fast action keys save time and make microwaving easy
- Defrost programs quickly defrost meat and poultry by weight
- Add-a-minute allows you to add a minute to cooking time by simply touching a button
- Keep warm plus feature allows you to keep food warm for up to 30 minutes
- Child lock safety feature locks the control panel to prevent unwanted operation
- Built-in exhaust system
- 300 CFM blower
- May be vented out the top, back or converted to recirculate
- Large 14 1/8" diameter turntable
- Exterior dimensions
 - 29¹/₈"W. x 16¹/₄"H. x 15⁵/₈"D.
- Interior oven cavity
 - 1.5 cubic ft.
- For use over 30"W. Viking cooking products

Model	Finish	Price	Shipping wt. lb (kg)
RVMH330 Conventional	SS (Stainless Steel finish only)		85 (38.6)



RVMHC330

Convection Microwave Hood

- Instant sensor settings for cooking, reheating foods and popping popcorn
- Four convection settings: ConvecBroil, ConvecRoast, ConvecBake and manual convection
- Convection settings use a high speed fan that circulates air past the heat source and around the food; allows multiple rack baking
- Low mix bake and high mix roast settings offer use of convection heat to seal and brown outside of foods while using microwave energy to ensure the interior is cooked
- Add-a-minute allows you to add a minute to cooking time by simply touching a button
- Child lock safety feature locks the control panel to prevent unwanted operation
- Convection microwave cookbook comes standard with unit
- Built-in exhaust system
- 300 CFM blower
- May be vented out the top, back or converted to recirculate
- 13" diameter turntable
- Exterior dimensions
 - 29¹/₈"W. x 16³/₈"H. x 15⁵/₈"D.
- Interior oven cavity
 - 1.1 cubic ft.
- For use over 30"W. Viking cooking products

Model	Finish	Price	Shipping wt. lb (kg)
RVMHC330 Convection	SS (Stainless Steel finish only)		85 (38.6)

Model	Description	Price	Shipping wt. lb (kg)
CFOR for use with RVMH330	Replacement Charcoal Filter		1 (.05)
CFOR1 for use with RVMHC330	Replacement Charcoal Filter		2 (0.9)


RVEWD Built-In Electric 30"W. Warming Drawer



RVEWD330

30"W. Warming Drawer

- 30"W. model Interior Capacity: 20 1/2"W. x 6"H. x 22 3/4"D. - 1.6 cu. ft.
- 450 watt element
- Temperature settings from 90°F to 250°F
- **Exclusive** two half-sized low racks and moisture cup standard
- Stainless steel low racks with slots for heat distribution
- Partially fill moisture cup with water to increase moisture in pan
- Entire drawer removes for easy cleaning
- Stainless steel roller bearing glides

Model		Finish	Price	Shipping wt. lb (kg)
RVEWD330 (30"W.)		SS/BK/WH		90 (40.5)

Accessories	SS Finish	Price	Shipping wt. lb (kg)
D30FTW	Flush-mount trim kit (RVEWD only)		2 (.91)



Pan/Lid Set

- Five commercial pans with lids
- Two 2 1/2"D. x 12"L. x 7"W.
- Two 4"D. x 12"L. x 7"W.
- One 4"D. x 12"L. x 10 1/2"W.
- Heavy gauge stainless steel

Model	Finish	Price	Shipping wt. lb (kg)
PAN-VEWD	N/A		10 (4.5)

RVCH Built-In 12"H. Wall Hoods/Recirculating Kits/Duct Extension



12"H. Interior-Power Hoods

- 460 CFM blower
- Variable speed ventilator controls; separate controls for on/off and speed control
- 2 Halogen lights with dimmer control
- Separate controls for on/off and dimmer
- Dishwasher-safe stainless steel mesh filters (frame and mesh are stainless steel)
- Heat sensor automatically turns ventilator on full power when temperatures reach uncomfortable levels
- Virtually seamless stainless steel canopy interior for easy cleaning
- Adjustable duct cover ships standard with hood

Model	Finish	Price	Shipping wt. lb (kg)
RVCH330 (30"W. /24"D.)	SS, BK, WH		56 (25.2)
RVCH336 (36"W. /24"D.)	SS, BK, WH		60 (27.0)



Recirculating Hood Conversion Kit

- For use with RVCH30 and RVCH36 hoods only
- Includes charcoal filters, top vent/grille, and installation hardware
- Top vent/grille: 2"h. X 12"d.
- SS finish only

Model	Finish	Price	Shipping wt. lb (kg)
DRK30 for 30"W. hood	SS		7 (15.4)
DRK36 for 36"W. hood	SS		7 (15.4)



Duct Cover Extension

- For use with RVCH chimney wall hoods
- Extend height of duct over up to 12" (for 10' ceilings)
- Replaces adjustable duct cover supplied standard with hood
- Specify finish

Model	Finish	Price	Shipping wt. lb (kg)
DCCE1610 for 30" & 36"W. RVCH hoods	SS, BK, WH		8 (3.6)



Replacement Charcoal Filters

- For use with DRK conversion kits
- Recommend replacement every 6-12 months

Model	Finish	Price	Shipping wt. lb (kg)
CF-D12 for 30"W. Viking hood	SS		2 (0.9)
CF-D14 for 36"W. Viking hood	SS		2 (0.9)

RVDD Built-In Versavent™ Rear Downdraft and Downdraft Ventilators



Versavent Rear Downdraft With Remote Mounted Controls

- **For cooktops only**
- Raises and lowers at the touch of a button
- Delay function turns unit off after 10 minutes
- Four fan speeds
- 4"W. X 2½"D. Control panel mounts separately on countertop for ease of use; stainless steel trim with black membrane/control panel
- Two removable, easy-to-clean mesh filters
- Flashing light reminds user to clean filters after approximately 30 hours of use
- Choose interior or exterior ventilator kit

Model	Finish	Price	Shipping wt. lb (kg)
RVDD330R (30" W.)	SS		43 (19.4)
RVDD336R (36"W.)	SS		50 (22.5)
RVDD345R (45"W.)	SS		60 (27.0)



Interior-Power Ventilator

- 500 cfm
- Mounts on any size plenum
- 3¼" X 10" duct takeoff; continue with this size or transition to 6" round
- Can run duct to left, right, or down

Model	Finish	Price	Shipping wt. lb (kg)
VIDV500	N/A		32 (14.4)



Exterior-Power Ventilator

- 900 cfm or 1200 cfm
- Mounts on wall or roof (no roof cap required)
- **Vent opening on ventilator must be installed in the down position (all installations)**
- Comes with 10" round duct takeoff plate which mounts to any size plenum
- 1200 cfm recommended for 45" and 48"W. Viking downdrafts only

Model	Finish	Price	Shipping wt. lb (kg)
VEDV900	N/A		42 (18.9)
VEDV1200	N/A		44 (19.8)

VCFF Freestanding 36"W. Bottom Freezers



VCFF236

36"W. French Door Bottom Freezer

Total capacity: 21.8 cu. ft.

Refrigerator Capacity: 16.3 cu. ft.

Freezer Capacity: 5.5 cu. ft.

- "Cabinet Depth" design (24" deep side panels) integrates with surrounding cabinetry
- Electronic temperature control with digital temperature readout maintains the selected temperature in both the refrigerator and freezer compartments
- Frost-free refrigerator
 - Four adjustable tempered glass spillproof shelves; one stationary glass shelf
 - Temperature adjustable Cold Zone™ can be set for either produce or long-term fresh meat storage with its separate temperature control
 - Two moisture-adjustable, Humidity Zone™ drawers
 - In-the-door dairy compartment with cover
 - Five door bins; two for gallon storage
 - Internal filtered water dispensing; one handed operation
 - Premium water filter provides cleaner water supply by filtering bad tastes, odors, sediment and harmful contaminants
- Frost-free freezer
 - Tri-level slide-out baskets
 - Separate ice drawer with scoop
 - Adaptive defrost
- Energy Star Qualified
- CEE Tier I Super Efficient

Model	Finish	Price	Shipping wt. lb (kg)
VCFF236	SS		327 (148.7)

Accessories	Description	Price	Shipping wt. lb (kg)
RWF-FR	Replacement water filter		5 (2.3)
FRSTKF2 (B)	French door bottom-mount side trim kit		13 (5.9)
PFRGKF2 (B/W)	French door bottom-mount grille kit		10 (4.5)
FRSPKF2 (W)	French door bottom-mount side panel kit		60 (27.0)
FRTOPF2 (W)	Top kit		19 (8.6)

B=Accessories necessary for "built-in" look

W=Accessories necessary for "wrapped" look

VCFF Freestanding 36"W. Bottom Freezers with Ice and Water Dispenser



VCFF136D

36"W. French Door Bottom Freezer with Ice and Water Dispenser

Total capacity: 19.8 cu. ft.

Refrigerator Capacity: 14.8 cu. ft.

Freezer Capacity: 5.0 cu. ft.

- "Cabinet Depth" design (24" deep side panels) integrates with surrounding cabinetry
- Electronic controls with LCD display
- Frost-free refrigerator
 - Three slide-out adjustable tempered glass spillproof shelves; one small stationary glass shelf
 - Temperature adjustable Meat Savor™/Produce Drawer can be set for either produce or long-term fresh meat storage with its separate temperature control
 - Two moisture-adjustable, see-through produce drawers
 - In-the-door dairy compartment with cover
 - Four large door bins; two small door bins; two of the large bins store gallon containers
- Ice and Water Dispenser Features
 - Through-the-door dispenser provides cubed ice and chilled water in easy one-hand operation
 - Easy fill option accomodates large containers
 - Premium water filter provides cleaner water supply by filtering bad taste, odors, sediment, and harmful contaminants.
 - Water filter status indicator signals when to order replacement filters
 - LED dispenser lighting can be set to run continuously or to illuminate when room lighting is low
- Frost-free freezer
 - Adaptive defrost
 - Three slide-out baskets
- Energy Star Qualified
- CEE Tier I Super Efficient

Model	Finish	Price	Shipping wt. lb (kg)
VCFF136D	SS		325 (147.4)

Accessories	Description	Price	Shipping wt. lb (kg)
RWF-FR	Replacement water filter		5 (2.3)
Accessories	Description	Price	Shipping wt. lb (kg)
RWF-FR	Replacement water filter		5 (2.3)
FRSTKFD (B)	French door bottom-mount side trim kit		13 (5.9)
PFRGKFD (B/W)	Professional french door bottom-mount grille kit		10 (4.5)
FRSPKFD (W)	French door bottom-mount side panel kit		60 (27.0)
FRTOPFD (W)	French door bottom-mount Top kit		19 (8.6)

B=Accessories necessary for "built-in" look
 W=Accessories necessary for "wrapped" look

RVDW/FDW Built-In Dishwashers



RVDW324

Built-In Dishwashers

- Multi-Level Power Wash
 - Multi-level washing with two stainless steel wash arms
- Five-Stage Filtration and Waste Removal - **Exclusive**
 - Removable coarse strainer
 - Triple-Clean™ filtration with full force self-cleaning jets - **Exclusive**
 - Ultra hard food waste disposer/motor/pump
- Sure-Temp™ Water Heating - **Exclusive**
- Condensate Quick Dry
- Quiet-Clean™ Performance Package
- Load-As-You-Like Sturdi-Bilt™ Racks
 - Accommodates 15 international place settings
 - One-piece silverware/cutlery basket with lids
- Diamond-Brite stainless steel tank and inner door - **Exclusive**
- Cycles – Pots/Pans, Normal Wash, Light/China, Rinse/Hold
- Options – Hi Temp Wash, Sanitized 155°F Rinse, Delay Start (up to 4 hours)
- Energy Star Qualified
- CEE Tier I Super Efficient
- NSF Certified

Model	Finish	Price	Shipping wt. lb (kg)
RVDW324	SS/BK/WH		152 (68.5)



FDW100 (shown with RVDP324)

Built-In Dishwashers

- Multi-level washing with three spray arms
- Turbidity sensor
- Triple-Clean™ filtration
- Flow-through water heater
- Condensate Quick Dry
- Quiet-Clean™ Performance Package
- Accommodates 12 international place settings
- Two position adjustable upper rack
- One-piece silverware/cutlery basket
- Cycles – Pots/Pans Plus, Normal Wash, Light/China, Fast Wash, Rinse/Hold
- Options – Half Load, Tablet Function, Delay Start (up to 9.5 hours)
- Energy Star Qualified

Model	Finish	Price	Shipping wt. lb (kg)
FDW100	Custom Panel		97 (44)



FDW100WS (shown with RVDP324)

Built-In Dishwashers

- Multi-level washing with three spray arms
- Turbidity sensor
- Triple-Clean™ filtration
- Flow-through water heater
- Condensate Quick Dry
- Quiet-Clean™ Performance Package
- Accommodates 12 international place settings
- One-piece silverware/cutlery basket with lids
- Cycles – Pots/Pans Plus, Normal Wash, Light/China, Fast Wash, Rinse/Hold
- Options – Half Load, Tablet Function, Delay Start (up to 9.5 hours)
- Energy Star Qualified
- Water Softener

Model	Finish	Price	Shipping wt. lb (kg)
FDW100WS	Custom Panel		97 (44)

Accessories	Finish	Price	Shipping wt. lb (kg)
RVDP324 (Viking door panel - for use with FDW100/FDW100WS)	SS/BK/WH		14 (6.3)